

ANNUAL BUDGET OF BERGRIVIER MUNICIPALITY



2018/19 TO 2020/21 FINAL MEDIUM TERM REVENUE AND EXPENDITURE FRAMEWORK



BERGRIVIER MUNISIPALITEIT

NOTULE VAN DIE RAADSVERGADERING GEHOU OP DINSDAG 29 MEI 2018 OM 14:00 IN DIE RAADSAAL, MUNISIPALE KANTORE, KERKSTRAAT, PIKETBERG

TEENWOORDIG

LEDE VAN DIE VIERDE MUNISIPALE RAAD

Rdh. A de Vries	[DA]	:	Speaker
Rdd. SM Crafford	[DA]	:	Uitvoerende Burgemeester - waarnemend
Rdh. RM van Rooy	[DA]		
Rdl. MA Wessels	[DA]		
Rdl. J Daniels	[DA]		
Rdl. AJ du Plooy	[DA]		
Rdl. A Small (Me)	[DA]		
Rdh. J Swart	[ANC]		
Rdl. SS Lesch (Me)	[ANC]		
Rdd. SIJ Smit	[ANC]		
Rdh. SR Claassen	[ANC]		
Rdl. BJ Claasen	[ANC]		

AMPTENARE

Adv. H Linde	:	Munisipale Bestuurder
Mnr. GJ Goliath	:	Direkteur Finansiële Dienste
Mnr. JWA Kotzee	:	Direkteur Korporatiewe Dienste
Mnr. H Kröhn	:	Direkteur Tegnieuse Dienste
Mnr. DA Josephus	:	Direkteur Gemeenskapsdienste
Mev. A van Sittert	:	Bestuurder: Strategiese Dienste
Mnr. WA Wagener	:	Bestuurder: Beplanning en Omgewingsbestuur
Mnr. JP Sass	:	Bestuurder: Finansiële State en Beheer
Mev. L Louw	:	Rekenmeester: Finansiële State en Beheer
Mev. JS Erasmus	:	Interne Ouditeur
Mnr. NJ Scheepers	:	Hoof: Sekretariaat en Rekordbestuur
Me. S Willemse	:	Klerk: Komitees
Mev. AA Barry	:	Klerk: Komitees

RAADSVERGADERING: BESLUIT GENEEM OP DINSDAG 29 MEI 2018 2018


GOEDKEURING VAN FINALE BEGROTING 2018/19, 2019/20 EN 2020/21 15/1/1

(’n Verslag word ter tafel gelê – Bylae A)

Die Portefeulje Voorsitter lei die item in en neem die Raad puntsgewys deur die verslag, soos voorgelê.

Met toestemming deur die Speaker bedank die waarnemende Uitvoerende Burgemeester die Munisipale Bestuurder, Direkteure, Bestuurder: Strategiese Dienste, haar span en alle Senior Bestuurders vir die fasilitering van die Wykskomiteevergaderings.

Ten slotte bedank sy die Begrotingskantoor vir hul bereidwilligheid en geduld ten opsigte van die begrotingsproses.



The undermentioned resolution was taken unanimously by Council

RESOLUTIONS

- 1) That the Council of Bergrivier Municipality, acting in terms of section 24 of the Municipal Finance Management Act, (Act 56 of 2003) approves and adopts:
 - a) The annual budget of the municipality for the financial year 2018/19 and the multi-year and single-year capital appropriations as set out in the following tables:
 - i) Budgeted Financial Performance (revenue and expenditure by standard classification) – Table A2;
 - ii) Budgeted Financial Performance (revenue and expenditure by municipal vote) – Table A3;
 - iii) Budgeted Financial Performance (revenue by source and expenditure by type) – Table A4;
 - iv) Multi-year and single-year capital appropriations by municipal vote and standard classification and associated funding by source –Table A5;
 - b) The financial position, cash flow budget, cash-backed reserve/ accumulated surplus, asset management and basic service delivery targets are approved as set out in the following tables:
 - i) Budgeted Financial Position – Table A6;
 - ii) Budgeted Cash Flows – Table A7;
 - iii) Cash backed reserves and accumulated surplus reconciliation – Table A8;
 - iv) Asset management – Table A9;
 - v) Basic service delivery measurement – Table A10;
- 2) That the Council of Bergrivier Municipality, acting in terms of section 75A of the Local Government: Municipal Systems Act (Act 32 of 2000) approves and adopts with effect from 1 July 2018:
 - a) the tariffs for property rates;
 - b) the tariffs for electricity;
 - c) the tariffs for the supply of water;
 - d) the tariffs for sanitation services;
 - e) the tariffs for solid waste service;
- 3) That the Council of Bergrivier Municipality, acting in terms of 75A of the Local Government: Municipal Systems Act (Act 32 of 2000) approves and adopts with effect from 1 July 2018 the tariffs for other services as contained in the tariff list included in the budget document;
- 4) That to give proper effect to the municipality's annual budget, the Council of Bergrivier Municipality approves:
 - a) That cash backing is implemented through the utilisation of a portion of the revenue generated from property rates to ensure that all capital reserves and provisions, unspent long-term loans and unspent conditional grants are cash backed as required in terms of section 8 of the Municipal Budget and Reporting Regulations;
 - b) That the municipality be permitted to enter into long-term loans for the funding of the capital programmes in respect of the 2018/19 financial year limited to an amount of R6.950 million in terms of Section 46 of the Municipal Finance Management Act;

**DIRECTOR FINANCIAL
SERVICES**

- c) That the Municipal Manager be authorised to sign all necessary agreements and documents to give effect to the above lending programme;
- 5) That the following policies was reviewed and the Council of Bergrivier Municipality, acting in terms of section 24 of the Municipal Finance Management Act, (Act 56 of 2003) approves and adopts the following existing policies:
- a) Asset management policy;
 - b) Cash Management and Investment policy;
 - c) Credit control and Debt collection policy;
 - d) Property Rates policy;
 - e) Tariff policy;
 - f) Virement policy;
 - g) Property Rates By-Law;
 - h) Supply Chain Management policy;
 - i) Borrowing Policy;
 - j) Funding, Reserves and Long Term Financial Planning Policy;
 - k) Budget Implementation and Monitoring Policy.

GESERTIFISEER AS 'N WARE UITTREKSEL VAN DIE NOTULE.



ADV. H LINDE

MUNISIPALE BESTUURDER

04 JUNIE 2018

Table of Contents

PART 1 – ANNUAL BUDGET

1.1	MAYOR'S REPORT	P.1
1.2	COUNCIL RESOLUTIONS	P.2
1.3	EXECUTIVE SUMMARY	P.4
1.4	OPERATING REVENUE FRAMEWORK	P.5
1.5	OPERATING EXPENDITURE FRAMEWORK	P.10
1.6	CAPITAL EXPENDITURE	P.12
1.7	ANNUAL BUDGET TABLES	P.13

PART 2 – SUPPORTING DOCUMENTATION

2.1	OVERVIEW OF ANNUAL BUDGET PROCESS	P.24
2.2	OVERVIEW OF ALIGNMENT OF ANNUAL BUDGET WITH IDP	P.36
2.3	MEASURABLE PERFORMANCE OBJECTIVES AND INDICATORS	P.40
2.4	OVERVIEW OF BUDGET RELATED-POLICIES	P.43
2.5	OVERVIEW OF BUDGET ASSUMPTIONS	P.44
2.6	OVERVIEW OF BUDGET FUNDING	P.46
2.7	EXPENDITURE ON GRANTS AND RECONCILIATIONS OF UNSPENT FUNDS	P.52
2.8	COUNCILLOR AND EMPLOYEE BENEFITS	P.55
2.9	MONTHLY TARGETS FOR REVENUE, EXPENDITURE AND CASH FLOW	P.58
2.10	CONTRACTS HAVING FUTURE BUDGETARY IMPLICATIONS	P.64
2.11	CAPITAL EXPENDITURE DETAILS	P.65
2.12	LEGISLATION COMPLIANCE STATUS	P.74
2.13	OTHER SUPPORTING DOCUMENTS	P.75
2.14	MUNICIPAL MANAGER'S QUALITY CERTIFICATE	P.88

PART 3 – TARIFFS / TARIWE

P.89

PART 4 - POLICIES / BELEIDE

4.1	BATEBESTUURSBELEID	P.104
4.2	KONTANTBESTUUR EN BELEGGINGSBELEID	P.131
4.3	KREDIETBEHEER EN SKULDINVORDERINGSBELEID	P.151
4.4	PROPERTY RATES POLICY	P.177
4.5	TARIEFBELEID	P.213
4.6	VIREMENT POLICY	P.224
4.7	PROPERTY RATES BY-LAW	P.231
4.8	VOORSIENINGSKANAAL BESTUURSBELEID	P.234
4.9	BORROWING POLICY	P.292
4.10	FUNDING, RESERVES AND LONG TERM FINANCIAL PLANNING POLICY	P.305
4.11	BUDGET IMPLEMENTATION AND MONITORING POLICY	P.332

PART 5 – SERVICE DELIVERY STANDARDS

P.346

Part 1 – Annual Budget

1.1 Mayor's Report

It is my privilege to table this budget and other related documents for 2018/2019 and the two outer years as prescribed in terms of section 16 of the Municipal Finance Management Act.

As a result of the intensive planning process undertaken through the IDP, the budget presented today is in line with the needs of the communities we serve. The operating revenue budget (excluding capital transfers and contributions) amounts to R328.727 million. The bulk of the income is derived from Assessment Rates and User Charges for Services.

The capital budget amounts to just less than R45.664 million. Expenditure out of own funds are R17.269 million. New loan funding of R6.950 million will be taken up in the financial year. In addition to this, external grants of R 21.435 million are included in this budget.

The following adjustments to the employee related costs were made:

- The general salary increase of 7.00% for all employees with effect from 01 July 2018 and a further 0.5% on basic salary with effect from 01 January 2019 for employees earning less than R9,000 per month as at 31 December 2018 has been forecasted whilst the salary negotiations are still underway at a national bargaining level.
- Notch increases are limited to 2% where applicable.

Given the global economic realities the council's tariff increases were limit to approximately 6% on services except for electricity where the increase will be 6.84% on condition that NERSA approves the tariffs. Council reduced the property rates tariff with 20% due to the implementation of a new valuation roll where the property valuations generally increased across all sectors.

Management within local government has a significant role to play in strengthening the link between the citizen and government's overall priorities and spending plans. The goal should be to enhance service delivery aimed at improving the quality of life for all people within the Bergrivier Municipality. Budgeting is primarily about the choices that the municipality has to make between competing priorities and fiscal realities. The challenge is to do more with the available resources. We need to remain focused on the effective delivery of the core municipal services through the application of efficient and effective service delivery mechanisms.

The application of sound financial management principles in the compilation of the municipality's financial plan is essential and critical to ensure that Bergrivier Municipality remains financially viable and that sustainable municipal services are provided economically and equitably to all communities.

Our responsibility as a sphere of government is to ensure that the quality of life of all that live and work in Bergrivier Municipality is improved. We will continue to engage in both progressive and meaningful discussions with our communities to shape a clear path from which governance and development will draw guidance and direction. The Council applied the principles of cost containment as published by National Treasury to the extent possible when drafting the budget and will endeavour to continue eliminating non-priority spending in the future. Furthermore, the Council will continue to pursue and encourage community participation programmes to ensure our plans are in line with community needs.

In conclusion, I would like to thank the Municipal Manager, the Chief Financial Officer and the personnel in the Budget Office, Directors and other personnel who were involved in compiling this IDP and budget. The effort and hard work that have already gone into this have not gone unnoticed and Council would like to express their appreciation to all involved.

1.2 Council Resolution (Recommended)

- 1) The Council of Bergrivier Municipality, acting in terms of section 24 of the Municipal Finance Management Act, (Act 56 of 2003) approves and adopts:
 - a) The annual budget of the municipality for the financial year 2018/19 and the multi-year and single-year capital appropriations as set out in the following tables:
 - i) Budgeted Financial Performance (revenue and expenditure by standard classification) – Table A2;
 - ii) Budgeted Financial Performance (revenue and expenditure by municipal vote) – Table A3;
 - iii) Budgeted Financial Performance (revenue by source and expenditure by type) – Table A4; and
 - iv) Multi-year and single-year capital appropriations by municipal vote and standard classification and associated funding by source – Table A5.
 - b) The financial position, cash flow budget, cash-backed reserve/accumulated surplus, asset management and basic service delivery targets are approved as set out in the following tables:
 - i) Budgeted Financial Position – Table A6;
 - ii) Budgeted Cash Flows – Table A7;
 - iii) Cash backed reserves and accumulated surplus reconciliation – Table A8;
 - iv) Asset management – Table A9; and
 - v) Basic service delivery measurement – Table A10.
- 2) The Council of Bergrivier Municipality, acting in terms of section 75A of the Local Government: Municipal Systems Act (Act 32 of 2000) approves and adopts with effect from 1 July 2018:
 - a) the tariffs for property rates,
 - b) the tariffs for electricity,
 - c) the tariffs for the supply of water
 - d) the tariffs for sanitation services
 - e) the tariffs for solid waste services
- 3) The Council of Bergrivier Municipality, acting in terms of 75A of the Local Government: Municipal Systems Act (Act 32 of 2000) approves and adopts with effect from 1 July 2018 the tariffs for other services as contained in the tariff list included in the budget document.
- 4) To give proper effect to the municipality's annual budget, the Council of Bergrivier Municipality approves:
 - a) That cash backing is implemented through the utilisation of a portion of the revenue generated from property rates to ensure that all capital reserves and provisions, unspent long-term loans and unspent conditional grants are cash backed as required in terms of section 8 of the Municipal Budget and Reporting Regulations.
 - b) That the municipality be permitted to enter into long-term loans for the funding of the capital programmes in respect of the 2018/19 financial year limited to an amount of R6.950 million in terms of Section 46 of the Municipal Finance Management Act.
 - c) That the Municipal Manager be authorised to sign all necessary agreements and documents to give effect to the above lending programme.

5) The following policies was reviewed and the Council of Bergrivier Municipality, acting in terms of section 24 of the Municipal Finance Management Act, (Act 56 of 2003) approves and adopts the following existing policies:

- a) Asset management policy
- b) Cash Management and Investment policy
- c) Credit control and Debt collection policy
- d) Property Rates policy
- e) Tariff policy
- f) Virement policy
- g) Property Rates Bylaw
- h) Supply Chain Management policy
- i) Borrowing Policy
- j) Funding, Reserves and Long Term Financial Planning Policy
- k) Budget Implementation and Monitoring Policy

POLICIES WITH CHANGES:

Three budget related polices were amended during the 2018/19 MTREF Budget process, namely the Property Rates Policy; the Tariff Policy and The Supply Chain Management Policy.

Property Rates Policy Amendments:

The National Department of Cooperative Governance & Traditional Affairs (COGTA) assessed our 2017/18 Property Rates Policy and raised two findings, firstly the policy was not dated or defining to which year it applies and secondly, there were no clear guidelines on how the municipality levies rates on Multi-purpose properties. The municipality addressed these findings by including the relevant financial year on the cover page and updating paragraph 9 to state that the municipality applies dominant use in determining the category of rates to be applied.

Further amendments were to paragraph 13.2 (k) where the paragraph on the additional 5% Drought relief was moved to paragraph 13.2 (l) thereby allowing all bona fide farmers to apply for a Drought relief rebate of up to 10% but limited to the amount budgeted by the municipality annually. Further refinements to the process were also clarified in the amendments.

Tariff Policy

The tariff policy was amended to split the Residential use from Commercial use of water and to create a new block structure that increases exponentially to create higher tariffs for high-end water users.

Supply Chain Management (SCM) Policy

The SCM Policy was amended to redefine the procurement processes for acquisition of goods where it is not possible to obtain 3 quotes or follow a normal procurement process. These purchases were previously done through deviations and include – Payment of IT related licenses; strip-and-quote vehicle / plant repairs; events; conferences; newspaper advertisements; etc.

A Further amendment allows the Manager: Expenditure & SCM to approve variations of up to 5% on orders between R0 and R30 000. Additional refinements were made to align our policy with the latest B-BBEE Regulations and terminology as well as updating the SCM policy to cater for National Treasury's Central Supplier Database and e-Portal procurement platforms.

1.3 Executive Summary

The application of sound financial management principles for the compilation of the Municipality's financial plan is essential and critical to ensure that the Municipality remains financially viable and that municipal services are provided sustainably, economically and equitably to all communities.

The Municipality's business and service delivery priorities were reviewed as part of this year's planning and budget process. Where appropriate, funds were transferred from low- to high-priority programmes so as to maintain sound financial stewardship. A critical review was also undertaken of expenditures on non-core and 'nice to have' items.

The Municipality has embarked on implementing a range of revenue collection strategies to optimize the collection of debt owed by consumers. Furthermore, the Municipality has undertaken various customer care initiatives to ensure the municipality truly involves all citizens in the process of ensuring a people lead government.

National Treasury's MFMA Circular No. 89 and 91 was used to guide the compilation of the 2018/19 MTREF.

The main challenges experienced during the compilation of the 2018/19 MTREF can be summarised as follows:

- The ongoing difficulties in the national and local economy;
- Aging water, roads and electricity infrastructure;
- The need to reprioritise projects and expenditure within the existing resource envelope given the cash flow realities and declining cash position of the municipality;
- The increased cost of bulk water and electricity (due to tariff increases from West Coast District Municipality and Eskom), which is placing upward pressure on service tariffs to residents. Continuous high tariff increases are not sustainable - as there will be point where services will no-longer be affordable;
- Salary increases for municipal staff that continue to exceed consumer inflation, as well as the need to fill critical vacancies;
- Availability of affordable borrowing for the funding of capital projects.

The following budget principles and guidelines directly informed the compilation of the 2018/19 MTREF:

- The 2017/18 Adjustments Budget priorities and targets, as well as the base line allocations contained in that Adjustments Budget were adopted as the upper limits for the new baselines for the 2018/19 annual budget;
- Intermediate service level standards were used to inform the measurable objectives, targets and backlog eradication goals;
- Tariff and property rate increases should be affordable and should generally not exceed inflation as measured by the CPI, except where there are price increases in the inputs of services that are beyond the control of the municipality, for instance the cost of bulk water and electricity. In addition, tariffs need to remain or move towards being cost reflective, and should take into account the need to address infrastructure backlogs;
- There will be no budget allocated to national and provincial funded projects unless the necessary grants to the municipality are reflected in the national and provincial budget and have been gazetted as required by the annual Division of Revenue Act;

The following table is a consolidated overview of the proposed 2018/19 Medium-term Revenue and Expenditure Framework:

Consolidated Overview of the 2018/19 MTREF

Description	Current Year 2017/18				2018/19 Medium Term Revenue &		
	Original Budget	Adjusted Budget	Full Year Forecast	Pre-audit outcome	Budget Year 2018/19	Budget Year +1 2019/20	Budget Year +2 2020/21
R thousand							
Revenue By Source							
Total Revenue (excluding capital transfers and contributions)	321,682	314,176	314,176	314,176	328,727	338,230	357,906
Expenditure By Type							
Total Expenditure	328,673	321,155	321,155	321,155	335,845	345,780	363,732
Surplus/(Deficit)	(6,991)	(6,979)	(6,979)	(6,979)	(7,119)	(7,550)	(5,826)
Transfers and subsidies - capital (monetary allocations) (National / Provincial and District)	14,023	15,008	15,008	15,008	21,435	18,053	18,759
Transfers and subsidies - capital (in-kind - all)	-	1,894	1,894	1,894	-	-	-
Surplus/(Deficit) for the year	7,032	9,922	9,922	9,922	14,316	10,503	12,933
Total Capital Expenditure - Functional	31,320	34,211	34,211	34,211	45,664	45,148	50,674

Total revenue increased by R14.551 million for the 2018/19 financial year when compared to the 2017/18 Adjustments Budget. This is due to more grants received and tariff increases. For the two outer years, operational revenue will increase by 2.89 and 5.82 percent respectively.

Total operating expenditure for the 2018/19 financial year has been appropriated at R335.845 million and translates into a net budgeted surplus of R14.316 million. When compared to the 2017/18 Adjustments Budget, operational expenditure has increased by R14.690 million in the 2018/19. The expenditure for the two outer years increases with R9.935 million and R17.952 million respectively.

The capital budget of R45.664 million for 2018/19 increase with 33.48 percent when compared to the 2017/18 Adjustment Budget. The capital programme decreases to R45.148 million in the 2019/20 financial year and then increases in 2020/21 to R50.674 million. Borrowing will contribute 15.22, 26.25 and 25.75 percent of capital expenditure in each of the MTREF years. The balance will be funded from internally generated funds and grants.

1.4 Operating Revenue Framework

For Bergrivier Municipality to continue improving the quality of services provided to its citizens it needs to generate the required revenue. In these tough economic times strong revenue management is fundamental to the financial sustainability of every municipality. The reality is that we are faced with development backlogs and poverty. The expenditure required to address these challenges will inevitably always exceed available funding; hence difficult choices have to be made in relation to tariff increases and balancing expenditures against realistically anticipated revenues.

National Treasury continues to encourage municipalities to keep increases in rates, tariffs and other charges as low as possible. Excessive increases are likely to be counterproductive, resulting in higher levels of non-payment. The current challenge facing the Municipality is managing the gap between cost drivers and tariffs levied, as any shortfall must be made up by either operational efficiency gains or service level reductions. Within this framework the Municipality has undertaken the tariff setting process relating to service charges as follows.

1.4.1 Property Rates

Property rates cover the cost of the provision of general services. Determining the effective property rate tariff is therefore an integral part of the municipality's budgeting process.

National Treasury's MFMA Circular No. 51 deals, inter alia with the implementation of the Municipal Property Rates Act, with the regulations issued by the Department of Co-operative Governance. These regulations came into effect on 1 July 2009 and prescribe the rate ratio for the non-residential categories, public service infrastructure and agricultural properties relative to residential properties to be a minimum of 0,20:1. The implementation of these regulations was done in the previous budget process and the Property Rates Policy of the Municipality has been amended accordingly.

The following stipulations in the Property Rates Policy are highlighted:

- The first R15 000 of the market value of a property used for residential purposes is excluded from the rate-able value (Section 17(h) of the MPRA).
- For pensioners, physically and mentally disabled persons, a maximum rebate of 60 percent will be granted to owners of rate-able property. In this regard the following stipulations are relevant:
 - The rate-able property concerned must be occupied only by the applicant and his/her spouse, if any, and by dependants without income;
 - The applicant must submit proof of his/her age and identity and, in the case of a physically or mentally handicapped person, proof of certification by a Medical Officer of Health, also proof of the annual income from a social pension;
 - The applicant's account must be paid in full, or if not, an arrangement to pay the debt should be in place; and
 - The property must be categorized as residential.
- The Municipality may award a 100 percent grant-in-aid on the assessment rates of rate-able properties of certain classes such as registered welfare organizations, institutions or organizations performing charitable work, sports grounds used for purposes of amateur sport. The owner of such a property must apply to the Chief Financial Officer in the prescribed format for such a grant.

The categories of rate-able properties for purposes of levying rates and the proposed rates for the 2018/19 financial year based on approximately 20 percent decrease (due to the implementation of a new valuation roll) from 1 July 2018 is contained below:

Comparison of proposed rates to levy for the 2018/19 financial year

Category	Current Tariff (1 July 2017)	Proposed tariff (from 1 July 2018)
	C	C
Residential properties	.01114	.00891
Group Housing	.01114	-
Sectional Schemes	.01114	-
Municipal Houses	.01114	-
State owned properties	.01114	-
Municipal Properties	.01114	.00891
Religious Properties	.01114	-
Institutional Properties	.01114	.00891
Agricultural	.00279	.00178
Business Properties	.01225	-
Commercial Properties	.01225	.00980
Industrial Properties	.01225	.00980
Public Service Infrastructure		.00891

In terms of the Property Rates categories from 01 July 2018, only the categories listed in the new General Valuation Roll are applicable.

1.4.2 Sale of Water and Impact of Tariff Increases

South Africa faces similar challenges with regard to water supply as it did with electricity, since demand growth outstrips supply. Consequently, National Treasury is encouraging all municipalities to carefully review the level and structure of their water tariffs to ensure:

- Water tariffs are fully cost-reflective – including the cost of maintenance and renewal of purification plants, water networks and the cost associated with reticulation expansion;
- Water tariffs are structured to protect basic levels of service and ensure the provision of free water to the poorest of the poor (indigent); and
- Water tariffs are designed to encourage efficient and sustainable consumption.

Better maintenance of infrastructure, new reservoir construction and cost-reflective tariffs will ensure that the supply challenges are managed in future to ensure sustainability.

A tariff increase of approximately 6 percent from 1 July 2018 for water is proposed. In addition 6 kℓ water per month will **ONLY** be granted free of charge to registered indigent residents.

CATEGORY	CURRENT TARIFFS 2017/18	PROPOSED TARIFFS 2018/19
	14% VAT Incl Rand per kℓ	15% VAT Incl Rand per kℓ
COMMERCIAL		
(i) 0 to 6 kℓ per 30-day period	7.09	7.58
(ii) 7 to 20 kℓ per 30-day period	14.30	15.28
(iii) 21 to 50 kℓ per 30-day period	14.30	15.28
(iv) 51 to 100 kℓ per 30-day period	16.46	17.60
(v) 101 to 200 kℓ per 30-day period	17.29	18.50
(vi) 201 to 1000 kl per 30-day period	18.19	19.46
(vii) 1001 to 1500 kl per 30-day period	15.46	16.53
(viii) 1501 to 2000 kl per 30-day period	13.12	14.03
(ix) More than 2000 kℓ per 30-day period:	11.12	11.89

The Residential tariff structure of the 2018/19 financial year has been changed due to the drought. The tariff structure is designed to charge higher levels of consumption at a higher rate, exponentially increasing to a rate of R38.36 per kilolitre for consumption in excess of 50kℓ per month. The new Residential Tariff structure is as follows:

CATEGORY	PROPOSED TARIFFS 2018/19 15% VAT Incl
	Rand per kℓ
RESIDENTIAL	
(i) 0 to 6 kℓ per 30-day period	7.58
(ii) 7 to 13 kℓ per 30-day period	16.04
(iii) 14 to 20 kℓ per 30-day period	19.03
(iv) 21 to 35 kℓ per 30-day period	23.75
(v) 36 to 50 kℓ per 30-day period	28.78
(vi) More than 50 kℓ per 30-day period:	38.36

1.4.3 Sale of Electricity and Impact of Tariff Increases

NERSA has announced the revised bulk electricity pricing structure. A 7.32 percent increase in the Eskom bulk electricity tariff to municipalities will be effective from 1 July 2018.

Considering the Eskom increases, the consumer tariff had to be increased by approximately 6.84 percent to offset the additional bulk purchase cost from 1 July 2018. Furthermore, it should be noted that given the magnitude of the tariff increase, it is expected to depress growth in electricity consumption, which will have a negative impact on the municipality's revenue from electricity.

50 kWh free electricity per month will **ONLY** be granted to registered indigents and households with 20 Ampere connections.

It should further be noted that NERSA has advised that a stepped tariff structure needs to be implemented from 1 July 2011. The effect thereof will be that the higher the consumption, the higher the cost per kWh. The aim is to subsidise the lower consumption users (mostly the poor). The council has entered into discussions with NERSA regarding the suitability of the NERSA proposed stepped tariffs compared to those already being implemented by the Municipality already. Until the discussions are concluded, the Municipality will maintain the current stepped structure of its electricity tariffs.

The approved budget for the Electricity Division can only be utilised for certain committed upgrade projects and to strengthen critical infrastructure (e.g. substations without back-up supply).

Owing to the high increases in Eskom's bulk tariffs, it is clearly not possible to fund these necessary upgrades through increases in the municipal electricity tariff – as the resultant tariff increases would be unaffordable to the consumers. It is therefore proposed that the taking up of loans as a strategy for funding of the infrastructure be considered and approved to spread the burden over the life span of the assets.

1.4.4 Sanitation and Impact of Tariff Increases

A tariff increase of approximately 6 percent for sanitation from 1 July 2018 is proposed. This is based on the input cost assumptions related to water. It should be noted that electricity costs contributes approximately 20 percent of waste water treatment input costs, therefore higher than CPI increase of 6 percent for sanitation tariffs. The following factors also contribute to the proposed tariff increase:

- Free sanitation will be applicable to registered indigents; and
- The total revenue expected to be generated from rendering this service amounts to R12.906 million for the 2018/19 financial year.

1.4.5 Waste Removal and Impact of Tariff Increases

A 6 percent increase in the waste removal tariff is proposed from 1 July 2018. Higher increases will not be viable in 2018/19 owing to the significant increases implemented in previous financial years as well as the overall impact of higher than inflation increases of other services

The following table compares current and proposed amounts payable from 1 July 2018:

Table 5 Comparison between current waste removal fees and increases

	CURRENT TARIFFS 2017/18 14%VAT Incl.	PROPOSED TARIFFS 2018/19 15%VAT Incl.
Solid Waste removal	R 206.00	R221.00

1.4.6 Overall impact of tariff increases on households

The following table shows the overall expected impact of the tariff increases on a large and small household, as well as an indigent household receiving free basic services.

Table SA14 – Household bills

WC013 Bergervier - Supporting Table SA14 Household bills

Description	Ref	2014/15	2015/16	2016/17	Current Year 2017/18			2018/19 Medium Term Revenue & Expenditure Framework			
		Audited Outcome	Audited Outcome	Audited Outcome	Original Budget	Adjusted Budget	Full Year Forecast	Budget Year 2018/19 % incr.	Budget Year 2018/19	Budget Year +1 2019/20	Budget Year +2 2020/21
Rand/cent											
Monthly Account for Household - 'Middle Income Range'											
Rates and services charges:											
Property rates		520.77	551.93	584.80	631.27	631.27	631.27	(19.4%)	508.61	539.13	571.48
Electricity: Basic levy		147.64	165.65	177.24	181.00	181.00	181.00	6.6%	193.00	204.58	216.85
Electricity: Consumption		1,020.76	1,137.88	1,221.43	1,465.00	1,465.00	1,465.00	6.8%	1,565.00	1,658.90	1,758.43
Water: Basic levy		36.54	39.00	41.00	44.00	44.00	44.00	6.0%	46.64	49.44	52.40
Water: Consumption		278.99	295.74	313.54	338.28	338.28	338.28	35.9%	459.56	487.13	516.36
Sanitation		110.52	117.15	124.60	134.00	134.00	134.00	6.0%	142.00	150.52	159.55
Refuse removal		149.32	158.27	167.37	181.00	181.00	181.00	6.1%	192.00	203.52	215.73
Other		-	-	-	-	-	-	-	-	-	-
sub-total		2,264.54	2,465.63	2,629.97	2,974.55	2,974.55	2,974.55	4.4%	3,106.81	3,293.22	3,490.81
VAT on Services		244.13	267.92	286.32	296.76	296.76	296.76	31.3%	389.73	413.11	437.90
Total large household bill:		2,508.67	2,733.55	2,916.30	3,271.31	3,271.31	3,271.31	6.9%	3,496.54	3,706.33	3,928.71
% increase/decrease			9.0%	6.7%	12.2%	-	-		6.9%	6.0%	6.0%
Monthly Account for Household - 'Affordable Range'											
Rates and services charges:											
Property rates		367.60	389.60	412.80	445.60	445.60	445.60	(19.2%)	360.11	381.72	404.62
Electricity: Basic levy		147.64	165.65	177.24	181.00	181.00	181.00	6.6%	193.00	204.58	216.85
Electricity: Consumption		465.44	513.65	549.17	601.00	601.00	601.00	7.0%	643.00	681.58	722.47
Water: Basic levy		36.54	39.00	41.00	44.00	44.00	44.00	6.0%	46.64	49.44	52.40
Water: Consumption		227.27	240.93	255.42	275.58	275.58	275.58	29.3%	356.31	377.69	400.35
Sanitation		110.52	117.15	124.60	134.00	134.00	134.00	6.0%	142.00	150.52	159.55
Refuse removal		149.32	158.27	167.37	181.00	181.00	181.00	6.1%	192.00	203.52	215.73
Other		-	-	-	-	-	-	-	-	-	-
sub-total		1,504.32	1,624.25	1,727.60	1,862.18	1,862.18	1,862.18	3.8%	1,933.06	2,049.05	2,171.99
VAT on Services		159.14	172.85	184.07	198.32	198.32	198.32	19.0%	235.94	250.10	265.10
Total small household bill:		1,663.47	1,797.10	1,911.67	2,060.50	2,060.50	2,060.50	5.3%	2,169.00	2,299.14	2,437.09
% increase/decrease			8.0%	6.4%	7.8%	-	-		5.3%	6.0%	6.0%
Monthly Account for Household - 'Indigent' Household receiving free basic services											
Rates and services charges:											
Property rates		214.43	227.27	240.80	259.93	259.93	259.93	(18.6%)	211.61	224.31	237.77
Electricity: Basic levy		-	-	-	-	-	-	-	-	-	-
Electricity: Consumption		273.90	299.99	321.00	330.00	330.00	330.00	7.3%	354.00	375.24	397.75
Water: Basic levy		-	-	-	-	-	-	-	-	-	-
Water: Consumption		144.76	153.48	162.72	175.56	175.56	175.56	21.6%	213.50	226.31	239.89
Sanitation		-	-	-	-	-	-	-	-	-	-
Refuse removal		-	-	-	-	-	-	-	-	-	-
Other		-	-	-	-	-	-	-	-	-	-
sub-total		633.09	680.74	724.52	765.49	765.49	765.49	1.8%	779.11	825.86	875.41
VAT on Services		58.61	63.49	67.72	70.78	70.78	70.78	20.3%	85.13	90.23	95.65
Total small household bill:		691.70	744.22	792.24	836.27	836.27	836.27	3.3%	864.24	916.09	971.06
% increase/decrease			7.6%	6.5%	5.6%	-	-		3.3%	6.0%	6.0%

References

1. Use as basis property value of R700 000, 1 000 kWh electricity and 30kl water
2. Use as basis property value of R500 000 and R700 000, 500 kWh electricity and 25kl water
3. Use as basis property value of R 300 000, 350kWh electricity and 20kl water (50 kWh electricity and 6 kl water free)
4. Note this is for a SINGLE household.

1.5 Operating Expenditure Framework

Bergervier Municipality's expenditure framework for the 2018/19 budget and MTREF is informed by the following:

- Balanced budget constraint (operating expenditure should not exceed operating revenue) unless there are existing uncommitted cash-backed reserves to fund any deficit;
- Funding of the budget over the medium-term as informed by Section 18 and 19 of the MFMA;
- The capital programme is aligned to the asset renewal strategy and backlog eradication plan;

- Operational gains and efficiencies will be directed to funding the capital budget and other core services; and

The following table is a high level summary of the 2018/19 budget and MTREF (classified per main type of operating expenditure):

Description	Current Year 2017/18				2018/19 Medium Term Revenue &		
	Original Budget	Adjusted Budget	Full Year Forecast	Pre-audit outcome	Budget Year 2018/19	Budget Year +1 2019/20	Budget Year +2 2020/21
R thousand							
Expenditure By Type							
Employee related costs	119,262	113,171	113,171	113,171	125,027	130,282	137,665
Remuneration of councillors	5,671	5,941	5,941	5,941	6,378	6,725	7,095
Debt impairment	12,445	13,763	13,763	13,763	14,142	14,907	15,727
Depreciation & asset impairment	19,902	20,849	20,849	20,849	21,891	23,071	24,329
Finance charges	12,299	13,131	13,131	13,131	14,014	14,770	15,583
Bulk purchases	83,556	76,937	76,937	76,937	79,480	83,772	88,380
Other materials	11,071	11,415	11,415	11,415	11,415	12,027	12,680
Contracted services	29,477	29,986	29,986	29,986	24,447	19,522	19,381
Transfers and grants	4,398	4,398	4,398	4,398	5,281	5,187	5,471
Other expenditure	30,593	31,565	31,565	31,565	33,771	35,518	37,422
Total Expenditure	328,673	321,155	321,155	321,155	335,845	345,781	363,733

The budgeted allocation for employee related costs for the 2018/19 financial year totals R125.027 million, which equals 37.23 percent of the total operating expenditure. The three year collective SALGBC agreement comes to an end on 30 June 2018 and the new agreement is still under negotiation at a National Bargaining level. Due to this, the salary increases have been factored into this budget at a percentage increase of 7 percent for the 2018/19 financial year which is considered to be conservative.

The cost associated with the remuneration of councillors is determined by the Minister of Co-operative Governance and Traditional Affairs in accordance with the Remuneration of Public Office Bearers Act, 1998 (Act 20 of 1998). The most recent proclamation in this regard has been taken into account in compiling the Council's budget.

Provision for depreciation and asset impairment has been informed by the Municipality's Asset Management Policy. Depreciation is widely considered a proxy for the measurement of the rate asset consumption. Budget appropriations in this regard total R21.891 million for the 2018/19 financial year and equates to 6.52 percent of the total operating expenditure. Note that the implementation of GRAP 17 accounting standard has meant bringing a range of assets previously not included in the assets register onto the register. This has resulted in a significant increase in depreciation relative to previous years.

Finance charges consist primarily of the repayment of interest on long-term borrowing (cost of capital). Finance charges make up 4.17 percent (R14.014 million) of operating expenditure.

Bulk purchases are directly informed by the purchase of electricity from Eskom and water from West Coast District Municipality. The annual price increases have been factored into the budget appropriations and directly inform the revenue provisions. The expenditures include distribution losses.

Other expenditure comprises of various line items relating to the daily operations of the municipality. This group of expenditure has also been identified as an area in which cost savings and efficiencies can be achieved. Further details relating to contracted services can be seen in Table SA1.

1.6 Capital expenditure

The following table provides a breakdown of budgeted capital expenditure by vote:

2018/19 Medium-term capital budget per vote

Vote Description	Current Year 2017/18				2018/19 Medium Term Revenue &		
	Original Budget	Adjusted Budget	Full Year Forecast	Pre-audit outcome	Budget Year 2018/19	Budget Year +1 2019/20	Budget Year +2 2020/21
R thousand							
Capital expenditure - Vote							
Multi-year expenditure to be appropriated							
Vote 1 - Municipal Manager	–	–	–	–	–	–	–
Vote 2 - Finance	–	–	–	–	–	–	–
Vote 3 - Corporate Services	1,000	1,000	1,000	1,000	1,000	2,000	–
Vote 4 - Technical Services	1,845	1,455	1,455	1,455	7,983	11,238	22,202
Vote 5 - Community Services	765	562	562	562	908	920	857
Capital multi-year expenditure sub-total	3,610	3,017	3,017	3,017	9,891	14,158	23,059
Single-year expenditure to be appropriated							
Vote 1 - Municipal Manager	102	102	102	102	93	26	20
Vote 2 - Finance	1,290	1,579	1,579	1,579	844	672	160
Vote 3 - Corporate Services	225	232	232	232	1,138	820	1,645
Vote 4 - Technical Services	22,632	24,422	24,422	24,422	26,397	26,186	21,000
Vote 5 - Community Services	3,461	4,860	4,860	4,860	7,301	3,285	4,790
Capital single-year expenditure sub-total	27,710	31,194	31,194	31,194	35,773	30,989	27,615
Total Capital Expenditure - Vote	31,320	34,211	34,211	34,211	45,664	45,148	50,674

The Capital Budget increase from R34.211 million in 2017/18 to R45.664 million in 2018/19.

Total new assets represent 24.37 percent or R11.129 million of the total capital budget, upgrading of assets represent 51.59 percent or R 23.556 million and asset renewal equates to 24.04 percent or R10.979 million. Further detail relating to asset classes and proposed capital expenditure is contained in Table A9 (Asset Management). In addition to the Table A9, Tables SA34a, b, c, d, e provides a detailed breakdown of the capital programme relating to new asset construction, capital asset renewal as well as operational repairs and maintenance by asset class.

The future operational costs and revenues associated with the capital programme have been included in Table SA35.

1.7 Annual Budget Tables

Table A1 - Budget Summary

WC013 Bergrivier - Table A1 Budget Summary

Description	2014/15	2015/16	2016/17	Current Year 2017/18				2018/19 Medium Term Revenue & Expenditure Framework		
	Audited Outcome	Audited Outcome	Audited Outcome	Original Budget	Adjusted Budget	Full Year Forecast	Pre-audit outcome	Budget Year 2018/19	Budget Year +1 2019/20	Budget Year +2 2020/21
R thousands										
Financial Performance										
Property rates	49,208	52,508	56,639	62,946	65,446	65,446	65,446	67,182	70,809	74,704
Service charges	126,755	140,152	149,526	167,921	158,558	158,558	158,558	168,198	177,281	187,034
Investment revenue	3,233	4,297	5,820	4,973	4,826	4,826	4,826	5,119	5,395	5,692
Transfers recognised - operational	41,174	42,691	42,607	61,021	60,658	60,658	60,658	61,748	56,835	61,030
Other own revenue	19,208	21,789	32,275	24,820	24,687	24,687	24,687	26,479	27,910	29,446
Total Revenue (excluding capital transfers and contributions)	239,579	261,437	286,866	321,682	314,176	314,176	314,176	328,727	338,230	357,906
Employee costs	86,531	95,281	102,242	119,262	113,171	113,171	113,171	125,027	130,282	137,665
Remuneration of councillors	4,849	5,282	5,359	5,671	5,941	5,941	5,941	6,378	6,725	7,095
Depreciation & asset impairment	15,825	17,514	19,372	19,902	20,849	20,849	20,849	21,891	23,071	24,329
Finance charges	11,615	11,582	12,662	12,299	13,131	13,131	13,131	14,014	14,770	15,583
Materials and bulk purchases	63,247	73,030	80,494	94,627	88,352	88,352	88,352	90,895	95,799	101,060
Transfers and grants	3,091	3,214	3,551	4,398	4,398	4,398	4,398	5,281	5,187	5,471
Other expenditure	43,582	48,200	53,308	72,515	75,314	75,314	75,314	72,361	69,947	72,530
Total Expenditure	228,740	254,103	276,988	328,673	321,155	321,155	321,155	335,845	345,781	363,733
Surplus/(Deficit)	10,839	7,334	9,878	(6,991)	(6,979)	(6,979)	(6,979)	(7,119)	(7,551)	(5,827)
Transfers and subsidies - capital (monetary alloc	24,529	19,660	12,308	14,023	15,008	15,008	15,008	21,435	18,053	18,759
Contributions recognised - capital & contributed a	-	-	-	-	1,894	1,894	1,894	-	-	-
Surplus/(Deficit) after capital transfers & contributions	35,368	26,994	22,186	7,032	9,922	9,922	9,922	14,316	10,502	12,932
Share of surplus/ (deficit) of associate	-	-	-	-	-	-	-	-	-	-
Surplus/(Deficit) for the year	35,368	26,994	22,186	7,032	9,922	9,922	9,922	14,316	10,502	12,932
Capital expenditure & funds sources										
Capital expenditure	35,189	31,863	28,795	31,320	34,211	34,211	34,211	45,664	45,148	50,674
Transfers recognised - capital	25,335	19,759	11,134	14,023	15,008	15,008	15,008	21,435	18,053	18,759
Public contributions & donations	-	72	160	-	1,894	1,894	1,894	10	-	-
Borrowing	5,252	5,233	6,593	6,080	6,080	6,080	6,080	6,950	11,850	13,050
Internally generated funds	4,602	6,799	10,907	11,217	11,229	11,229	11,229	17,269	15,245	18,865
Total sources of capital funds	35,189	31,863	28,795	31,320	34,211	34,211	34,211	45,664	45,148	50,674
Financial position										
Total current assets	117,894	138,940	163,627	144,505	165,337	165,337	165,337	167,150	172,835	178,016
Total non current assets	334,574	348,911	356,919	378,052	371,753	371,753	371,753	395,527	417,603	443,949
Total current liabilities	43,568	44,548	51,095	42,529	46,589	46,589	46,589	47,295	48,464	49,725
Total non current liabilities	139,993	147,682	151,645	169,519	162,772	162,772	162,772	173,335	189,426	206,760
Community wealth/Equity	268,906	295,621	317,807	310,509	327,729	327,729	327,729	342,046	352,548	365,480
Cash flows										
Net cash from (used) operating	52,749	46,430	40,888	33,176	32,250	32,250	32,250	42,303	39,999	44,038
Net cash from (used) investing	(34,220)	(31,576)	(27,351)	(31,540)	(32,317)	(32,317)	(32,317)	(45,664)	(45,148)	(50,674)
Net cash from (used) financing	(3,900)	2,461	2,884	1,737	1,546	1,546	1,546	2,957	8,498	9,353
Cash/cash equivalents at the year end	48,344	65,660	82,080	70,406	84,644	84,644	84,644	84,240	87,588	90,304
Cash backing/surplus reconciliation										
Cash and investments available	48,344	65,660	82,080	70,406	84,643	84,643	84,643	84,240	87,588	90,304
Application of cash and investments	(31,766)	(37,072)	(36,231)	(41,744)	(43,528)	(43,528)	(43,528)	(45,600)	(47,754)	(50,025)
Balance - surplus (shortfall)	80,110	102,732	118,311	112,150	128,172	128,172	128,172	129,840	135,342	140,330
Asset management										
Asset register summary (WDV)	333,590	346,968	355,855	374,162	369,217	369,217		392,991	415,068	441,413
Depreciation	15,825	17,514	19,372	19,902	20,849	20,849		21,891	23,071	24,329
Renewal of Existing Assets	16,798	11,093	8,599	4,788	7,200	7,200		10,979	7,962	12,780
Repairs and Maintenance	5,059	6,443	-	21,540	21,120	21,120		24,341	25,640	27,022
Free services										
Cost of Free Basic Services provided	7,065	7,660	8,672	10,432	9,000	9,000	9,950	9,950	10,488	11,064
Revenue cost of free services provided	3,018	3,353	3,471	2,393	2,859	2,859	2,558	2,558	2,697	2,845
Households below minimum service level										
Water:	-	-	-	-	-	-	-	-	-	-
Sanitation/sew erage:	-	-	-	-	-	-	-	-	-	-
Energy:	-	-	-	-	-	-	-	-	-	-
Refuse:	-	-	-	-	-	-	-	-	-	-

Table A2 - Budgeted Financial Performance (revenue and expenditure by standard classification)

WC013 Bergrivier - Table A2 Budgeted Financial Performance (revenue and expenditure by functional classification)

Functional Classification Description	Ref	2014/15	2015/16	2016/17	Current Year 2017/18			2018/19 Medium Term Revenue & Expenditure Framework		
		Audited Outcome	Audited Outcome	Audited Outcome	Original Budget	Adjusted Budget	Full Year Forecast	Budget Year 2018/19	Budget Year +1 2019/20	Budget Year +2 2020/21
Revenue - Functional										
Governance and administration		77,060	83,030	99,344	100,941	104,341	104,341	111,400	118,397	126,233
Executive and council		15,238	18,132	22,927	26,298	26,298	26,298	31,027	34,165	37,800
Finance and administration		61,822	64,899	76,417	74,643	78,043	78,043	80,373	84,232	88,433
Internal audit		-	-	-	-	-	-	-	-	-
Community and public safety		19,020	12,331	14,678	23,174	25,128	25,128	19,663	13,859	13,415
Community and social services		6,564	6,341	7,138	6,886	7,099	7,099	7,765	7,557	7,969
Sport and recreation		4,883	5,942	7,500	4,423	4,410	4,410	4,849	5,111	5,393
Public safety		-	-	-	5	1,760	1,760	6	6	6
Housing		7,573	48	40	11,860	11,860	11,860	7,042	1,185	47
Health		-	-	-	-	-	-	-	-	-
Economic and environmental services		11,787	14,099	16,851	19,105	17,650	17,650	37,552	32,638	32,076
Planning and development		1,223	1,942	1,605	3,621	3,684	3,684	22,205	18,054	16,689
Road transport		10,563	12,156	15,246	15,484	13,966	13,966	15,348	14,584	15,387
Environmental protection		-	-	-	-	-	-	-	-	-
Trading services		156,240	171,637	168,301	192,485	183,958	183,958	181,546	191,389	204,941
Energy sources		82,337	93,787	98,176	109,911	106,053	106,053	116,660	122,999	132,787
Water management		37,475	39,907	32,491	30,871	23,489	23,489	23,761	25,044	26,423
Waste water management		15,938	16,033	14,073	28,165	29,265	29,265	15,639	16,484	17,391
Waste management		20,491	21,909	23,560	23,539	25,152	25,152	25,486	26,862	28,340
Other	4	-	-	-	-	-	-	-	-	-
Total Revenue - Functional	2	264,107	281,097	299,174	335,705	331,077	331,077	350,161	356,283	376,665
Expenditure - Functional										
Governance and administration		44,382	51,286	33,922	62,003	79,599	79,599	85,797	90,083	95,257
Executive and council		11,653	10,889	12,899	14,573	16,364	16,364	18,900	19,925	21,015
Finance and administration		32,729	40,398	21,023	47,121	61,827	61,827	65,663	68,855	72,868
Internal audit		-	-	-	310	1,408	1,408	1,234	1,303	1,374
Community and public safety		20,979	22,141	23,972	40,843	37,837	37,837	37,609	33,383	33,985
Community and social services		6,516	6,734	6,894	9,120	8,287	8,287	8,992	9,472	9,984
Sport and recreation		10,772	13,017	14,749	15,959	14,863	14,863	18,870	19,882	20,960
Public safety		866	1,111	1,212	1,283	1,460	1,460	1,349	1,419	1,493
Housing		2,824	1,278	1,117	14,480	13,226	13,226	8,398	2,610	1,548
Health		-	-	-	-	-	-	-	-	-
Economic and environmental services		42,594	48,277	57,636	58,538	57,348	57,348	58,959	60,555	63,859
Planning and development		7,686	9,402	9,705	13,826	12,801	12,801	12,652	13,241	13,948
Road transport		34,908	38,875	47,931	44,711	44,546	44,546	46,307	47,314	49,911
Environmental protection		-	-	-	-	-	-	-	-	-
Trading services		120,785	132,398	161,457	167,289	146,372	146,372	153,480	161,759	170,631
Energy sources		79,988	86,373	105,238	110,103	92,524	92,524	95,778	100,950	106,498
Water management		16,304	18,042	22,717	21,728	18,616	18,616	20,731	21,848	23,046
Waste water management		7,018	7,690	10,072	12,110	12,496	12,496	13,140	13,844	14,593
Waste management		17,474	20,293	23,430	23,348	22,735	22,735	23,831	25,117	26,494
Other	4	-	-	-	-	-	-	-	-	-
Total Expenditure - Functional	3	228,740	254,103	276,988	328,673	321,155	321,155	335,845	345,780	363,732
Surplus/(Deficit) for the year		35,368	26,994	22,186	7,032	9,922	9,922	14,316	10,503	12,933

Table A3 - Budgeted Financial Performance (revenue and expenditure by municipal vote)

WC013 Bergrivier - Table A3 Budgeted Financial Performance (revenue and expenditure by municipal vote)

Vote Description	Ref	2014/15	2015/16	2016/17	Current Year 2017/18			2018/19 Medium Term Revenue & Expenditure Framework		
		Audited Outcome	Audited Outcome	Audited Outcome	Original Budget	Adjusted Budget	Full Year Forecast	Budget Year 2018/19	Budget Year +1 2019/20	Budget Year +2 2020/21
Revenue by Vote	1									
Vote 1 - Municipal Manager		15,530	18,788	23,370	26,917	26,880	26,880	31,447	34,585	38,220
Vote 2 - Finance		60,528	63,185	68,657	73,460	76,790	76,790	79,119	82,910	87,037
Vote 3 - Corporate Services		1,247	1,791	6,938	1,855	1,855	1,855	1,701	2,739	780
Vote 4 - Technical Services		158,467	174,208	171,913	196,651	188,294	188,294	204,538	207,757	221,986
Vote 5 - Community Services		28,336	23,125	28,296	36,822	37,258	37,258	33,356	28,292	28,642
Total Revenue by Vote	2	264,107	281,097	299,174	335,705	331,077	331,077	350,161	356,283	376,665
Expenditure by Vote to be appropriated	1									
Vote 1 - Municipal Manager		15,881	16,082	18,158	20,391	23,014	23,014	24,745	26,027	27,451
Vote 2 - Finance		8,927	15,677	(729)	15,685	27,662	27,662	28,858	30,068	31,968
Vote 3 - Corporate Services		18,321	19,543	16,418	26,058	28,106	28,106	30,079	31,698	33,427
Vote 4 - Technical Services		152,115	164,385	198,524	203,969	184,448	184,448	192,932	201,817	212,866
Vote 5 - Community Services		33,496	38,415	44,616	62,571	57,926	57,926	59,231	56,170	58,020
Total Expenditure by Vote	2	228,740	254,103	276,988	328,673	321,155	321,155	335,845	345,780	363,732
Surplus/(Deficit) for the year	2	35,368	26,994	22,186	7,032	9,922	9,922	14,316	10,503	12,933

Table A4 - Budgeted Financial Performance (revenue and expenditure)

WC013 Bergviriv - Table A4 Budgeted Financial Performance (revenue and expenditure)

Description	Ref	2014/15	2015/16	2016/17	Current Year 2017/18				2018/19 Medium Term Revenue & Expenditure Framework		
		Audited Outcome	Audited Outcome	Audited Outcome	Original Budget	Adjusted Budget	Full Year Forecast	Pre-audit outcome	Budget Year 2018/19	Budget Year +1 2019/20	Budget Year +2 2020/21
Revenue By Source											
Property rates	2	49,208	52,508	56,639	62,946	65,446	65,446	65,446	67,182	70,809	74,704
Service charges - electricity revenue	2	78,514	88,630	94,677	108,363	104,134	104,134	104,134	112,164	118,221	124,723
Service charges - water revenue	2	22,389	23,888	24,789	28,924	21,542	21,542	21,542	21,866	23,046	24,315
Service charges - sanitation revenue	2	9,639	10,238	11,080	11,997	12,597	12,597	12,597	12,906	13,604	14,353
Service charges - refuse revenue	2	16,214	17,396	18,980	19,137	20,285	20,285	20,285	21,263	22,410	23,643
Service charges - other		-	-	-	-	-	-	-	-	-	-
Rental of facilities and equipment		3,657	4,292	4,954	274	992	992	992	908	958	1,011
Interest earned - external investments		3,233	4,297	5,820	4,973	4,826	4,826	4,826	5,119	5,395	5,692
Interest earned - outstanding debtors		3,197	3,776	4,268	4,120	4,120	4,120	4,120	4,285	4,516	4,764
Dividends received		-	-	-	-	-	-	-	-	-	-
Fines, penalties and forfeits		6,105	7,447	9,780	10,021	8,354	8,354	8,354	9,691	10,214	10,776
Licences and permits		1,845	1,219	1,530	11	11	11	11	11	12	13
Agency services		2,014	2,200	2,340	3,820	3,972	3,972	3,972	4,210	4,438	4,682
Transfers and subsidies		41,174	42,691	42,607	61,021	60,658	60,658	60,658	61,748	56,835	61,030
Other revenue	2	2,475	2,787	9,402	6,574	7,238	7,238	7,238	7,373	7,772	8,200
Gains on disposal of PPE		(85)	69	-	-	-	-	-	-	-	-
Total Revenue (excluding capital transfers and contributions)		239,579	261,437	286,866	321,682	314,176	314,176	314,176	328,727	338,230	357,906
Expenditure By Type											
Employee related costs	2	86,531	95,281	102,242	119,262	113,171	113,171	113,171	125,027	130,282	137,665
Remuneration of councillors		4,849	5,282	5,359	5,671	5,941	5,941	5,941	6,378	6,725	7,095
Debt impairment	3	6,965	8,174	12,789	12,445	13,763	13,763	13,763	14,142	14,907	15,727
Depreciation & asset impairment	2	15,825	17,514	19,372	19,902	20,849	20,849	20,849	21,891	23,071	24,329
Finance charges		11,615	11,582	12,662	12,299	13,131	13,131	13,131	14,014	14,770	15,583
Bulk purchases	2	63,247	73,030	80,494	83,556	76,937	76,937	76,937	79,480	83,772	88,380
Other materials	8	-	-	-	11,071	11,415	11,415	11,415	11,415	12,027	12,680
Contracted services		-	-	-	29,477	29,986	29,986	29,986	24,447	19,522	19,381
Transfers and grants		3,091	3,214	3,551	4,398	4,398	4,398	4,398	5,281	5,187	5,471
Other expenditure	4, 5	36,617	40,026	40,455	30,593	31,565	31,565	31,565	33,771	35,518	37,422
Loss on disposal of PPE		-	-	63	-	-	-	-	-	-	-
Total Expenditure		228,740	254,103	276,988	328,673	321,155	321,155	321,155	335,845	345,781	363,733
Surplus/(Deficit)											
Transfers and subsidies - capital (monetary allocations) (National / Provincial and District)		10,839	7,334	9,878	(6,991)	(6,979)	(6,979)	(6,979)	(7,119)	(7,551)	(5,827)
Transfers and subsidies - capital (monetary allocations) (National / Provincial Departmental Agencies, Households, Non-profit Institutions, Private Enterprises, Public Corporations, Higher Education Institutions)		24,529	19,660	12,308	14,023	15,008	15,008	15,008	21,435	18,053	18,759
Transfers and subsidies - capital (in-kind - all)	6	-	-	-	-	1,894	1,894	1,894	-	-	-
Surplus/(Deficit) after capital transfers & contributions		35,368	26,994	22,186	7,032	9,922	9,922	9,922	14,316	10,502	12,932
Taxation		-	-	-	-	-	-	-	-	-	-
Surplus/(Deficit) after taxation		35,368	26,994	22,186	7,032	9,922	9,922	9,922	14,316	10,502	12,932
Attributable to minorities		-	-	-	-	-	-	-	-	-	-
Surplus/(Deficit) attributable to municipality		35,368	26,994	22,186	7,032	9,922	9,922	9,922	14,316	10,502	12,932
Share of surplus/ (deficit) of associate	7	-	-	-	-	-	-	-	-	-	-
Surplus/(Deficit) for the year		35,368	26,994	22,186	7,032	9,922	9,922	9,922	14,316	10,502	12,932

Table A5 - Budgeted Capital Expenditure by vote, standard classification and funding source

WC013 Bergviriv - Table A5 Budgeted Capital Expenditure by vote, functional classification and funding

Vote Description	Ref	2014/15	2015/16	2016/17	Current Year 2017/18				2018/19 Medium Term Revenue & Expenditure Framework		
		Audited Outcome	Audited Outcome	Audited Outcome	Original Budget	Adjusted Budget	Full Year Forecast	Pre-audit outcome	Budget Year 2018/19	Budget Year +1 2019/20	Budget Year +2 2020/21
R thousand	1										
Capital expenditure - Vote											
Multi-year expenditure to be appropriated	2										
Vote 1 - Municipal Manager		-	-	-	-	-	-	-	-	-	-
Vote 2 - Finance		-	550	844	-	-	-	-	-	-	-
Vote 3 - Corporate Services		-	-	-	1,000	1,000	1,000	1,000	1,000	2,000	-
Vote 4 - Technical Services		1,313	9,952	2,599	1,845	1,455	1,455	1,455	7,983	11,238	22,202
Vote 5 - Community Services		-	41	379	765	562	562	562	908	920	857
Capital multi-year expenditure sub-total	7	1,313	10,543	3,822	3,610	3,017	3,017	3,017	9,891	14,158	23,059
Single-year expenditure to be appropriated	2										
Vote 1 - Municipal Manager		92	48	154	102	102	102	102	93	26	20
Vote 2 - Finance		120	179	1,035	1,290	1,579	1,579	1,579	844	672	160
Vote 3 - Corporate Services		1,129	1,118	1,430	225	232	232	232	1,138	820	1,645
Vote 4 - Technical Services		23,097	15,665	15,920	22,632	24,422	24,422	24,422	26,397	26,186	21,000
Vote 5 - Community Services		9,439	4,310	6,433	3,461	4,860	4,860	4,860	7,301	3,285	4,790
Capital single-year expenditure sub-total		33,876	21,320	24,972	27,710	31,194	31,194	31,194	35,773	30,989	27,615
Total Capital Expenditure - Vote		35,189	31,863	28,795	31,320	34,211	34,211	34,211	45,664	45,148	50,674
Capital Expenditure - Functional											
Governance and administration		1,594	2,220	4,736	2,559	2,002	2,002	2,002	4,455	4,975	5,389
Executive and council		92	65	154	100	100	100	100	56	16	20
Finance and administration		122	721	1,879	2,459	1,902	1,902	1,902	4,399	4,959	5,369
Internal audit		1,380	1,434	2,703	-	-	-	-	-	-	-
Community and public safety		9,436	4,591	6,812	2,261	3,783	3,783	3,783	7,566	3,335	3,367
Community and social services		1,267	1,434	4,561	870	999	999	999	985	833	945
Sport and recreation		1,992	2,804	1,020	1,071	864	864	864	6,365	2,069	2,052
Public safety		496	353	1,231	320	1,920	1,920	1,920	208	425	370
Housing		5,681	-	-	-	-	-	-	8	8	-
Health		-	-	-	-	-	-	-	-	-	-
Economic and environmental services		3,600	4,215	3,211	7,157	6,652	6,652	6,652	7,906	9,898	10,730
Planning and development		3	279	38	1,222	1,102	1,102	1,102	1,045	2,018	-
Road transport		3,597	3,936	3,173	5,935	5,550	5,550	5,550	6,861	7,880	10,730
Environmental protection		-	-	-	-	-	-	-	-	-	-
Trading services		20,559	20,273	14,036	19,343	21,774	21,774	21,774	25,737	26,940	31,188
Energy sources		4,117	4,965	3,745	1,325	1,650	1,650	1,650	5,267	6,663	9,645
Water management		13,738	12,000	5,016	1,370	3,618	3,618	3,618	6,305	9,372	2,335
Waste water management		2,123	3,309	2,307	13,211	13,403	13,403	13,403	13,063	8,199	15,190
Waste management		581	2,967	2,967	3,437	3,102	3,102	3,102	1,102	2,706	4,018
Other			564								
Total Capital Expenditure - Functional	3	35,189	31,863	28,795	31,320	34,211	34,211	34,211	45,664	45,148	50,674
Funded by:											
National Government		17,974	19,154	10,296	13,023	13,429	13,429	13,429	19,163	14,801	18,059
Provincial Government		6,378	605	838	1,000	1,579	1,579	1,579	2,272	3,252	700
District Municipality		-	-	-	-	-	-	-	-	-	-
Other transfers and grants		984	-	-	-	-	-	-	-	-	-
Transfers recognised - capital	4	25,335	19,759	11,134	14,023	15,008	15,008	15,008	21,435	18,053	18,759
Public contributions & donations	5		72	160		1,894	1,894	1,894	10	-	-
Borrowing	6	5,252	5,233	6,593	6,080	6,080	6,080	6,080	6,950	11,850	13,050
Internally generated funds		4,602	6,799	10,907	11,217	11,229	11,229	11,229	17,269	15,245	18,865
Total Capital Funding	7	35,189	31,863	28,795	31,320	34,211	34,211	34,211	45,664	45,148	50,674

Table A6 - Budgeted Financial Position

WC013 Bergvriev - Table A6 Budgeted Financial Position

Description	Ref	2014/15	2015/16	2016/17	Current Year 2017/18				2018/19 Medium Term Revenue & Expenditure Framework		
		Audited Outcome	Audited Outcome	Audited Outcome	Original Budget	Adjusted Budget	Full Year Forecast	Pre-audit outcome	Budget Year 2018/19	Budget Year +1 2019/20	Budget Year +2 2020/21
ASSETS											
Current assets											
Cash		48,344	65,660	82,080	64,046	78,621	78,621	78,621	78,218	81,567	84,284
Call investment deposits	1	-	-	-	6,360	6,022	6,022	6,022	6,022	6,022	6,022
Consumer debtors	1	40,502	39,650	46,438	65,248	70,200	70,200	70,200	72,417	74,753	77,217
Other debtors		24,914	28,942	30,933	5,396	7,790	7,790	7,790	7,790	7,790	7,790
Current portion of long-term receivables		1,326	1,813	1,471	-	-	-	-	-	-	-
Inventory	2	2,807	2,875	2,704	3,455	2,704	2,704	2,704	2,704	2,704	2,704
Total current assets		117,894	138,940	163,627	144,505	165,337	165,337	165,337	167,150	172,836	178,018
Non current assets											
Long-term receivables		984	1,943	1,064	3,890	2,536	2,536	2,536	2,536	2,536	2,536
Investments		-	-	-	-	-	-	-	-	-	-
Investment property		12,861	12,861	12,841	12,911	13,111	13,111	13,111	13,110	13,158	13,206
Investment in Associate		-	-	-	-	-	-	-	-	-	-
Property, plant and equipment	3	319,554	331,610	339,324	356,348	351,292	351,292	351,292	374,851	396,288	422,469
Agricultural		-	-	-	-	-	-	-	-	-	-
Biological		-	-	-	-	-	-	-	-	-	-
Intangible		1,175	2,044	3,236	4,904	4,360	4,360	4,360	4,576	5,168	5,284
Other non-current assets		-	454	454	-	454	454	454	454	454	454
Total non current assets		334,574	348,911	356,919	378,052	371,753	371,753	371,753	395,527	417,603	443,949
TOTAL ASSETS		452,468	487,851	520,547	522,557	537,090	537,090	537,090	562,677	590,439	621,966
LIABILITIES											
Current liabilities											
Bank overdraft	1	-	-	-	-	-	-	-	-	-	-
Borrowing	4	2,954	3,651	4,536	3,544	4,127	4,127	4,127	4,350	5,010	5,738
Consumer deposits		2,873	3,149	3,281	3,392	3,198	3,198	3,198	3,332	3,472	3,617
Trade and other payables	4	29,400	28,665	33,463	27,426	30,666	30,666	30,666	30,666	30,666	30,666
Provisions		8,342	9,082	9,814	8,167	8,598	8,598	8,598	8,948	9,317	9,704
Total current liabilities		43,568	44,548	51,095	42,529	46,589	46,589	46,589	47,295	48,464	49,725
Non current liabilities											
Borrowing		46,733	48,401	50,268	53,149	52,224	52,224	52,224	54,825	62,522	71,002
Provisions		93,261	99,281	101,377	116,370	110,548	110,548	110,548	118,511	126,904	135,758
Total non current liabilities		139,993	147,682	151,645	169,519	162,772	162,772	162,772	173,335	189,426	206,760
TOTAL LIABILITIES		183,561	192,230	202,739	212,048	209,360	209,360	209,360	220,631	237,890	256,484
NET ASSETS	5	268,906	295,621	317,807	310,509	327,729	327,729	327,729	342,046	352,549	365,482
COMMUNITY WEALTH/EQUITY											
Accumulated Surplus/(Deficit)		256,182	279,886	299,852	287,600	301,920	301,920	301,920	308,827	306,278	309,778
Reserves	4	12,724	15,735	17,955	22,909	25,810	25,810	25,810	33,218	46,271	55,703
TOTAL COMMUNITY WEALTH/EQUITY	5	268,906	295,621	317,807	310,509	327,729	327,729	327,729	342,046	352,549	365,482

Table A7 - Budgeted Cash Flow Statement

WC013 Bergrevier - Table A7 Budgeted Cash Flows

Description	Ref	2014/15	2015/16	2016/17	Current Year 2017/18				2018/19 Medium Term Revenue & Expenditure Framework		
		Audited Outcome	Audited Outcome	Audited Outcome	Original Budget	Adjusted Budget	Full Year Forecast	Pre-audit outcome	Budget Year 2018/19	Budget Year +1 2019/20	Budget Year +2 2020/21
CASH FLOW FROM OPERATING ACTIVITIES											
Receipts											
Property rates		46,430	50,395	54,248	61,681	63,156	63,156	63,156	64,831	68,331	72,089
Service charges		121,646	139,641	145,254	164,544	153,009	153,009	153,009	162,311	171,076	180,488
Other revenue		8,784	9,760	12,363	11,061	12,976	12,976	12,976	14,224	14,992	15,818
Government - operating	1	40,967	42,409	42,556	61,021	60,538	60,538	60,538	61,748	56,835	61,030
Government - capital	1	19,075	19,660	11,566	14,023	14,683	14,683	14,683	21,435	18,053	18,759
Interest		6,430	4,297	5,820	9,011	8,802	8,802	8,802	9,254	9,753	10,289
Dividends		-	-	-	-	-	-	-	-	-	-
Payments											
Suppliers and employees		(179,588)	(210,719)	(221,357)	(278,408)	(270,232)	(270,232)	(270,232)	(279,657)	(286,938)	(301,667)
Finance charges		(6,253)	(5,798)	(6,012)	(5,357)	(6,282)	(6,282)	(6,282)	(6,596)	(6,952)	(7,335)
Transfers and Grants	1	(4,742)	(3,214)	(3,551)	(4,398)	(4,398)	(4,398)	(4,398)	(5,246)	(5,150)	(5,432)
NET CASH FROM/(USED) OPERATING ACTIVITIES		52,749	46,430	40,888	33,176	32,250	32,250	32,250	42,303	40,000	44,039
CASH FLOWS FROM INVESTING ACTIVITIES											
Receipts											
Proceeds on disposal of PPE		-	105	472	-	-	-	-	-	-	-
Decrease (Increase) in non-current debtors		-	-	-	(220)	-	-	-	-	-	-
Decrease (increase) other non-current receivables		-	-	-	-	-	-	-	-	-	-
Decrease (increase) in non-current investments		-	-	-	-	-	-	-	-	-	-
Payments											
Capital assets		(34,220)	(31,681)	(27,823)	(31,320)	(32,317)	(32,317)	(32,317)	(45,664)	(45,148)	(50,674)
NET CASH FROM/(USED) INVESTING ACTIVITIES		(34,220)	(31,576)	(27,351)	(31,540)	(32,317)	(32,317)	(32,317)	(45,664)	(45,148)	(50,674)
CASH FLOWS FROM FINANCING ACTIVITIES											
Receipts											
Short term loans		-	-	-	-	-	-	-	-	-	-
Borrowing long term/refinancing		-	6,130	6,750	6,080	6,080	6,080	6,080	6,950	11,850	13,050
Increase (decrease) in consumer deposits		194	276	132	192	-	-	-	134	140	145
Payments											
Repayment of borrowing		(4,094)	(3,945)	(3,998)	(4,535)	(4,534)	(4,534)	(4,534)	(4,127)	(3,492)	(3,843)
NET CASH FROM/(USED) FINANCING ACTIVITIES		(3,900)	2,461	2,884	1,737	1,546	1,546	1,546	2,957	8,498	9,353
NET INCREASE/ (DECREASE) IN CASH HELD		14,628	17,315	16,421	3,374	1,480	1,480	1,480	(403)	3,349	2,717
Cash/cash equivalents at the year begin:	2	33,716	48,344	65,660	67,032	83,164	83,164	83,164	84,643	84,240	87,589
Cash/cash equivalents at the year end:	2	48,344	65,660	82,080	70,406	84,644	84,644	84,644	84,240	87,589	90,306

Table A8 - Cash Backed Reserves/Accumulated Surplus Reconciliation

WC013 Bergrivier - Table A8 Cash backed reserves/accumulated surplus reconciliation

Description	Ref	2014/15	2015/16	2016/17	Current Year 2017/18				2018/19 Medium Term Revenue & Expenditure Framework		
		Audited Outcome	Audited Outcome	Audited Outcome	Original Budget	Adjusted Budget	Full Year Forecast	Pre-audit outcome	Budget Year 2018/19	Budget Year +1 2019/20	Budget Year +2 2020/21
Cash and investments available											
Cash/cash equivalents at the year end	1	48,344	65,660	82,080	70,406	84,644	84,644	84,644	84,240	87,589	90,306
Other current investments > 90 days		-	-	-	-	(0)	(0)	(0)	-	-	-
Non current assets - investments	1	-	-	-	-	-	-	-	-	-	-
Cash and investments available:		48,344	65,660	82,080	70,406	84,643	84,643	84,643	84,240	87,589	90,306
Application of cash and investments											
Unspent conditional transfers		1,487	1,124	445	-	-	-	-	-	-	-
Unspent borrowing		-	-	-	-	-	-	-	-	-	-
Statutory requirements	2	-	-	-	-	-	-	-	-	-	-
Other working capital requirements	3	(33,253)	(38,196)	(36,676)	(41,744)	(43,528)	(43,528)	(43,528)	(45,600)	(47,754)	(50,025)
Other provisions		-	-	-	-	-	-	-	-	-	-
Long term investments committed	4	-	-	-	-	-	-	-	-	-	-
Reserves to be backed by cash/investments	5	-	-	-	-	-	-	-	-	-	-
Total Application of cash and investments:		(31,766)	(37,072)	(36,231)	(41,744)	(43,528)	(43,528)	(43,528)	(45,600)	(47,754)	(50,025)
Surplus(shortfall)		80,110	102,732	118,311	112,150	128,172	128,172	128,172	129,840	135,343	140,332

Table A9 - Asset Management

WC013 Bergrivier - Table A9 Asset Management

Description	Ref	2014/15	2015/16	2016/17	Current Year 2017/18			2018/19 Medium Term Revenue & Expenditure Framework		
		Audited Outcome	Audited Outcome	Audited Outcome	Original Budget	Adjusted Budget	Full Year Forecast	Budget Year 2018/19	Budget Year +1 2019/20	Budget Year +2 2020/21
R thousand										
CAPITAL EXPENDITURE										
Total New Assets	1	18,391	20,769	20,196	7,984	9,032	9,032	11,129	23,085	18,207
Roads Infrastructure		914	1,476	1,027	100	100	100	500	550	30
Storm water Infrastructure		-	-	-	315	315	315	290	350	370
Electrical Infrastructure		2,292	2,434	1,480	-	325	325	440	30	40
Water Supply Infrastructure		1,424	8,262	4,704	120	-	-	400	7,767	1,000
Sanitation Infrastructure		1,717	3,329	1,835	50	47	47	110	150	650
Solid Waste Infrastructure		500	466	1,429	1,700	2,150	2,150	350	450	3,950
Infrastructure		6,846	15,967	10,475	2,285	2,938	2,938	2,090	9,297	6,040
Community Facilities		48	603	998	1,870	1,470	1,470	1,514	2,445	415
Sport and Recreation Facilities		49	86	149	110	58	58	250	600	707
Community Assets		97	689	1,147	1,980	1,528	1,528	1,764	3,045	1,122
Operational Buildings		6,696	457	2,357	850	-	-	2,125	3,125	3,350
Other Assets		6,696	457	2,357	850	-	-	2,125	3,125	3,350
Licences and Rights		731	754	1,194	1,250	1,539	1,539	652	652	600
Intangible Assets		731	754	1,194	1,250	1,539	1,539	652	652	600
Computer Equipment		-	-	-	25	164	164	750	50	610
Furniture and Office Equipment		1,205	802	1,149	869	315	315	93	474	599
Machinery and Equipment		754	1,645	1,417	220	165	165	346	1,022	646
Transport Assets		2,062	455	2,457	505	2,383	2,383	3,310	5,420	5,240
Total Renewal of Existing Assets	2	16,798	11,093	8,599	4,788	7,200	7,200	10,979	7,962	12,780
Roads Infrastructure		1,843	1,622	1,446	50	42	42	50	50	50
Electrical Infrastructure		1,092	2,310	2,014	60	60	60	2,949	3,993	6,475
Water Supply Infrastructure		12,087	3,312	-	865	3,507	3,507	5,705	1,220	1,000
Sanitation Infrastructure		-	-	6	635	731	731	810	780	1,330
Infrastructure		15,021	7,243	3,466	1,610	4,339	4,339	9,514	6,043	8,855
Community Facilities		65	382	100	285	-	-	92	15	255
Sport and Recreation Facilities		970	2,315	3,356	212	207	207	193	470	250
Community Assets		1,035	2,697	3,455	497	207	207	285	485	505
Non-revenue Generating		-	-	-	50	50	50	-	50	50
Investment properties		-	-	-	50	50	50	-	50	50
Operational Buildings		20	181	463	30	26	26	50	30	50
Other Assets		20	181	463	30	26	26	50	30	50
Licences and Rights		305	450	844	-	-	-	-	-	-
Intangible Assets		305	450	844	-	-	-	-	-	-
Computer Equipment		-	-	-	200	209	209	360	250	280
Furniture and Office Equipment		284	498	331	434	284	284	220	324	490
Machinery and Equipment		12	25	40	307	435	435	-	180	900
Transport Assets		120	-	-	1,660	1,650	1,650	550	600	1,650
Total Upgrading of Existing Assets	6	-	-	-	18,548	17,979	17,979	23,556	14,101	19,687
Roads Infrastructure		-	-	-	850	2,500	2,500	3,050	3,300	3,750
Storm water Infrastructure		-	-	-	35	35	35	35	35	35
Electrical Infrastructure		-	-	-	1,220	1,200	1,200	1,320	1,980	2,400
Water Supply Infrastructure		-	-	-	300	76	76	200	350	300
Sanitation Infrastructure		-	-	-	12,073	12,273	12,273	11,845	6,901	11,837
Solid Waste Infrastructure		-	-	-	400	400	400	700	400	-
Infrastructure		-	-	-	14,878	16,484	16,484	17,150	12,966	18,322
Community Facilities		-	-	-	1,510	1,170	1,170	960	415	15
Sport and Recreation Facilities		-	-	-	410	325	325	5,446	320	350
Community Assets		-	-	-	1,920	1,495	1,495	6,406	735	365
Licences and Rights		-	-	-	-	-	-	-	400	-
Intangible Assets		-	-	-	-	-	-	-	400	-
Furniture and Office Equipment		-	-	-	1,650	-	-	-	-	-
Machinery and Equipment		-	-	-	-	-	-	-	-	1,000
Transport Assets		-	-	-	100	-	-	-	-	-
Total Capital Expenditure	4	2,757	3,097	2,473	1,000	2,642	2,642	3,600	3,900	3,830
Roads Infrastructure		-	-	-	350	350	350	325	385	405
Storm water Infrastructure		3,383	4,744	3,495	1,280	1,585	1,585	4,709	6,003	8,915
Electrical Infrastructure		13,511	11,575	4,704	1,285	3,583	3,583	6,305	9,337	2,300
Water Supply Infrastructure		1,717	3,329	1,841	12,758	13,050	13,050	12,765	7,831	13,817
Sanitation Infrastructure		500	466	1,429	2,100	2,550	2,550	1,050	850	3,950
Infrastructure		21,867	23,211	13,941	18,773	23,761	23,761	28,754	28,306	33,217
Community Facilities		113	985	1,098	3,665	2,640	2,640	2,566	2,875	685
Sport and Recreation Facilities		1,019	2,401	3,504	732	590	590	5,889	1,390	1,307
Community Assets		1,132	3,386	4,602	4,397	3,230	3,230	8,455	4,265	1,992
Non-revenue Generating		-	-	-	50	50	50	-	50	50
Investment properties		-	-	-	50	50	50	-	50	50
Operational Buildings		6,716	638	2,820	880	26	26	2,175	3,155	3,400
Other Assets		6,716	638	2,820	880	26	26	2,175	3,155	3,400
Licences and Rights		1,037	1,204	2,038	1,250	1,539	1,539	652	1,052	600
Intangible Assets		1,037	1,204	2,038	1,250	1,539	1,539	652	1,052	600
Computer Equipment		-	-	-	225	372	372	1,110	300	890
Furniture and Office Equipment		1,489	1,299	1,479	2,953	599	599	313	798	1,089
Machinery and Equipment		766	1,670	1,457	527	600	600	346	1,202	2,546
Transport Assets		2,182	455	2,457	2,265	4,033	4,033	3,860	6,020	6,890
TOTAL CAPITAL EXPENDITURE - Asset class		35,189	31,863	28,795	31,320	34,211	34,211	45,664	45,148	50,674

ASSET REGISTER SUMMARY - PPE (WDV)	5									
Roads Infrastructure		53,119	53,995	48,879	45,421	79,389	79,389	81,127	83,064	84,823
Storm water Infrastructure					283	6,246	6,246	6,208	6,211	6,213
Electrical Infrastructure		27,686	30,404	35,979	35,883	35,842	35,842	38,810	42,978	49,957
Water Supply Infrastructure		42,569	53,073	56,690	46,938	57,549	57,549	60,406	66,110	64,577
Sanitation Infrastructure		57,327	57,477	57,345	70,388	67,154	67,154	76,718	81,175	91,433
Solid Waste Infrastructure		33,659	29,429	27,098	25,730	26,731	26,731	24,206	21,288	21,263
Rail Infrastructure					-	-	-	-	-	-
Coastal Infrastructure					-	-	-	-	-	-
Information and Communication Infrastructure					-	-	-	-	-	-
Infrastructure		214,360	224,378	225,992	224,643	272,911	272,911	287,476	300,826	318,266
Community Facilities		7,026	7,569	8,161	22,966	13,177	13,177	15,026	17,147	17,036
Sport and Recreation Facilities		15,526	17,166	20,048	19,771	21,880	21,880	26,755	27,076	27,256
Community Assets		22,551	24,735	28,208	42,737	35,057	35,057	41,781	44,223	44,292
Heritage Assets		454	454	454	454	454	454	454	454	454
Revenue Generating					-	(1)	(1)	(3)	(5)	(7)
Non-revenue Generating		12,869	12,861	12,841	12,911	13,113	13,113	13,113	13,163	13,213
Investment properties		12,869	12,861	12,841	12,911	13,111	13,111	13,110	13,158	13,206
Operational Buildings		65,709	64,924	66,049	64,856	23,663	23,663	24,874	27,013	29,341
Housing					-	-	-	-	-	-
Other Assets		65,709	64,924	66,049	64,856	23,663	23,663	24,874	27,013	29,341
Biological or Cultivated Assets										
Servitudes					-	-	-	-	-	-
Licences and Rights		1,175	2,044	3,236	4,904	4,360	4,360	4,576	5,168	5,284
Intangible Assets		1,175	2,044	3,236	4,904	4,360	4,360	4,576	5,168	5,284
Computer Equipment					225	1,327	1,327	1,909	1,653	1,960
Furniture and Office Equipment		4,796	6,329	6,653	8,330	4,176	4,176	3,224	2,692	2,382
Machinery and Equipment		5,667	6,076	6,199	6,672	7,433	7,433	6,144	5,624	6,354
Transport Assets		6,010	5,168	6,223	8,432	6,725	6,725	9,443	14,257	19,874
Land					-	-	-	-	-	-
Zoo's, Marine and Non-biological Animals					-	-	-	-	-	-
TOTAL ASSET REGISTER SUMMARY - PPE (WDV)	5	333,590	346,968	355,855	374,162	369,217	369,217	392,991	415,068	441,413
EXPENDITURE OTHER ITEMS										
Depreciation	7	15,825	17,514	19,372	19,902	20,849	20,849	21,891	23,071	24,329
Repairs and Maintenance by Asset Class	3	5,059	6,443	-	21,540	21,120	21,120	24,341	25,640	27,022
Roads Infrastructure		23	30	-	100	550	550	548	577	609
Storm water Infrastructure		154	197	-	657	640	640	531	558	586
Electrical Infrastructure		486	619	-	2,068	2,029	2,029	2,004	2,111	2,225
Water Supply Infrastructure		115	147	-	490	587	587	587	619	653
Sanitation Infrastructure		70	90	-	300	300	300	300	316	333
Solid Waste Infrastructure		-	-	-	-	-	-	30	32	34
Rail Infrastructure		-	-	-	-	-	-	-	-	-
Coastal Infrastructure		-	-	-	-	-	-	-	-	-
Information and Communication Infrastructure		-	-	-	-	-	-	-	-	-
Infrastructure		849	1,081	-	3,615	4,106	4,106	4,000	4,213	4,440
Community Facilities		1,464	1,865	-	6,234	6,104	6,104	9,679	10,198	10,754
Sport and Recreation Facilities		662	843	-	2,818	2,655	2,655	2,369	2,495	2,627
Community Assets		2,126	2,707	-	9,051	8,759	8,759	12,048	12,693	13,381
Heritage Assets										
Revenue Generating		-	-	-	-	-	-	-	-	-
Non-revenue Generating		-	-	-	-	-	-	-	-	-
Investment properties										
Operational Buildings		1,128	1,437	-	4,802	4,412	4,412	4,267	4,495	4,736
Housing		4	5	-	16	55	55	16	18	18
Other Assets		1,132	1,441	-	4,818	4,467	4,467	4,283	4,513	4,754
Biological or Cultivated Assets										
Servitudes		-	-	-	-	-	-	-	-	-
Licences and Rights		-	-	-	-	-	-	-	-	-
Intangible Assets										
Computer Equipment		151	193	-	645	353	353	624	656	691
Furniture and Office Equipment		21	26	-	87	41	41	38	39	40
Machinery and Equipment		211	269	-	899	780	780	826	868	913
Transport Assets		569	725	-	2,425	2,614	2,614	2,522	2,658	2,803
Land		-	-	-	-	-	-	-	-	-
Zoo's, Marine and Non-biological Animals		-	-	-	-	-	-	-	-	-
TOTAL EXPENDITURE OTHER ITEMS		20,884	23,957	19,372	41,442	41,968	41,968	46,232	48,711	51,351
Renewal and upgrading of Existing Assets as % of total capex		47.7%	34.8%	29.9%	74.5%	73.6%	73.6%	75.6%	48.9%	64.1%
Renewal and upgrading of Existing Assets as % of deprecn		106.1%	63.3%	44.4%	117.3%	120.8%	120.8%	157.8%	95.6%	133.5%
R&M as a % of PPE		1.6%	1.9%	0.0%	6.0%	6.0%	6.0%	6.5%	6.5%	6.4%
Renewal and upgrading and R&M as a % of PPE		7.0%	5.0%	2.0%	12.0%	13.0%	13.0%	15.0%	11.0%	13.0%

Table A10 - Basic Service Delivery Measurement

WC013 Bergrivier - Table A10 Basic service delivery measurement

Description	Ref	2014/15	2015/16	2016/17	Current Year 2017/18			2018/19 Medium Term Revenue & Expenditure Framework		
		Outcome	Outcome	Outcome	Original Budget	Adjusted Budget	Full Year Forecast	Budget Year 2018/19	Budget Year +1 2019/20	Budget Year +2 2020/21
Household service targets	1									
Water:										
Piped water inside dwelling		8,505	8,734	8,560	8,880	8,880	8,880	9,238	9,420	9,605
Piped water inside yard (but not in dwelling)		-	-	-	-	-	-	-	-	-
Using public tap (at least min.service level)	2	-	-	-	-	-	-	-	-	-
Other water supply (at least min.service level)	4	-	-	-	-	-	-	-	-	-
<i>Minimum Service Level and Above sub-total</i>		8,505	8,734	8,560	8,880	8,880	8,880	9,238	9,420	9,605
Using public tap (< min.service level)	3	-	-	-	-	-	-	-	-	-
Other water supply (< min.service level)	4	-	-	-	-	-	-	-	-	-
No water supply		-	-	-	-	-	-	-	-	-
<i>Below Minimum Service Level sub-total</i>		-	-	-	-	-	-	-	-	-
Total number of households	5	8,505	8,734	8,560	8,880	8,880	8,880	9,238	9,420	9,605
Sanitation/sewerage:										
Flush toilet (connected to sewerage)		6,754	6,981	6,957	7,124	7,202	7,202	7,346	7,493	7,643
Flush toilet (with septic tank)		2,110	2,110	2,000	2,000	2,000	2,000	2,000	2,000	2,000
Chemical toilet		-	-	-	-	-	-	-	-	-
Pit toilet (ventilated)		-	-	-	-	-	-	-	-	-
Other toilet provisions (> min.service level)		-	-	-	-	-	-	-	-	-
<i>Minimum Service Level and Above sub-total</i>		8,864	9,091	8,957	9,124	9,202	9,202	9,346	9,493	9,643
Bucket toilet		-	-	-	-	-	-	-	-	-
Other toilet provisions (< min.service level)		-	-	-	-	-	-	-	-	-
No toilet provisions		-	-	-	-	-	-	-	-	-
<i>Below Minimum Service Level sub-total</i>		-	-	-	-	-	-	-	-	-
Total number of households	5	8,864	9,091	8,957	9,124	9,202	9,202	9,346	9,493	9,643
Energy:										
Electricity (at least min.service level)		1,549	1,197	1,350	1,200	1,200	1,200	1,000	750	600
Electricity - prepaid (min.service level)		7,152	7,780	7,400	7,650	7,650	7,650	8,003	8,409	8,718
<i>Minimum Service Level and Above sub-total</i>		8,701	8,977	8,750	8,850	8,850	8,850	9,003	9,159	9,318
Electricity (< min.service level)		-	-	-	-	-	-	-	-	-
Electricity - prepaid (< min. service level)		-	-	-	-	-	-	-	-	-
Other energy sources		-	-	-	-	-	-	-	-	-
<i>Below Minimum Service Level sub-total</i>		-	-	-	-	-	-	-	-	-
Total number of households	5	8,701	8,977	8,750	8,850	8,850	8,850	9,003	9,159	9,318
Refuse:										
Removed at least once a week		8,941	9,210	9,200	9,379	9,337	9,337	9,505	9,695	9,889
<i>Minimum Service Level and Above sub-total</i>		8,941	9,210	9,200	9,379	9,337	9,337	9,505	9,695	9,889
Removed less frequently than once a week		-	-	-	-	-	-	-	-	-
Using communal refuse dump		-	-	-	-	-	-	-	-	-
Using own refuse dump		-	-	-	-	-	-	-	-	-
Other rubbish disposal		-	-	-	-	-	-	-	-	-
No rubbish disposal		-	-	-	-	-	-	-	-	-
<i>Below Minimum Service Level sub-total</i>		-	-	-	-	-	-	-	-	-
Total number of households	5	8,941	9,210	9,200	9,379	9,337	9,337	9,505	9,695	9,889
Households receiving Free Basic Service	7									
Water (6 kilolitres per household per month)		-	-	-	-	-	-	-	-	-
Sanitation (free minimum level service)		-	-	-	-	-	-	-	-	-
Electricity/other energy (50kwh per household per month)		-	-	-	-	-	-	-	-	-
Refuse (removed at least once a week)		-	-	-	-	-	-	-	-	-
Cost of Free Basic Services provided - Formal Settlements (R'000)	8									
Water (6 kilolitres per indigent household per month)		1,318	1,396	1,647	1,947	1,600	1,600	1,862	1,963	2,071
Sanitation (free sanitation service to indigent households)		2,068	2,233	2,482	2,870	2,600	2,600	2,726	2,873	3,031
Electricity/other energy (50kwh per indigent household per month)		561	710	828	1,282	900	900	1,215	1,281	1,351
Refuse (removed once a week for indigent households)		3,118	3,321	3,714	4,333	3,900	3,900	4,147	4,371	4,611
Cost of Free Basic Services provided - Informal Formal Settlements (R'000)										
Total cost of FBS provided		7,065	7,660	8,672	10,432	9,000	9,000	9,950	10,488	11,064
Highest level of free service provided per household										
Property rates (R value threshold)		20,000	20,000	20,000	20,000	20,000	20,000	15,000	15,000	15,000
Water (kilolitres per household per month)		6	6	6	6	6	6	6	6	6
Sanitation (kilolitres per household per month)		-	-	-	-	-	-	-	-	-
Sanitation (Rand per household per month)		-	-	-	134	134	134	142	151	160
Electricity (kwh per household per month)		-	-	-	50	50	50	50	50	50
Refuse (average litres per week)		-	-	-	-	-	-	-	-	-
Revenue cost of subsidised services provided (R'000)	9									
Property rates (tariff adjustment) (impermissible values per section 17 of MPRA)										
Property rates exemptions, reductions and rebates and impermissible values in excess of section 17 of MPRA		3,018	3,353	3,471	2,393	2,859	2,859	2,558	2,697	2,845
Water (in excess of 6 kilolitres per indigent household per month)		-	-	-	-	-	-	-	-	-
Sanitation (in excess of free sanitation service to indigent households)		-	-	-	-	-	-	-	-	-
Electricity/other energy (in excess of 50 kwh per indigent household per month)		-	-	-	-	-	-	-	-	-
Refuse (in excess of one removal a week for indigent households)		-	-	-	-	-	-	-	-	-
Municipal Housing - rental rebates		-	-	-	-	-	-	-	-	-
Housing - top structure subsidies		-	-	-	-	-	-	-	-	-
Other		-	-	-	-	-	-	-	-	-
Total revenue cost of subsidised services provided	6	3,018	3,353	3,471	2,393	2,859	2,859	2,558	2,697	2,845

Part 2 – Supporting Documentation

2.1 Overview of the annual budget process

Section 53 of the MFMA requires the Mayor of the municipality to provide general political guidance in the budget process and the setting of priorities that must guide the preparation of the budget. In addition Chapter 2 of the Municipal Budget and Reporting Regulations states that the Mayor of the municipality must establish a Budget Steering Committee to provide technical assistance to the Mayor in discharging the responsibilities set out in section 53 of the Act.

The Budget Steering Committee consists of the Municipal Manager and senior officials of the municipality meeting under the chairpersonship of the Deputy Mayor.

The primary aims of the Budget Steering Committee are to ensure:

- that the process followed to compile the budget complies with legislation and good budget practices;
- that there is proper alignment between the policy and service delivery priorities set out in the Councils IDP and the budget, taking into account the need to protect the financial sustainability of municipality;
- that the municipality's revenue and tariff setting strategies ensure that the cash resources needed to deliver services are available; and
- that the various spending priorities of the different municipal departments are properly evaluated and prioritised in the allocation of resources.

2.1.1 Budget Process Overview

In terms of section 21 of the MFMA the Mayor is required to table in Council ten months before the start of the new financial year (i.e. in August 2017) a time schedule that sets out the process to revise the IDP and prepare the budget.

The Mayor tabled in Council the required the IDP and budget time schedule on 29 August 2018.

SCHEDULE OF KEY DEADLINES SUMMARY



SUMMARY OF KEY ACTIVITIES OF THE TIME SCHEDULE OF KEY DEADLINES (PROCESS PLAN) FOR THE 2018/19 BUDGET AND IDP REVIEW

Task	Date	Legal Reference
Jul - August 2017		
Table in Council the IDP Process Plan (<i>Happens once every 5 years. The time schedule in terms of Section 21(1)(b) of the Municipal Finance Management Act (MFMA) is replaced annually.</i>)	18 Jul 2016	<p>MSA Section 28:</p> <p>(1) Each municipal council, within a prescribed period after the start of its elected term, must adopt a process set out in writing to guide the planning, drafting, adoption and review of its integrated development plan.</p> <p>(2) The municipality must through appropriate mechanisms, processes and procedures established in terms of Chapter 4, consult the local community before adopting the process.</p> <p>(3) A municipality must give notice to the local community of particulars of the process it intends to follow.</p>
Advertise the draft IDP Process Plan for public inputs/comments. Copies in library and on website	19 Jul 2016	<p>MSA Section 28</p> <p>(3) A municipality must give notice to the local community of particulars of the process it intends to follow</p>
Table in Council a budget and IDP time schedule of key deadlines (<i>Annually - at least 10 months before the start of the budget year</i>)	29 Aug 2017	<p>MFMA Section 21(1)(b): The mayor of a municipality must at least 10 months before the start of the budget year, table in the municipal council a time schedule outlining key deadlines for -</p> <p>(i) the preparation, tabling and approval of the annual budget;</p> <p>(ii) the annual review of-</p> <p>(aa) the integrated development plan in terms of section 34 of the Municipal Systems Act; and</p> <p>(bb) the budget-related policies;</p> <p>(iii) the tabling and adoption of any amendments to the integrated development plan and the budget-related policies; and</p> <p>(iv) any consultative processes forming part of the processes referred to in subparagraphs (i), (ii) and (iii).</p>
Submit annual financial statements and annual performance report to the Auditor-General for auditing (<i>within two months after the end of the financial year</i>)	Before 31 Aug	<p>MSA Section 126(1)(a): The accounting officer of a municipality must prepare the annual financial statements of the municipality and, within two months after the end of the financial year to which those statements relate, submit the statements to the Auditor-General for auditing</p>

Task	Date	Legal Reference
September – October 2017		
Submit process plan and time schedule to the West Coast District Municipality and the Provincial Government	24 Aug - 2 Sep	
Give notice of the approved process plan and time schedule through local media	7 & 8 Sep	
Internal Analysis – <ul style="list-style-type: none"> ▪ critical issues/challenges with respect to every service ▪ minimum service levels ▪ institutional ▪ financial ▪ performance 	Sep & Oct	
Compile a Financial Plan	Sep & Oct	MSA Section 26(h): <i>An integrated development plan must reflect a financial plan, which must include a budget projection for at least the next three years.</i>
External Analysis – <ul style="list-style-type: none"> • Spatial • Social • Economic • Environmental <p><i>This process should be combined with the compilation of ward plans and must involve the local community and other stakeholders</i></p>	Sep & Oct	MSA Section 29(1)(b): <i>The process followed by a municipality to draft its integrated development plan, including its consideration and adoption of the draft plan, must through appropriate mechanisms, processes and procedures established in terms of Chapter 4, allow for-</i> <ul style="list-style-type: none"> (i) <i>the local community to be consulted on its development needs and priorities;</i> (ii) <i>the local community to participate in the drafting of the integrated development plan; and</i> (iii) <i>organs of state, including traditional authorities, and other role players to be identified and consulted on the drafting of the integrated development plan.</i>
Commence with the multi-year capital and operating budget	Sep	
Ward committee meetings and town based public meetings on the IDP	Sept/Oct	
IDP Forum meetings	Sept/Oct	
Obtain inputs from directors and division heads on preliminary capital and operating budget (including review of salary, fleet and equipment budget and tariffs)	Sep / Oct	
Finalise the compilation of new ward plans	Oct	

Task	Date	Legal Reference
November 2017		
Strategic sessions of directorate: Alignment with strategic priorities in IDP	Nov & Dec	
Strategic session with Management and Mayoral committee	Nov/Dec	
Receive audit report on annual financial statements from the Auditor-General	Nov	MFMA Section 126(3): <i>The Auditor-General must-</i> <i>(a) audit those financial statements; and</i> <i>(b) submit an audit report on those statements to the accounting officer of the municipality or entity within three months of receipt of the statements.</i>
Ensure the Accounting Officer addresses any issues raised by the Auditor-General in the audit report - prepare action/audit plans to address and incorporate into the annual report.	During Nov	
December 2017		
Schools close	8 Dec	
Day of Reconciliation	16 Dec	
Christmas Day	25 Dec	
Day of Goodwill	26 Dec	
Finalise inputs from bulk resource providers (and NER) & agree on proposed price increase	During Dec	
Review whether all bulk resource providers have lodged a request with National Treasury & SALGA seeking comments on proposed price increases of bulk resources	During Dec	
Finalise first draft of departmental operational plans and SDBIP for review against strategic priorities	Dec / Jan	
Finalise first draft of Annual Report incorporating financial and non-financial information on performance, audit reports and annual financial statements	Dec	
Submit draft adjustments budget to Budget Steering Committee	Dec	
January 2018		
New Year's Day	1 Jan	
Schools open	17 Jan	
Adjustments Budget - <ul style="list-style-type: none"> • Submit to Mayoral Committee • Submit to Council • Submit approved adjustments budget to provincial treasury and National Treasury 	27 Feb 27 Feb 28 Feb	

Task	Date	Legal Reference
Ensure any written comments made to bulk resource providers by municipality on proposed increase of bulk resources are included in any submission made by bulk resource providers to the required organs of state	Jan	
Review whether comments from National Treasury and SALGA have been received on proposed price increases of bulk resources	Jan	
Finalise operating & capital budgets in prescribed formats incorporating National & provincial budget allocations, integrate & align to IDP & draft SDBIP, finalise budget policies including tariff policy	Jan / Feb	
Review the KPI's and annual performance targets	Jan/Feb	
February 2018		
Finalise the draft capital and operating budget and budget related policies	Feb/Mar	
Finalise ward plans	Feb	
Note any provincial and national allocations to municipalities for incorporation into budget	Feb	
Finalise corrective measures from audit report	Feb	
Receive notification of any transfers that will be made to the municipality from other municipalities in each of the next three fin years (<i>by no later than 120 days before the start of its budget year</i>)	Before 29 Feb	MFMA Section 37(2): <i>In order to enable municipalities to include allocations from other municipalities in their budgets and to plan effectively for spending of such allocations, the accounting officer of a municipality responsible for transfer of any allocation to another municipality must, by no later than 120 days before the start of its budget year, notify the receiving municipality of the projected amount of any allocation proposed to be transferred to that municipality during each of the next 3 fin years.</i>
March 2017		
Human Rights Day	21 Mar	
School holiday	28 Mar 10 Apr	
Receive bulk resource providers' price increases as tabled in Parliament or the provincial legislature	Mar	
Submit draft 90 days budget to Budget Steering Committee	Before 14 March	

Task	Date	Legal Reference
<p>Table draft IDP and budget in Council (<i>at least 90 days before the start of the budget year</i>)</p> <ul style="list-style-type: none"> • Submit to Mayoral Committee • Submit to Council 	<p>27 Mar 27 Mar</p>	<p>MFMA Section 16:</p> <p>(1) <i>The council of a municipality must for each financial year approve an annual budget for the municipality before start of that financial year.</i></p> <p>(2) <i>In order for a municipality to comply with subsection (1), the mayor of the municipality must table the annual budget at a council meeting at least 90 days before the start of the budget year.</i></p>
<p>Submit the budget and IDP to Provincial Treasury, National Treasury and other affected organs of state</p>	<p>29 Mar</p>	<p>MFMA Section 22: <i>Immediately after an annual budget is tabled in a municipal council, the accounting officer of the municipality must</i></p> <p>(a) <i>in accordance with Chapter 4 of the Municipal Systems Act -</i></p> <p>(i) <i>Make public the annual budget and the documents referred to in Section 17(3); and</i></p> <p>(ii) <i>invite the local community to submit representations in connection with the budget;</i></p> <p>(b) <i>submit the annual budget -</i></p> <p>(i) <i>in both printed and electronic formats to the National Treasury and the relevant provincial treasury; and</i></p> <p>(ii) <i>in either formats to any prescribed national or provincial organs of state and to other municipalities affected by the budget.</i></p>
<p>Submit the proposed revised IDP to the District Municipality</p>	<p>29 Mar</p>	<p>MSA Section 29(3)(b): <i>A local municipality must draft its integrated development plan, taking into account the integrated development processes of, and proposals submitted to it by the district municipality.</i></p> <p>MPPM Regulation 3(6): <i>A local municipality that considers an amendment to its integrated development plan must-</i></p> <p>(a) <i>consult the district municipality in whose area it falls on the proposed amendment; and</i></p> <p>(b) <i>take all comments submitted to it by the district municipality into account before it takes a final decision on the proposed amendment.</i></p>

Task	Date	Legal Reference
Make public the annual budget and invite the community to submit representations	29 Mar	MFMA Section 22: <i>Immediately after an annual budget is tabled in a municipal council, the accounting officer of the municipality must</i> (a) <i>in accordance with Chapter 4 of the Municipal Systems Act -</i> (i) <i>Make public the annual budget and the documents referred to in Section 17(3); and</i> (ii) <i>invite the local community to submit representations in connection with the budget;</i> (b) <i>submit the annual budget -</i> (i) <i>in both printed and electronic formats to the National Treasury and the relevant provincial treasury; and</i> (ii) <i>in either formats to any prescribed national or provincial organs of state and to other municipalities affected by the budget.</i>
Publish the proposed IDP for public comment	29 Mar	MPPM Regulation 3(4)(b): <i>No amendment to a municipality's integrated development plan may be adopted by the municipal council unless the proposed amendment has been published for public comment for a period of at least 21 days in a manner that allows the public an opportunity to make representations with regard to the proposed amendment.</i>
Good Friday	30 Mar	
April 2018		
Family Day	2 Apr	
Freedom Day	27 Apr	
Process of consultation and meetings with local community and stakeholders, Provincial and National Treasury and other organs of state. Consultation will include ward committee meetings, town based public meetings and IDP Forum meetings. <u>(Closing Date for Objections to Budget and IDP Review is 4 May 2018)</u>	12 - 18 Apr	MFMA Section 23(1): <i>When the annual budget has been tabled, the municipal council must consider any views of –</i> (a) <i>the local community; and</i> (b) <i>the National Treasury, the relevant provincial treasury and any provincial or national organs of state or municipalities which made submissions on the budget.</i>
May 2017		
Workers Day	1 May	
Confirm National budget for provincial and National allocations to municipalities for incorporation into budget	2 - 11 May	

Task	Date	Legal Reference
Review provincial & national legislation incl DoRA to establish potentially new reporting requirements incl annual, monthly & quarterly grant & performance reports for specific new allocations & programmes (10 working days after end of month deadlines)	2 - 15 May	
Council must give the mayor an opportunity to respond to the submissions and, if necessary, to revise the budget and table amendments for consideration by the council	2 - 15 May	MFMA Section 23(2): After considering all budget submissions, the council must give the mayor an opportunity- (a) to respond to the submissions; and (b) if necessary, to revise the budget and table amendments for consideration by the council.
Completion of Annual Budget amendments / refinements	Before 15 May	
Submit draft 30 days budget to Budget Steering Committee	Before 16 May	
Table final IDP and budget in Council (at least 30 days before the start of the budget year) <ul style="list-style-type: none"> Submit to Mayoral Committee Submit to Council 	29 May 29 May	MFMA Section 24(1): The Council must at least 30 days before the start of the budget year consider the approval of the annual budget. MPPM Regulation 3(3): An amendment to a municipality's integrated development plan is adopted by a decision taken by a municipal council in accordance with rules and orders of the council.
June 2018		
Youth Day	16 Jun	
Place IDP, annual budget, all budget-related documents and all budget-related policies on the website (within 5 days of the adoption of the plan)	Before 5 Jun	MFMA Section 75(1): The accounting officer of a municipality must place on the website the following documents of the municipality: (a) the annual and adjustments budgets and all budget-related documents; and (b) all budget-related policies MSA Section 21A(1)(b): All documents that must be made public by a municipality in terms of a requirement of this Act, the Municipal Finance Management Act or other applicable legislation, must be conveyed to the local community by displaying the documents on the municipality's official website, if the municipality has a website as envisaged by section 21B. MFMA Section 75(2): A document referred to above must be placed on the website not later than five days after its tabling in the council or on the date on which it must be made public, whichever occurs first.

Task	Date	Legal Reference
Submit a copy of the revised IDP to the MEC for local government as well as Provincial Treasury (within 10 days of the adoption of the plan)	Before 8 Jun	MSA Section 32(1)(a): The municipal manager of a municipality must submit a copy of the integrated development plan as adopted by the council of the municipality, and any subsequent amendment to the plan, to the MEC for local government in the province within 10 days of the adoption or amendment of the plan.
Give notice to the public of the adoption of the IDP (within 14 days of the adoption of the plan)	13 & 14 Jun	<p>MSA Section 25(4)(a): A municipality must, within 14 days of the adoption of its integrated development plan in terms of subsection (1) or (3) give notice to the public-</p> <ul style="list-style-type: none"> (i) of the adoption of the plan; and (ii) that copies of or extracts from the plan are available for public inspection at specified places; <p>MSA Section 21A(1)(a) and (c): All documents that must be made public by a municipality in terms of a requirement of this Act, the Municipal Finance Management Act or other applicable legislation, must be conveyed to the local community -</p> <ul style="list-style-type: none"> (a) by displaying the documents at the municipality's head and satellite offices and libraries; (c) by notifying the local community, in accordance with section 21, of the place, including the website address, where detailed particulars concerning the documents can be obtained.
Publicise a summary of the IDP (within 14 days of the adoption of the plan)	13 & 14 Jun	MSA Section 25(4)(b): A municipality must, within 14 days of the adoption of its integrated development plan in terms of subsection (1) or (3) publicise a summary of the plan.
Make public the approved annual budget and supporting documentation (including tariffs) (within 10 working days after approval of the budget)	13 & 14 Jun	<p>BUDGET & REPORTING REGULATIONS 2009, Reg 18:</p> <ul style="list-style-type: none"> (1) Within ten working days after the municipal council has approved the annual budget of a municipality, the municipal manager must in accordance with section 21A of Municipal Systems Act make public the approved annual budget and supporting documentation and resolutions referred to in section 24(2)(c) of the Act. (2) The municipal manager must also make public any other information that the municipal council considers appropriate to facilitate public awareness of the annual budget, including- <ul style="list-style-type: none"> (a) summaries of the annual budget and supporting documentation in alternate

Task	Date	Legal Reference
		<p>languages predominant in the community; and</p> <p>(b) information relevant to each ward in the municipality.</p> <p>(3) All information contemplated in subregulation (2) must cover:</p> <p>(a) the relevant financial and service delivery implications of the annual budget; and</p> <p>(b) at least the previous year's actual outcome, the current year's forecast outcome, the budget year and the following two years.</p>
Submit approved budget to the provincial treasury and National Treasury (<i>within 10 working days after approval of the budget</i>)	Before 14 Jun	<p>MFMA Section 24(3): The accounting officer of a municipality must submit the approved annual budget to the National Treasury and the relevant provincial treasury.</p> <p>BUDGET & REPORTING REGULATIONS 2009, Reg 20: The municipal manager must comply with section 24(3) of the Act within ten working days after the municipal council has approved the annual budget.</p>
Submit to the Executive Mayor the draft SDBIP and draft annual performance agreements for the next year (<i>within 14 days after approval of the budget</i>)	13 Jun	<p>MFMA Section 69(3):</p> <p>(a) The accounting officer must no later than 14 days after approval of an annual budget submit to the mayor a draft service delivery and budget implementation plan for the budget year.</p> <p>(b) The accounting officer must no later than 14 days after the approval of an annual budget submit to the mayor drafts of the annual performance agreements as required in terms of section 57(1)(b) of the Municipal Systems Act for the municipal manager and all senior managers.</p>
Executive Mayor takes all reasonable steps to ensure that the SDBIP is approved (<i>within 28 days after approval of the budget</i>)	13 Jun	<p>MFMA Section 53(1)(c)(ii): The mayor of a municipality must take all reasonable steps to ensure that the municipality's service delivery and budget implementation plan is approved by the mayor within 28 days after approval of the budget.</p>

Task	Date	Legal Reference
Place the performance agreements and all service delivery agreements on the website	Before 18 Jun	<p>MFMA Section 75(1): <i>The accounting officer of a municipality must place on the website the following documents of the municipality:</i></p> <p>(d) <i>performance agreements required in terms of section 57(1)(b) of the Municipal Systems Act;</i></p> <p>and</p> <p>(e) <i>all service delivery agreements</i></p> <p>BUDGET & REPORTING REGULATIONS 2009, Reg 19: <i>The accounting officer must place on the website all performance agreements required in terms of section 57(1)(b) of the Municipal Systems Act.</i></p>
Submit copies of the performance agreements to Council and the MEC for local government as well as the national minister responsible for local government (<i>within 14 days after concluding the employment contract and performance agreement</i>)	Before 27 Jun	<p>MFMA Section 53(3)(b): <i>Copies of such performance agreements must be submitted to the council and the MEC for local government in the province.</i></p> <p>PERF REGS 2006 Reg(5): <i>The employment contract and performance agreement must be submitted to the MEC responsible for local government in the relevant province as well as the national minister responsible for local government within fourteen (14) days after concluding the employment contract and performance agreement</i></p>
Submit the SDBIP to National and Provincial Treasury (<i>within 10 working days approval of the plan</i>)	Before 27 Jun	<p>BUDGET & REPORTING REGULATIONS 2009, Reg 20(2)(b): <i>The municipal manager must submit to the National Treasury and the relevant provincial treasury, in both printed and electronic form the approved service delivery and budget implementation plan within ten working days after the mayor has approved the plan.</i></p>
Make public the projections, targets and indicators as set out in the SDBIP (<i>within 10 working days after the approval of the SDBIP</i>)	Before 27 Jun	<p>MFMA Section 53(3)(a): <i>The mayor must ensure that the revenue and expenditure projections for each month and the service delivery targets and performance indicators for each quarter, as set out in the service delivery and budget implementation plan, are made public no later than 14 days after the approval of the service delivery and budget implementation plan.</i></p> <p>BUDGET & REPORTING REGULATIONS 2009, Reg 19: <i>The municipal manager must in accordance with section 21A of the Municipal Systems Act make public the approved service delivery and budget implementation plan within ten working days after the mayor has approved the plan in terms of section 53(1)(c)(ii) of the Act.</i></p>

Task	Date	Legal Reference
Make public the performance agreements of Municipal Manager and senior managers (<i>no later than 14 days after the approval of the SDBIP</i>)	Before 27 Jun	MFMA Section 53(3)(b): <i>The mayor must ensure that the performance agreements of municipal manager, senior managers and any other categories of officials as may be prescribed, are made public no later than 14 days after the approval of the municipality's service delivery and budget implementation plan.</i>

There were no deviations from the key dates set out in the Budget Time Schedule tabled in Council.

2.1.2 IDP and Service Delivery and Budget Implementation Plan

The first revision of the 4th Generation Integrated Development Plan (IDP) for the 2017/18 – 2021/22 financial years is to be submitted to Council for approval in May 2018.

The Municipality's IDP is its principle strategic planning instrument, which directly guides and informs its planning, budget, management and development actions. This framework is rolled out into strategic goals, strategic objective, key performance indicators and targets for implementation which directly inform the Service Delivery and Budget Implementation Plan. The Process Plan applicable to the first revision of the Fourth Generation IDP included the following key IDP processes and deliverables:

- Registration of community needs;
- Compilation of departmental strategic plans including key performance indicators and targets;
- Financial planning and budgeting process;
- Public participation process;
- Compilation of the SDBIP, and
- The review of the performance management and monitoring processes.

The IDP has been taken into a business and financial planning process leading up to the 2018/19 MTREF, based on the approved 2017/18 MTREF, Mid-year Review and adjustments budget. The business planning process has subsequently been refined in the light of current economic circumstances and the resulting revenue projections.

With the compilation of the 2018/19 MTREF, each department/function had to review the business planning process, including the setting of priorities and targets after reviewing the mid-year and third quarter performance against the 2017/18 Top Level Service Delivery and Budget Implementation Plan. Business planning links back to priority needs and master planning, and essentially informed the detail operating budget appropriations and three-year capital programme.

2.2 Overview of alignment of annual budget with IDP

The Constitution mandates local government with the responsibility to exercise local developmental and cooperative governance. The eradication of imbalances in South African society can only be realized through a credible integrated developmental planning process.

Municipalities in South Africa need to utilise integrated development planning as a method to plan future development in their areas and so find the best solutions to achieve sound long-term development goals. A municipal IDP provides a five year strategic programme of action aimed at setting short, medium and long term strategic and budget priorities to create a development platform, which correlates with the term of office of the political incumbents. The plan aligns the resources and the capacity of a municipality to its overall development aims and guides the municipal budget. An IDP is therefore a key instrument which municipalities use to provide vision, leadership and direction to all those that have a role to play in the development of a municipal area. The IDP enables municipalities to make the best use of scarce resources and speed up service delivery.

Integrated developmental planning in the South African context is amongst others, an approach to planning aimed at involving the municipality and the community to jointly find the best solutions towards sustainable development. Furthermore, integrated development planning provides a strategic environment for managing and guiding all planning, development and decision making in the municipality.

It is important that the IDP developed by municipalities correlate with National and Provincial intent. It must aim to co-ordinate the work of local and other spheres of government in a coherent plan to improve the quality of life for all the people living in that area. Applied to the Council, issues of national and provincial importance should be reflected in the IDP of the municipality. A clear understanding of such intent is therefore imperative to ensure that the Council strategically complies with the key national and provincial priorities.

The aim of the Fourth Generation IDP was to develop and coordinate a coherent plan to improve the quality of life for all the people living in the area, also reflecting issues of national and provincial importance. One of the key objectives is therefore to ensure that there exists alignment between national and provincial priorities, policies and strategies and the Council's response to these requirements.

The Constitution requires local government to relate its management, budgeting and planning functions to its objectives. This gives a clear indication of the intended purposes of municipal integrated development planning. Legislation stipulates clearly that a municipality must not only give effect to its IDP, but must also conduct its affairs in a manner which is consistent with its IDP. The following table highlights the IDP's five strategic objectives for the 2018/19 MTREF and further planning refinements that have directly informed the compilation of the budget:

IDP Goals and Strategic Objectives

STRATEGIC GOALS	STRATEGIC OBJECTIVES
Strategic Goal 1 Strengthen financial sustainability and further enhancing good governance	1.1 To budget strategically, grow and diversify our revenue and ensure value for money-services
	1.2 To create an efficient, effective, economic and accountable administration
	1.3 To provide a transparent and corruption free municipality
	1.4 To communicate effectively with the public
Strategic goal 2 Sustainable service delivery	2.1 To develop and provide bulk infrastructure
	2.2 To maintain existing bulk infrastructure and services
	2.3 To be responsive to the developmental needs of the communities
Strategic Goal 3 Facilitate an enabling environment for economic growth to alleviate poverty	3.1 To improve the regulatory environment for ease of doing business
	3.2 To facilitate an environment for the creation of jobs
	3.3 To improve the transport systems and enhance mobility of poor isolated communities in partnership with sector departments
	3.4 To alleviate poverty
Strategic Goal 4: Promote a safe, healthy, educated and integrated community	4.1 to promote healthy life styles through the provision of facilities and opportunities
	4.2 To promote a safe environment for all who live in Bergrivier
	4.3 to create innovative partnerships with sector departments for improved education outcomes and opportunities for youth development
Strategic Goal 5: A sustainable, inclusive and integrated living environment	5.1 to develop, manage and regulate the built environment
	5.2 to conserve and manage the natural environment and mitigate the impacts of climate change

In order to ensure integrated and focused service delivery between all spheres of government it was important for the Municipality to align its budget priorities with that of national and provincial government. All spheres of government place a high priority on infrastructure development, economic development and job creation, efficient service delivery, poverty alleviation and building sound institutional arrangements.

Local priorities were identified as part of the IDP process which is directly aligned to that of the national and provincial priorities.

The 2018/19 MTREF has therefore been directly informed by the IDP revision process and the following tables provide a reconciliation between the IDP strategic objectives and operating revenue, operating expenditure and capital expenditure.

Table SA4 - Reconciliation between the IDP strategic objectives and budgeted revenue

WC013 Bergvriër - Supporting Table SA4 Reconciliation of IDP strategic objectives and budget (revenue)

Strategic Objective	Goal	Goal Code	Ref	2014/15	2015/16	2016/17	Current Year 2017/18			2018/19 Medium Term Revenue & Expenditure Framework		
				Audited Outcome	Audited Outcome	Audited Outcome	Original Budget	Adjusted Budget	Full Year Forecast	Budget Year 2018/19	Budget Year +1 2019/20	Budget Year +2 2020/21
R thousand												
1.1: To budget strategically, grow and diversify our revenue and ensure value for money-services	SG1 Strengthen financial sustainability and further enhancing good governance	S101		61,257	65,197	69,390	73,460	76,790	76,790	79,119	82,910	87,037
1.2: To create an efficient, effective, economic and accountable administration	SG1 Strengthen financial sustainability and further enhancing good governance	S102		21,706	23,102	24,588	27,247	27,210	27,210	31,968	35,134	38,800
1.3 To provide a transparent and corruption free municipality	SG1 Strengthen financial sustainability and further enhancing good governance	S103		-	-	-	-	-	-	-	-	-
1.4 To communicate effectively with the public	SG1 Strengthen financial sustainability and further enhancing good governance	S104		-	-	-	-	-	-	-	-	-
2.1 To develop and provide bulk infrastructure	SG2 Sustainable service delivery	S201		-	-	-	-	-	-	-	-	-
2.2: To maintain existing bulk infrastructure and services	SG2 Sustainable service delivery	S202		129	137	146	162	162	162	-	-	-
2.3 To be responsive to the developmental needs of the communities	SG2 Sustainable service delivery	S203		158,524	168,721	179,572	208,950	198,721	198,721	210,061	207,340	220,344
3.1 To improve the regulatory environment for ease of doing business	SG3 Facilitate an enabling environment for economic growth to alleviate poverty	S301		-	-	-	-	-	-	-	-	-
3.2 To facilitate an environment for the creation of jobs	SG3 Facilitate an enabling environment for economic growth to alleviate poverty	S302		-	-	-	-	-	-	-	-	-
3.3 To improve the transport systems and enhance mobility of poor isolated communities in partnership	SG3 Facilitate an enabling environment for economic growth to alleviate poverty	S303		-	-	-	-	-	-	-	-	-
3.4 To alleviate poverty	SG3 Facilitate an enabling environment for economic growth to alleviate poverty	S304		-	-	-	-	-	-	-	-	-
4.1 To promote healthy life styles through the provision of sport and other facilities and opportunities	SG4 Promote a safe, healthy, educated and integrated community	S401		4,364	4,645	4,943	4,383	5,470	5,470	5,899	6,218	6,561
4.2 To promote a safe environment for all who live in Bergvriër	SG4 Promote a safe, healthy, educated and integrated community	S402		11,080	11,793	12,551	13,653	13,890	13,890	13,700	14,439	15,233
4.3 To create innovative partnerships with sector departments for improved education outcomes and opportunities for youth development	SG4 Promote a safe, healthy, educated and integrated community	S403		5,288	5,628	5,990	6,487	6,628	6,628	7,342	7,111	7,498
5.1 To develop, manage and regulate the built environment	SG5 Create a sustainable, inclusive and integrated living environment	S501		1,760	1,873	1,993	1,364	2,206	2,206	2,073	3,131	1,192
5.2 To conserve and manage the natural environment and mitigate the impacts of climate change	SG5 Create a sustainable, inclusive and integrated living environment	S502		-	-	-	-	-	-	-	-	-
Allocations to other priorities			2									
Total Revenue (excluding capital transfers and contributions)			1	264,107	281,097	299,174	335,705	331,077	331,077	350,161	356,283	376,665

Table SA5 - Reconciliation between the IDP strategic objectives and budgeted operating Expenditure

WC013 Bergvriër - Supporting Table SA5 Reconciliation of IDP strategic objectives and budget (operating expenditure)

Strategic Objective	Goal	Goal Code	Ref	2014/15	2015/16	2016/17	Current Year 2017/18			2018/19 Medium Term Revenue & Expenditure Framework			
				Audited Outcome	Audited Outcome	Audited Outcome	Original Budget	Adjusted Budget	Full Year Forecast	Budget Year 2018/19	Budget Year +1 2019/20	Budget Year +2 2020/21	
1.1 To budget strategically, grow and diversify our revenue and ensure value for	SG1 Strengthen financial sustainability and further enhancing good governance	S101		17,293	19,210	20,940	15,390	24,279	24,279	24,963	25,965	27,644	
1.2 To create an efficient, effective, economic and accountable administration	SG1 Strengthen financial sustainability and further enhancing good governance	S102		31,016	34,455	37,558	38,439	43,546	43,546	47,326	49,817	52,533	
1.3 To provide a transparent and corruption free municipality	SG1 Strengthen financial sustainability and further enhancing good governance	S103		2,225	2,472	2,694	(207)	3,124	3,124	3,420	3,607	3,804	
1.4 To communicate effectively with the public	SG1 Strengthen financial sustainability and further enhancing good governance	S104		295	328	358	436	415	415	482	508	536	
2.1 To develop and provide bulk infrastructure	SG2 Sustainable service delivery	S201		-	-	-	-	-	-	-	-	-	
2.2 To maintain existing bulk infrastructure and services	SG2 Sustainable service delivery	S202		675	749	817	947	947	947	1,405	1,481	1,563	
2.3 To be responsive to the developmental needs of the communities	SG2 Sustainable service delivery	S203		134,531	149,448	162,908	227,622	188,885	188,885	192,614	195,246	204,731	
3.1 To improve the regulatory environment for ease of doing business	SG3 Facilitate an enabling environment for economic growth to alleviate poverty	S301		-	-	-	-	-	-	-	-	-	
3.2 To facilitate an environment for the creation of jobs	SG3 Facilitate an enabling environment for economic growth to alleviate poverty	S302		1,347	1,497	1,632	1,892	1,892	1,892	2,000	2,108	2,224	
3.3 To improve the transport systems and enhance mobility of poor isolated	SG3 Facilitate an enabling environment for economic growth to alleviate poverty	S303		-	-	-	-	-	-	-	-	-	
3.4 To alleviate poverty	SG3 Facilitate an enabling environment for economic growth to alleviate poverty	S304		-	-	-	-	-	-	-	-	-	
4.1 To promote healthy life styles through the provision of sport and other facilities and	SG4 Promote a safe, healthy, educated and integrated community	S401		16,257	18,060	19,686	9,733	22,825	22,825	26,680	28,109	29,636	
4.2 To promote a safe environment for all who live in Bergvriër	SG4 Promote a safe, healthy, educated and integrated community	S402		14,695	16,325	17,795	22,309	20,633	20,633	21,184	22,324	23,546	
4.3 To create innovative partnerships with sector departments for improved	SG4 Promote a safe, healthy, educated and integrated community	S403		5,265	5,849	6,376	7,511	7,392	7,392	8,185	8,626	9,096	
5.1 To develop, manage and regulate the built environment	SG5 Create a sustainable, inclusive and integrated living environment	S501		5,140	5,710	6,224	4,322	7,217	7,217	7,587	7,989	8,419	
5.2 To conserve and manage the natural environment and mitigate the impacts of climate	SG5 Create a sustainable, inclusive and integrated living environment	S502		-	-	-	-	-	-	-	-	-	
1.4 To communicate effectively with the public	SG4 Promote a safe, healthy, educated and integrated community			-	-	-	161	-	-	-	-	-	
4.2 To promote a safe environment for all who live in Bergvriër	SG2 Sustainable service delivery			-	-	-	120	-	-	-	-	-	
Allocations to other priorities													
Total Expenditure				1	228,740	254,103	276,988	328,673	321,155	321,155	335,845	345,780	363,732

Table SA6 Reconciliation of IDP strategic objectives and budget (capital expenditure)

WC013 Bergrivier - Supporting Table SA6 Reconciliation of IDP strategic objectives and budget (capital expenditure)

Strategic Objective	Goal	Goal Code	Ref	2014/15	2015/16	2016/17	Current Year 2017/18			2018/19 Medium Term Revenue & Expenditure Framework		
				Audited Outcome	Audited Outcome	Audited Outcome	Original Budget	Adjusted Budget	Full Year Forecast	Budget Year 2018/19	Budget Year +1 2019/20	Budget Year +2 2020/21
1.1 To budget strategically, grow and diversify our revenue and ensure value for	SG1 Strengthen financial sustainability and further enhancing good governance	G101					1,290			844	672	160
1.2 To create an efficient, effective, economic and accountable administration	SG1 Strengthen financial sustainability and further enhancing good governance	G102				225			1,138	820	1,645	
2.3 To be responsive to the developmental needs of the communities	SG2 Sustainable service delivery	G203				26,910			33,480	36,026	39,708	
4.1 To promote healthy life styles through the provision of sport and other facilities and	SG4 Promote a safe, healthy, educated and integrated community	G401				620			6,298	2,252	2,247	
4.2 To promote a safe environment for all who live in Bergrivier	SG4 Promote a safe, healthy, educated and integrated community	G402				2,275			851	1,295	2,650	
4.3 To create innovative partnerships with sector departments for improved	SG4 Promote a safe, healthy, educated and integrated community	G403				-			620	600	700	
5.1: To develop, manage and regulate the built environment	SG5: Create a sustainable, inclusive and integrated living environment	G501							2,433	3,483	3,564	
Allocations to other priorities			3									
Total Capital Expenditure			1	-	-	-	31,320	-	-	45,664	45,148	50,674

2.3 Measurable performance objectives and indicators

Performance Management is a system intended to manage and monitor service delivery progress against the identified strategic objectives and priorities. In accordance with legislative requirements and good business practices as informed by the National Framework for Managing Programme Performance Information, the Council has developed and implemented a performance management system of which system is constantly refined as the integrated planning process unfolds. The Municipality targets, monitors, assess and reviews organisational performance which in turn is directly linked to individual employee's performance. The following table sets out the municipalities main performance objectives and benchmarks for the 2018/19 MTREF

Table SA7 - Measurable performance objectives

WC013 Bergrevier - Supporting Table SA7 Measurable performance objectives

Description	Unit of measurement	2014/15	2015/16	2016/17	Current Year 2017/18			2018/19 Medium Term Revenue & Expenditure Framework		
		Audited Outcome	Audited Outcome	Audited Outcome	Original Budget	Adjusted Budget	Full Year Forecast	Budget Year 2018/19	Budget Year +1 2019/20	Budget Year +2 2020/21
Vote 1 - Municipal Manager										
Function 1 - Municipal Managers Office										
Sub-function 1 -Municipal Managers										
Quarterly leadership development initiatives					4.00	4.00	4.00	4.00	4.00	4.00
Sub-function 2 - Strategic Services										
Client Services Survey					1.00	1.00	1.00	1.00	1.00	1.00
Sub-function 3 - Internal Audit										
Approved Risk Based Audit Plan					1.00	1.00	1.00	1.00	1.00	1.00
Vote 2 -Finance										
Function 1 -Director Finance										
Sub-function 1 - Revenue										
Improve debtor management and revenue					98.0%	98.0%	98.0%	98.0%	98.0%	98.0%
Sub-function 2 - Expenditure										
Implement a centralised SCM system by 30					100.0%	100.0%	100.0%	100.0%	100.0%	100.0%
Sub-function 3 - Budget and Treasury										
Submit Section 71 Report by 10th working					12.00	12.00	12.00	12.00	12.00	12.00
Vote 3 -Corporate Services										
Function 1 - Director Corporate										
Sub-function 1 - Administration										
Implement SITA Report recommendations					170.00	170.00	170.00	170.00	170.00	170.00
Sub-function 2 - Human Resources										
Submit quarterly report on human					4.00	4.00	4.00	4.00	4.00	4.00
Sub-function 3 -Planning and Development										
Compile Zoning Scheme By-law					-	-	-	-	-	-
Sub-function 3 -Community Services										
Collect 95% of budgeted income for speeding										
Vote 4 -Technical Services										
Function 2 - Director Technical Services										
Sub-function 1 -Water										
Restrict annual water losses to 10%					10.0%	10.0%	10.0%	10.0%	10.0%	10.0%
Sub-function 2 - Electricity										
Restrict annual electricity losses to 10%					10.0%	10.0%	10.0%	10.0%	10.0%	10.0%
Sub-function 3 - Roads										
Fully utilise conditional road maintenance					100.0%	100.0%	100.0%	100.0%	100.0%	100.0%
Sub-function 4 - Waste management										
Reduce the volume of household waste					15.0%	15.0%	15.0%	15.0%	15.0%	15.0%
Sub-function 5 - Project management										
Expenditure on MIG Funding					100.0%	100.0%	100.0%	100.0%	100.0%	100.0%
Function 2 - (name)										
Sub-function 1 - (name)										
Insert measure/s description										
Sub-function 2 - (name)										
Insert measure/s description										
Sub-function 3 - (name)										
Insert measure/s description										
And so on for the rest of the Votes										

Table SA8 - Performance indicators and benchmarks

WC013 Bergvriev - Supporting Table SA8 Performance indicators and benchmarks

Description of financial indicator	Basis of calculation	2014/15	2015/16	2016/17	Current Year 2017/18				2018/19 Medium Term Revenue & Expenditure Framework		
		Audited Outcome	Audited Outcome	Audited Outcome	Original Budget	Adjusted Budget	Full Year Forecast	Pre-audit outcome	Budget Year 2018/19	Budget Year +1 2019/20	Budget Year +2 2020/21
Borrowing Management											
Credit Rating											
Capital Charges to Operating Expenditure	Interest & Principal Paid /Operating Expenditure	6.9%	6.1%	6.0%	5.1%	5.5%	5.5%	5.5%	5.4%	5.3%	5.3%
Capital Charges to Own Revenue	Finance charges & Repayment of borrowing /Own Revenue	7.9%	7.1%	6.8%	6.5%	7.0%	7.0%	7.0%	6.8%	6.5%	6.5%
Borrowed funding of 'own' capital expenditure	Borrowing/Capital expenditure excl. transfers and grants and contributions	0.0%	50.9%	38.6%	35.2%	35.1%	35.1%	35.1%	28.7%	43.7%	40.9%
Safety of Capital											
Gearing	Long Term Borrowing/ Funds & Reserves	367.3%	307.6%	280.0%	232.0%	202.3%	202.3%	202.3%	165.0%	135.1%	127.5%
Liquidity											
Current Ratio	Current assets/current liabilities	2.7	3.1	3.2	3.4	3.5	3.5	3.5	3.5	3.6	3.6
Current Ratio adjusted for aged debtors	Current assets less debtors > 90 days/current liabilities	2.7	3.1	3.2	3.4	3.5	3.5	3.5	3.5	3.6	3.6
Liquidity Ratio	Monetary Assets/Current Liabilities	1.1	1.5	1.6	1.7	1.8	1.8	1.8	1.8	1.8	1.8
Revenue Management											
Annual Debtors Collection Rate (Payment Level %)	Last 12 Mths Receipts/Last 12 Mths Billing		95.5%	98.6%	96.8%	97.9%	96.5%	96.5%	96.5%	96.5%	96.5%
Current Debtors Collection Rate (Cash receipts % of Ratepayer & Other revenue)		95.5%	98.6%	96.8%	98.0%	96.5%	96.5%	96.5%	96.5%	96.5%	96.5%
Outstanding Debtors to Revenue	Total Outstanding Debtors to Annual Revenue	28.3%	27.7%	27.9%	23.2%	25.6%	25.6%	25.6%	25.2%	25.2%	24.5%
Longstanding Debtors Recovered	Debtors > 12 Mths Recovered/Total Debtors > 12 Months Old										
Creditors Management											
Creditors System Efficiency	% of Creditors Paid Within Terms (within MFMA' s 65(e))										
Creditors to Cash and Investments		55.6%	41.9%	40.2%	39.0%	36.2%	36.2%	36.2%	36.4%	35.0%	34.0%
Other Indicators											
Electricity Distribution Losses (2)	Total Volume Losses (kW)										
	Total Cost of Losses (Rand '000)										
	% Volume (units purchased and generated less units sold)/units purchased and generated										
Water Distribution Losses (2)	Total Volume Losses (kℓ)										
	Total Cost of Losses (Rand '000)										
	% Volume (units purchased and generated less units sold)/units purchased and generated										
Employee costs	Employee costs/(Total Revenue - capital revenue)	36.1%	36.4%	35.6%	37.1%	36.0%	36.0%	36.0%	38.0%	38.5%	38.5%
Remuneration	Total remuneration/(Total Revenue - capital revenue)	38.1%	38.8%	37.8%	38.8%	37.9%	37.9%	37.9%	40.0%	40.5%	40.4%
Repairs & Maintenance	R&M/(Total Revenue excluding capital revenue)	2.1%	2.5%	0.0%	6.7%	6.7%	6.7%	6.7%	7.4%	7.6%	7.6%
Finance charges & Depreciation	FC&D/(Total Revenue - capital revenue)	11.5%	11.1%	11.2%	10.0%	10.8%	10.8%	10.8%	10.9%	11.2%	11.2%
IDP regulation financial viability indicators											
i. Debt coverage	(Total Operating Revenue - Operating Grants)/Debt service payments due within financial year)	24.1	22.3	18.0	19.5	19.5	19.5	18.9	20.2	19.9	21.0
ii. O/S Service Debtors to Revenue	Total outstanding service debtors/annual revenue received for services	37.2%	35.7%	37.3%	30.6%	34.7%	34.7%	34.7%	33.9%	33.1%	32.4%
iii. Cost coverage	(Available cash + Investments)/monthly fixed operational expenditure	3.1	3.8	4.3	3.0	3.8	3.8	3.8	3.6	3.6	3.5

2.1.1 Free Basic Services: basic social services package for indigent households

The social package assists residents that have difficulty paying for services and are registered as indigent households in terms of the Indigent Policy of the Council. With the exception of electricity, only registered indigents qualify for the free basic services.

In terms of the Municipality's indigent policy registered households are entitled to 6kl free water, 50 kwh of electricity, sanitation and free waste removal once a week, as well as a discount on their property rates.

Further detail relating to the number of households receiving free basic services, the cost of free basic services, highest level of free basic services as well as the revenue cost associated with the free basic services is contained in Table A10 (Basic Service Delivery Measurement).

2.4 Overview of budget related-policies

The Council budgeting process is guided and governed by relevant legislation, frameworks, strategies and related policies. The following policies forms part of the budget document and has been reviewed as indicated.

- 2.4.1 Asset management policy
- 2.4.2 Cash Management and Investment policy
- 2.4.3 Credit control and Debt collection policy
- 2.4.4 Property Rates policy
- 2.4.5 Tariff policy
- 2.4.6 Virement policy
- 2.4.7 Property Rates Bylaw
- 2.4.8 Supply Chain Management policy
- 2.4.9 Borrowing Policy
- 2.4.10 Funding, Reserves and Long Term Financial Planning Policy
- 2.4.11 Budget Implementation and Monitoring Policy

POLICIES WITH CHANGES:

Three budget related polices were amended during the 2018/19 MTREF Budget process, namely the Property Rates Policy; the Tariff Policy and The Supply Chain Management Policy.

Property Rates Policy Amendments:

The National Department of Cooperative Governance & Traditional Affairs (COGTA) assessed our 2017/18 Property Rates Policy and raised two findings, firstly the policy was not dated or defining to which year it applies and secondly, there were no clear guidelines on how the municipality levies rates on Multi-purpose properties. The municipality addressed these findings by including the relevant financial year on the cover page and updating paragraph 9 to state that the municipality applies dominant use in determining the category of rates to be applied.

Further amendments were to paragraph 13.2 (k) where the paragraph on the additional 5% Drought relief was moved to paragraph 13.2 (l) thereby allowing all bona fide farmers to apply for a Drought relief rebate of up to 10% but limited to the amount budgeted by the municipality annually. Further refinements to the process were also clarified in the amendments.

Tariff Policy

The tariff policy was amended to split the Residential use from Commercial use of water and to create a new block structure that increases exponentially to create higher tariffs for high-end water users.

Supply Chain Management (SCM) Policy

The SCM Policy was amended to redefine the procurement processes for acquisition of goods where it is not possible to obtain 3 quotes or follow a normal procurement process. These purchases were previously done through deviations and include – Payment of IT related licenses; strip-and-quote vehicle / plant repairs; events; conferences; newspaper advertisements; etc.

A Further amendment allows the Manager: Expenditure & SCM to approve variations of up to 5% on orders between R0 and R30 000. Additional refinements were made to align our policy with the latest B-BBEE Regulations and terminology as well as updating the SCM policy to cater for National Treasury's Central Supplier Database and e-Portal procurement platforms.

2.5 Overview of budget assumptions

Key Financial Indicators

Budget assumptions and parameters are determined in advance of the budget process to allow budgets to be constructed to support the achievement of the longer-term financial and strategic targets. The assumptions and principles applied in the development of this budget are mainly based upon guidelines from National Treasury (expenditure growth) and other external bodies such as the National Electricity Regulator of South Africa (NERSA) and West Coast District Municipality. The municipal fiscal environment is influenced by a variety of macro-economic control measures. National Treasury determines the ceiling of year-on-year increases in the total operating budget, whilst the National Electricity Regulator (NER) regulates electricity tariff increases. Various government departments also affect municipal service delivery through the level of grants and subsidies.

There are five key factors that have been taken into consideration in the compilation of the 2018/19 MTREF:

- National Government macro-economic targets;
- The general inflationary outlook and the impact on Bergrivier Municipality's residents and businesses;
- The impact of municipal cost drivers;
- The increase in prices for bulk electricity and water; and
- The increase in the cost of remuneration. Employee related costs comprise 37.49 percent of total operating expenditure in the 2018/19 MTREF and therefore this increase above inflation places a disproportionate upward pressure on the expenditure budget.

An average tariff increase of 6 percent increase in tariffs (except for electricity and property rates) has been approved. This increase was required to ensure that the tariffs charged is more cost reflective. This increase is above the 5.3 percent inflation rate, but within the general inflation band forecasts of National Treasury that ranges between 3 and 6 percent. The main cost driver for the tariff increase is the higher increase in employee related cost that is linked to the individual salary increases and notch increases as well as the expansion of the Municipal Structure from three (3) directorates to four (4) directorates.

The following key assumptions underpinned the preparation of the medium-term budget:

Description	2018/19
	%
Inflation rates - CPI	5.3%
Growth	2%
Provision for Doubtful Debt	3.5%
Remuneration increase	7.0%
Electricity distribution loss	10%
Water distribution loss	8%

2.5.1 Credit rating outlook

Credit Rating	Rating
Rating	Ba3
Outlook	Stable

2.5.2 Collection rate for revenue services

The base assumption is that tariffs will increase at a rate slightly higher than CPI over the long term. It is also assumed that current economic conditions, and relatively controlled inflationary conditions, will continue for the forecasted term.

The rate of revenue collection is currently expressed as a percentage (96.5 percent) of annual billings. Cash flow is assumed to be 96.5 percent of billings, plus an increased collection of arrear debt from the revised collection and credit control policy. The performance of arrear collections will however only be considered a source of additional cash in-flow once the performance has been carefully monitored.

2.5.3 Salary increases

The collective agreement regarding salaries/wages came into operation on 1 July 2015 and shall remain in force until 30 June 2018. The new agreement is still being negotiated at a National Bargaining level and a forecasted increase of 7% has been made in the budget for year 1.

2.5.4 Ability of the municipality to spend and deliver on the programmes

It is estimated that a spending rate of at least 97 percent is achieved on operating expenditure and 95 percent on the capital programme for the 2018/19 MTREF of which performance has been factored into the cash flow budget.

2.5.5 Cost containment measures

The Circular was brought to the attention of the council and will be implemented in all purchase transactions. The municipality plans to develop a Cost Containment Policy once the Regulations have been finally promulgated.

2.6 Overview of budget funding

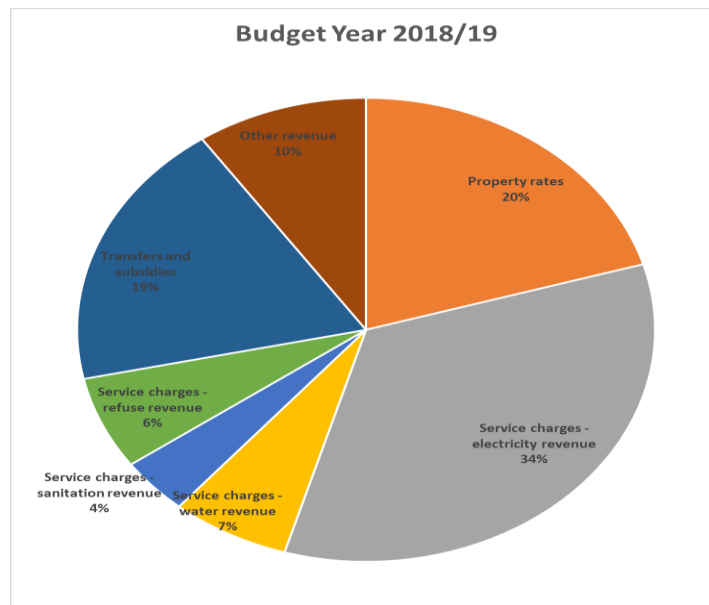
2.6.1 Medium-term outlook: operating revenue

The following table is a breakdown of the operating revenue over the medium term:

Breakdown of the operating revenue over the medium-term

Description	2018/19 Medium Term Revenue & Expenditure Framework					
	Budget Year 2018/19		Budget Year +1 2019/20		Budget Year +2 2020/21	
R thousand						
Revenue By Source						
Property rates	67,182	20%	70,809	21%	74,704	21%
Service charges - electricity revenue	112,164	34%	118,221	35%	124,723	35%
Service charges - water revenue	21,866	7%	23,046	7%	24,315	7%
Service charges - sanitation revenue	12,906	4%	13,604	4%	14,353	4%
Service charges - refuse revenue	21,263	6%	22,410	7%	23,643	7%
Rental of facilities and equipment	908	0%	958	0%	1,011	0%
Interest earned - external investments	5,119	2%	5,395	2%	5,692	2%
Interest earned - outstanding debtors	4,285	1%	4,516	1%	4,764	1%
Fines, penalties and forfeits	9,691	3%	10,214	3%	10,776	3%
Licences and permits	11	0%	12	0%	13	0%
Agency services	4,210	1%	4,438	1%	4,682	1%
Transfers and subsidies	61,748	19%	56,835	17%	61,030	17%
Other revenue	7,373	2%	7,772	2%	8,200	2%
Total Revenue (excluding capital transfers and contributions)	328,727	100%	338,230	100%	357,906	100%

The following graph is a breakdown of the operational revenue per main category for the 2018/19 financial year.



The tables below provide detail investment information and investment particulars by maturity.

Table SA15 – Detail Investment Information

WC013 Bergrivier - Supporting Table SA15 Investment particulars by type

Investment type	Ref	2014/15	2015/16	2016/17	Current Year 2017/18			2018/19 Medium Term Revenue & Expenditure Framework		
		Audited Outcome	Audited Outcome	Audited Outcome	Original Budget	Adjusted Budget	Full Year Forecast	Budget Year 2018/19	Budget Year +1 2019/20	Budget Year +2 2020/21
R thousand										
Parent municipality										
Securities - National Government		-	-	-	-	-	-	-	-	-
Listed Corporate Bonds		-	-	-	-	-	-	-	-	-
Deposits - Bank		-	-	-	6,360	6,022	6,022	6,022	6,022	6,022
Deposits - Public Investment Commissioners		-	-	-	-	-	-	-	-	-
Deposits - Corporation for Public Deposits		-	-	-	-	-	-	-	-	-
Bankers Acceptance Certificates		-	-	-	-	-	-	-	-	-
Negotiable Certificates of Deposit - Banks		-	-	-	-	-	-	-	-	-
Guaranteed Endowment Policies (sinking)		-	-	-	-	-	-	-	-	-
Repurchase Agreements - Banks		-	-	-	-	-	-	-	-	-
Municipal Bonds		-	-	-	-	-	-	-	-	-
Municipality sub-total	1	-	-	-	6,360	6,022	6,022	6,022	6,022	6,022
Consolidated total:		-	-	-	6,360	6,022	6,022	6,022	6,022	6,022

Table SA16 – Investment particulars by maturity

WC013 Bergrivier - Supporting Table SA16 Investment particulars by maturity

Investments by Maturity	Ref	Period of Investment	Type of Investment	Opening balance	Interest to be realised	Partial / Premature Withdrawal (4)	Investment Top Up	Closing Balance
Name of institution & investment ID	1	Yrs/Months						
Parent municipality								
ABSA			Call	6,000	22			6,022
								-
								-
								-
								-
Municipality sub-total				6,000		-	-	6,022
Entities								
								-
								-
								-
								-
Entities sub-total				-		-	-	-
TOTAL INVESTMENTS AND INTEREST	1			6,000		-	-	6,022

2.6.2 Medium-term outlook: capital revenue

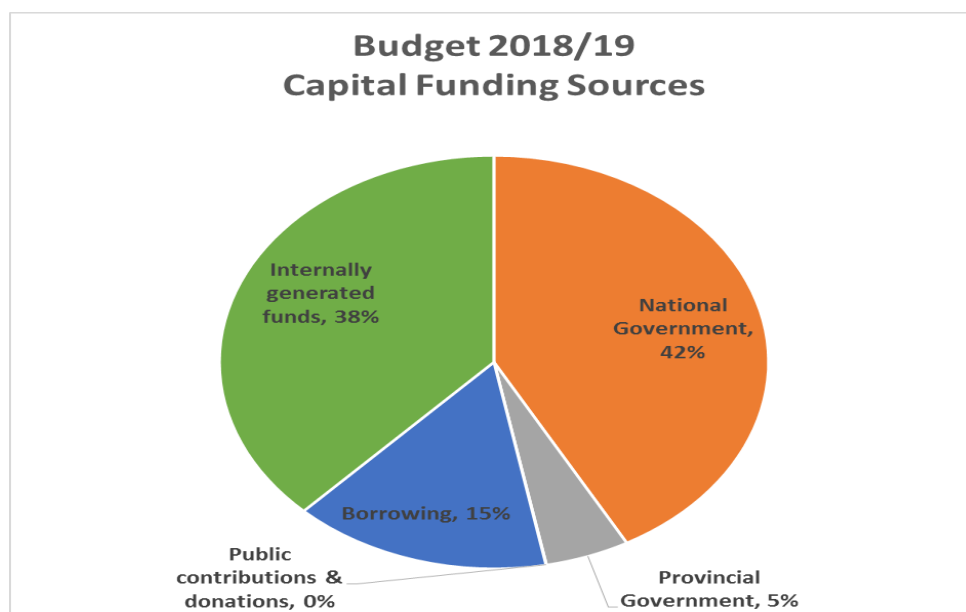
The following table is a breakdown of the funding composition of the 2018/19 medium-term capital programme:

Sources of capital revenue over the MTREF

WC013 Bergrivier - Table A5 Budgeted Capital Expenditure by vote, functional classification and funding

Vote Description	2018/19 Medium Term Revenue & Expenditure Framework					
	Budget Year 2018/19	%	Budget Year +1 2019/20	%	Budget Year +2 2020/21	%
R thousand						
Funded by:						
National Government	19,163	42%	14,801	33%	18,059	36%
Provincial Government	2,272	5%	3,252	7%	700	1%
Public contributions & donations	10	0%	-	0%	-	0%
Borrowing	6,950	15%	11,850	26%	13,050	26%
Internally generated funds	17,269	38%	15,245	34%	18,865	37%
Total Capital Funding	45,664	100%	45,148	100%	50,674	100%

The above table is graphically represented as follows for the 2018/19 financial year.



Sources of capital revenue for the 2018/19 financial year

National and Provincial capital grant receipts equates to 46.97 percent of the total funding source which represents R21.435 million for the 2018/19 financial year.

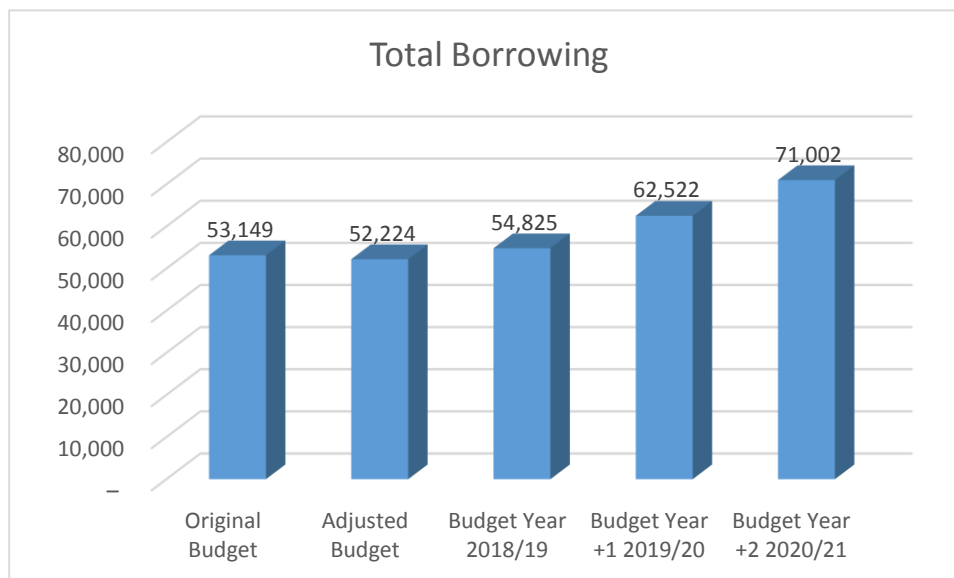
Borrowing still remains a significant funding source for the capital programme over the medium-term with an estimated R6.950 million to be raised for the 2018/2019 financial year totalling 15.23 percent of the total funding of the capital budget.

The following table is a detailed analysis of the Council's borrowing liability.

Detail of borrowings

Borrowing - Categorised by type	Current Year 2017/18			2018/19 Medium Term Revenue &		
	Original Budget	Adjusted Budget	Full Year Forecast	Budget Year 2018/19	Budget Year +1 2019/20	Budget Year +2 2020/21
R thousand						
Parent municipality						
Annuity and Bullet Loans	53,149	52,224	52,224	54,825	62,522	71,002
Total Borrowing	53,149	52,224	52,224	54,825	62,522	71,002

The following graph illustrates the growth in outstanding borrowing for the period 2017/18 to 2020/21.



Growth in outstanding borrowing (long-term liabilities) Table SA17 Borrowing

WC013 Bergrivier - Supporting Table SA17 Borrowing

Borrowing - Categorized by type	Ref	2014/15	2015/16	2016/17	Current Year 2017/18			2018/19 Medium Term Revenue & Expenditure Framework		
		Audited Outcome	Audited Outcome	Audited Outcome	Original Budget	Adjusted Budget	Full Year Forecast	Budget Year 2018/19	Budget Year +1 2019/20	Budget Year +2 2020/21
Parent municipality										
Annuity and Bullet Loans		46,733	48,401	50,268	53,149	52,224	52,224	54,825	62,522	71,002
Long-Term Loans (non-annuity)		-	-	-	-	-	-	-	-	-
Local registered stock		-	-	-	-	-	-	-	-	-
Instalment Credit		-	-	-	-	-	-	-	-	-
Financial Leases		-	-	-	-	-	-	-	-	-
PPP liabilities		-	-	-	-	-	-	-	-	-
Finance Granted By Cap Equipment Supplier		-	-	-	-	-	-	-	-	-
Marketable Bonds		-	-	-	-	-	-	-	-	-
Non-Marketable Bonds		-	-	-	-	-	-	-	-	-
Bankers Acceptances		-	-	-	-	-	-	-	-	-
Financial derivatives		-	-	-	-	-	-	-	-	-
Other Securities		-	-	-	-	-	-	-	-	-
Municipality sub-total	1	46,733	48,401	50,268	53,149	52,224	52,224	54,825	62,522	71,002
Total Borrowing	1	46,733	48,401	50,268	53,149	52,224	52,224	54,825	62,522	71,002

2.6.3 Cash Flow Management

Cash flow management and forecasting is a critical step in determining if the budget is funded over the medium-term. The table below is consistent with international standards of good financial management practice and also improves the level of understanding for councillors and management.

Table A7 - Budget cash flow statement

WC013 Bergrivier - Table A7 Budgeted Cash Flows

Description	Ref	2014/15	2015/16	2016/17	Current Year 2017/18				2018/19 Medium Term Revenue & Expenditure Framework		
		Audited Outcome	Audited Outcome	Audited Outcome	Original Budget	Adjusted Budget	Full Year Forecast	Pre-audit outcome	Budget Year 2018/19	Budget Year +1 2019/20	Budget Year +2 2020/21
CASH FLOW FROM OPERATING ACTIVITIES											
Receipts											
Property rates		46,430	50,395	54,248	61,681	63,156	63,156	63,156	64,831	68,331	72,089
Service charges		121,646	139,641	145,254	164,544	153,009	153,009	153,009	162,311	171,076	180,488
Other revenue		8,784	9,760	12,363	11,061	12,976	12,976	12,976	14,224	14,992	15,818
Government - operating	1	40,967	42,409	42,556	61,021	60,538	60,538	60,538	61,748	56,835	61,030
Government - capital	1	19,075	19,660	11,566	14,023	14,683	14,683	14,683	21,435	18,053	18,759
Interest		6,430	4,297	5,820	9,011	8,802	8,802	8,802	9,254	9,753	10,289
Dividends		-	-	-	-	-	-	-	-	-	-
Payments											
Suppliers and employees		(179,588)	(210,719)	(221,357)	(278,408)	(270,232)	(270,232)	(270,232)	(279,657)	(286,938)	(301,667)
Finance charges		(6,253)	(5,798)	(6,012)	(5,357)	(6,282)	(6,282)	(6,282)	(6,596)	(6,952)	(7,335)
Transfers and Grants	1	(4,742)	(3,214)	(3,551)	(4,398)	(4,398)	(4,398)	(4,398)	(5,246)	(5,150)	(5,432)
NET CASH FROM/(USED) OPERATING ACTIVITIES		52,749	46,430	40,888	33,176	32,250	32,250	32,250	42,303	40,000	44,039
CASH FLOWS FROM INVESTING ACTIVITIES											
Receipts											
Proceeds on disposal of PPE		-	105	472	-	-	-	-	-	-	-
Decrease (Increase) in non-current debtors		-	-	-	(220)	-	-	-	-	-	-
Decrease (increase) other non-current receivables		-	-	-	-	-	-	-	-	-	-
Decrease (increase) in non-current investments		-	-	-	-	-	-	-	-	-	-
Payments											
Capital assets		(34,220)	(31,681)	(27,823)	(31,320)	(32,317)	(32,317)	(32,317)	(45,664)	(45,148)	(50,674)
NET CASH FROM/(USED) INVESTING ACTIVITIES		(34,220)	(31,576)	(27,351)	(31,540)	(32,317)	(32,317)	(32,317)	(45,664)	(45,148)	(50,674)
CASH FLOWS FROM FINANCING ACTIVITIES											
Receipts											
Short term loans		-	-	-	-	-	-	-	-	-	-
Borrowing long term/refinancing		-	6,130	6,750	6,080	6,080	6,080	6,080	6,950	11,850	13,050
Increase (decrease) in consumer deposits		194	276	132	192	-	-	-	134	140	145
Payments											
Repayment of borrowing		(4,094)	(3,945)	(3,998)	(4,535)	(4,534)	(4,534)	(4,534)	(4,127)	(3,492)	(3,843)
NET CASH FROM/(USED) FINANCING ACTIVITIES		(3,900)	2,461	2,884	1,737	1,546	1,546	1,546	2,957	8,498	9,353
NET INCREASE/ (DECREASE) IN CASH HELD		14,628	17,315	16,421	3,374	1,480	1,480	1,480	(403)	3,349	2,717
Cash/cash equivalents at the year begin:	2	33,716	48,344	65,660	67,032	83,164	83,164	83,164	84,643	84,240	87,589
Cash/cash equivalents at the year end:	2	48,344	65,660	82,080	70,406	84,644	84,644	84,644	84,240	87,589	90,306

2.6.4 Cash Backed Reserves/Accumulated Surplus Reconciliation

Table A8 - Cash backed reserves/accumulated surplus reconciliation

WC013 Bergrivier - Table A8 Cash backed reserves/accumulated surplus reconciliation

Description	Ref	2014/15	2015/16	2016/17	Current Year 2017/18				2018/19 Medium Term Revenue & Expenditure Framework			
					Audited Outcome	Audited Outcome	Audited Outcome	Original Budget	Adjusted Budget	Full Year Forecast	Pre-audit outcome	Budget Year 2018/19
Cash and investments available												
Cash/cash equivalents at the year end	1	48,344	65,660	82,080	70,406	84,644	84,644	84,644	84,240	87,589	90,306	
Other current investments > 90 days		-	-	-	-	(0)	(0)	(0)	-	-	-	
Non current assets - Investments	1	-	-	-	-	-	-	-	-	-	-	
Cash and investments available:		48,344	65,660	82,080	70,406	84,643	84,643	84,643	84,240	87,589	90,306	
Application of cash and investments												
Unspent conditional transfers		1,487	1,124	445	-	-	-	-	-	-	-	
Unspent borrowing		-	-	-	-	-	-	-	-	-	-	
Statutory requirements	2	-	-	-	-	-	-	-	-	-	-	
Other working capital requirements	3	(33,253)	(38,196)	(36,676)	(41,744)	(43,528)	(43,528)	(43,528)	(45,600)	(47,754)	(50,025)	
Other provisions		-	-	-	-	-	-	-	-	-	-	
Long term investments committed	4	-	-	-	-	-	-	-	-	-	-	
Reserves to be backed by cash/investments	5	-	-	-	-	-	-	-	-	-	-	
Total Application of cash and investments:		(31,766)	(37,072)	(36,231)	(41,744)	(43,528)	(43,528)	(43,528)	(45,600)	(47,754)	(50,025)	
Surplus(shortfall)		80,110	102,732	118,311	112,150	128,172	128,172	128,172	129,840	135,343	140,332	

2.6.5 Funding compliance measurement

National Treasury requires that the municipality assess its financial sustainability against fourteen different measures that look at various aspects of the financial health of the municipality. These measures are contained in the following table. All the information comes directly from the annual budgeted statements of financial performance, financial position and cash flows. The funding compliance measurement table essentially measures the degree to which the proposed budget complies with the funding requirements of the MFMA. Each of the measures is discussed below.

Table SA10 – Funding compliance measurement

WC013 Bergrivier Supporting Table SA10 Funding measurement

Description	MFMA section	Ref	2014/15	2015/16	2016/17	Current Year 2017/18				2018/19 Medium Term Revenue & Expenditure Framework		
						Audited Outcome	Audited Outcome	Audited Outcome	Original Budget	Adjusted Budget	Full Year Forecast	Pre-audit outcome
Funding measures												
Cash/cash equivalents at the year end - R'000	18(1)b	1	48,344	65,660	82,080	70,406	84,644	84,644	84,644	84,240	87,589	90,306
Cash + investments at the yr end less applications - R'000	18(1)b	2	80,110	102,732	118,311	112,150	128,172	128,172	128,172	129,840	135,343	140,332
Cash year end/monthly employee/supplier payments	18(1)b	3	3.1	3.8	4.3	3.0	3.8	3.8	3.8	3.6	3.6	3.5
Surplus/(Deficit) excluding depreciation offsets: R'000	18(1)	4	35,368	26,994	22,186	7,032	9,922	9,922	9,922	14,316	10,503	12,933
Service charge rev % change - macro CPIX target exclusive	18(1)a,(2)	5	N.A.	3.5%	1.0%	6.0%	(9.0%)	(6.0%)	(6.0%)	(0.9%)	(0.6%)	(0.5%)
Cash receipts % of Ratepayer & Other revenue	18(1)a,(2)	6	90.6%	93.2%	88.9%	92.8%	92.1%	92.1%	92.1%	92.2%	92.2%	92.2%
Debt impairment expense as a % of total billable revenue	18(1)a,(2)	7	4.0%	4.2%	6.2%	5.4%	6.1%	6.1%	6.1%	6.0%	6.0%	6.0%
Capital payments % of capital expenditure	18(1)c,19	8	97.2%	99.4%	96.6%	100.0%	94.5%	94.5%	94.5%	100.0%	100.0%	100.0%
Borrowing receipts % of capital expenditure (excl. transfers)	18(1)c	9	0.0%	50.6%	38.2%	35.2%	31.7%	31.7%	31.7%	28.7%	43.7%	40.9%
Grants % of Govt. legislated/gazetted allocations	18(1)a	10	-	-	-	-	-	-	-	0.0%	0.0%	0.0%
Current consumer debtors % change - incr(decr)	18(1)a	11	N.A.	5.5%	12.0%	(10.4%)	10.4%	0.0%	0.0%	2.8%	2.9%	3.0%
Long term receivables % change - incr(decr)	18(1)a	12	N.A.	97.5%	(45.2%)	265.5%	(34.8%)	0.0%	0.0%	0.0%	0.0%	0.0%
R&M % of Property Plant & Equipment	20(1)(vi)	13	1.6%	1.9%	0.0%	6.0%	6.0%	6.0%	6.0%	6.5%	6.5%	6.4%
Asset renewal % of capital budget	20(1)(vi)	14	47.7%	34.8%	29.9%	15.3%	21.0%	21.0%	0.0%	24.0%	17.6%	25.2%
High Level Outcome of Funding Compliance												
Total Operating Revenue			239,579	261,437	286,866	321,682	314,176	314,176	314,176	328,727	338,230	357,906
Total Operating Expenditure			228,740	254,103	276,988	328,673	321,155	321,155	321,155	335,845	345,780	363,732
Surplus/(Deficit) Budgeted Operating Statement			10,839	7,334	9,878	(6,991)	(6,979)	(6,979)	(6,979)	(7,119)	(7,550)	(5,826)
Surplus/(Deficit) Considering Reserves and Cash Backing			80,110	102,732	118,311	112,150	128,172	128,172	128,172	129,840	135,343	140,332
MTREF Funded (1) / Unfunded (0)		15	1	1	1	1	1	1	1	1	1	1
MTREF Funded ✓ / Unfunded ✗		15	✓	✓	✓	✓	✓	✓	✓	✓	✓	✓

2.7 Expenditure on grants and reconciliations of unspent funds

Table SA18 Transfers and grant receipts

WC013 Bergrivier - Supporting Table SA18 Transfers and grant receipts

Description	Ref	2014/15	2015/16	2016/17	Current Year 2017/18			2018/19 Medium Term Revenue & Expenditure Framework		
		Audited Outcome	Audited Outcome	Audited Outcome	Original Budget	Adjusted Budget	Full Year Forecast	Budget Year 2018/19	Budget Year +1 2019/20	Budget Year +2 2020/21
RECEIPTS:	1, 2									
Operating Transfers and Grants										
National Government:		31,810	35,356	37,169	41,999	41,919	41,919	47,292	48,911	54,292
Local Government Equitable Share		27,489	30,454	33,319	37,144	37,144	37,144	41,390	45,066	49,277
Municipal Infrastructure Grant		1,690	2,245	1,700	2,454	2,374	2,374	3,200	2,530	2,630
Expanded Public Works Programme		1,147	1,070	1,141	1,601	1,601	1,601	1,413	-	-
Financial Management Grant		1,150	1,000	763	800	800	800	898	898	1,550
Integrated National Electrification Programme (Municipal Systems Improvement)		334	340	246	-	-	-	391	417	835
ACIP			247		-	-	-	-	-	-
Provincial Government:		9,227	6,486	5,680	18,540	18,254	18,254	14,423	7,889	6,701
Libraries		5,241	5,105	5,389	6,343	6,053	6,053	6,635	6,419	6,701
Human Settlements		2,460			11,820	11,820	11,820	7,000	1,140	-
Maintenance of Roads		70	82	74	100	100	100	98	-	-
Financial Management Support Grant		820			240	240	240	690	330	-
External Bursary Programme				120				-	-	-
Local Government Graduate Internship				60				-	-	-
Municipal Infrastructure Support Grant		600	1,063					-	-	-
Municipal Performance Management			200					-	-	-
Western Cape Financial Management						41	41	-	-	-
CDW - Operational Support Grant		35	36	37	37	-	-	-	-	-
District Municipality:		-	-	-	-	-	-	-	-	-
Other grant providers:		-	421	333	482	440	440	33	35	37
Chieta			135	60				-	-	-
Heis op den Berg						440	440	-	-	-
LG Seta			286	273	482	-	-	-	-	-
Go Flow					-	-	-	33	35	37
Total Operating Transfers and Grants	5	41,037	42,263	43,182	61,021	60,612	60,612	61,748	56,835	61,030
Capital Transfers and Grants										
National Government:		15,074	18,726	9,790	13,023	13,103	13,103	19,815	15,453	18,059
Municipal Infrastructure Grant		12,074	11,820	7,324	12,273	12,353	12,353	16,554	12,018	12,494
Financial Management Grant		300		712	750	750	750	652	652	-
Integrated National Electrification Programme (Municipal Systems Improvement)		2,100	3,000	1,754				2,609	2,783	5,565
ACIP		600	3,906					-	-	-
Provincial Government:		11,529	686	838	1,000	1,579	1,579	1,620	2,600	700
Regional Socio - Economic Project					1,000	1,000	1,000	1,000	2,000	-
Libraries		613	605	838		290	290	620	600	700
Housing		10,916	81							
Western Cape Financial Management Support Grant						289	289			
District Municipality:		-	-	-	-	-	-	-	-	-
Other grant providers:		83	35	-	-	-	-	-	-	-
Cerebos		83	35	-						
Total Capital Transfers and Grants	5	26,686	19,447	10,627	14,023	14,683	14,683	21,435	18,053	18,759
TOTAL RECEIPTS OF TRANSFERS & GRANTS		67,723	61,710	53,810	75,044	75,295	75,295	83,183	74,888	79,789

Table SA19 - Expenditure on transfers and grant programmes

WC013 Bergvliet - Supporting Table SA19 Expenditure on transfers and grant programme

Description	Ref	2014/15	2015/16	2016/17	Current Year 2017/18			2018/19 Medium Term Revenue & Expenditure Framework		
		Audited Outcome	Audited Outcome	Audited Outcome	Original Budget	Adjusted Budget	Full Year Forecast	Budget Year 2018/19	Budget Year +1 2019/20	Budget Year +2 2020/21
EXPENDITURE:										
Operating expenditure of Transfers and Grants										
National Government:		32,241	35,523	36,091	41,999	41,964	41,964	47,292	48,911	54,292
Local Government Equitable Share		27,489	30,454	33,319	37,144	37,144	37,144	41,390	45,066	49,277
Municipal Infrastructure Grant		2,121	2,111	622	2,454	2,374	2,374	3,200	2,530	2,630
Expanded Public Works Programme		1,147	1,070	1,141	1,601	1,601	1,601	1,413	-	-
Financial Management Grant		1,150	1,000	725	800	800	800	898	898	1,550
Integrated National Electrification Programme (Municipal) Grant				284		46	46	391	417	835
Municipal Systems Improvement		334	340							
ACIP			547							
Provincial Government:		8,698	6,688	6,133	18,540	18,254	18,254	14,423	7,889	6,701
Libraries		5,025	5,325	5,842	6,343	6,053	6,053	6,635	6,419	6,701
Human Settlements		1,982			11,820	11,820	11,820	7,000	1,140	-
Maintenance of Roads		70	82	74	100	100	100	98	-	-
Financial Management Support Grant		984	1,041	73				690	330	-
CDW - Operational Support Grant		35	36	23	37	-	-	-	-	-
Housing Consumer Education		1	4					-	-	-
Municipal Infrastructure Sport Grant		600						-	-	-
Municipal Performance Management Allocation			200					-	-	-
External Bursary Programme				120				-	-	-
Finance Management					240	240	240	-	-	-
Western Cape Financial Management Support Grant						41	41	-	-	-
District Municipality:		42	-	-	-	-	-	-	-	-
<i>West Coast DM - LED</i>		42								
Other grant providers:		-	408	345	482	440	440	33	35	37
<i>Chieta</i>			122	73				-	-	-
<i>Heis op den Berg</i>						440	440	-	-	-
<i>LG Seta</i>			286	273	482	-	-	-	-	-
<i>Go Flow</i>								33	35	37
Total operating expenditure of Transfers and Grants		40,981	42,619	42,569	61,021	60,658	60,658	61,748	56,835	61,030
Capital expenditure of Transfers and Grants										
National Government:		18,151	19,055	10,296	13,023	13,429	13,429	19,815	15,453	18,059
Municipal Infrastructure Grant		15,151	11,783	7,517	12,273	12,353	12,353	16,554	12,018	12,494
Financial Management Grant		300	450	750	750	750	750	652	652	-
Integrated National Electrification Programme (Municipal) Grant		2,100	2,315	2,029		325	325	2,609	2,783	5,565
Municipal Systems Improvement		600	600							
ACIP			3,906							
Provincial Government:		6,378	605	838	1,000	1,579	1,579	1,620	2,600	700
Regional Socio - Economic Project					1,000	1,000	1,000	1,000	2,000	-
Housing		5,550								
Western Cape Financial Management Support Grant						289	289			
Libraries		829	605	838		290	290	620	600	700
District Municipality:		-	-	-	-	-	-	-	-	-
<i>0</i>										
Other grant providers:		-	72	46	-	-	-	-	-	-
<i>Cerebos</i>			72	46						
Total capital expenditure of Transfers and Grants		24,529	19,731	11,180	14,023	15,008	15,008	21,435	18,053	18,759
TOTAL EXPENDITURE OF TRANSFERS AND GRANTS		65,510	62,351	53,748	75,044	75,666	75,666	83,183	74,888	79,789

Table SA 20 - Reconciliation between of transfers, grant receipts and unspent funds

WC013 Bergvirivier - Supporting Table SA20 Reconciliation of transfers, grant receipts and unspent funds

Description	Ref	2014/15	2015/16	2016/17	Current Year 2017/18			2018/19 Medium Term Revenue & Expenditure Framework		
		Audited Outcome	Audited Outcome	Audited Outcome	Original Budget	Adjusted Budget	Full Year Forecast	Budget Year 2018/19	Budget Year +1 2019/20	Budget Year +2 2020/21
Operating transfers and grants:	1,3									
National Government:										
Balance unspent at beginning of the year						46	46			
Current year receipts		31,810	35,356	37,169	41,999	41,919	41,919	47,292	48,911	54,292
Conditions met - transferred to revenue		31,810	35,356	37,169	41,999	41,964	41,964	47,292	48,911	54,292
Conditions still to be met - transferred to liabilities										
Provincial Government:										
Balance unspent at beginning of the year			56	73						
Current year receipts		9,227	6,486	5,680	18,540	18,254	18,254	14,423	7,889	6,701
Conditions met - transferred to revenue		9,171	6,468	5,680	18,540	18,254	18,254	14,423	7,889	6,701
Conditions still to be met - transferred to liabilities		56	73	74						
District Municipality:										
Balance unspent at beginning of the year										
Current year receipts										
Conditions met - transferred to revenue										
Conditions still to be met - transferred to liabilities										
Other grant providers:										
Balance unspent at beginning of the year				13						
Current year receipts			421	333	482	440	440	33	35	37
Conditions met - transferred to revenue			408	345	482	440	440	33	35	37
Conditions still to be met - transferred to liabilities			13							
Total operating transfers and grants revenue		40,981	42,233	43,194	61,021	60,658	60,658	61,748	56,835	61,030
Total operating transfers and grants - CTBM	2	56	86	74						
Capital transfers and grants:	1,3									
National Government:										
Balance unspent at beginning of the year			1,348	992		325	325			
Current year receipts		15,074	18,726	9,790	13,023	13,103	13,103	19,815	15,453	18,059
Conditions met - transferred to revenue		13,726	19,083	10,410	13,023	13,429	13,429	19,815	15,453	18,059
Conditions still to be met - transferred to liabilities		1,348	992	371						
Provincial Government:										
Balance unspent at beginning of the year			(81)							
Current year receipts		11,529	686	838	1,000	1,579	1,579	1,620	2,600	700
Conditions met - transferred to revenue		11,610	605	838	1,000	1,579	1,579	1,620	2,600	700
Conditions still to be met - transferred to liabilities		(81)								
District Municipality:										
Balance unspent at beginning of the year										
Current year receipts										
Conditions met - transferred to revenue										
Conditions still to be met - transferred to liabilities										
Other grant providers:										
Balance unspent at beginning of the year			83	47						
Current year receipts		83	35							
Conditions met - transferred to revenue			72	47						
Conditions still to be met - transferred to liabilities		83	47							
Total capital transfers and grants revenue		25,335	19,759	11,294	14,023	15,008	15,008	21,435	18,053	18,759
Total capital transfers and grants - CTBM	2	1,350	1,038	371						
TOTAL TRANSFERS AND GRANTS REVENUE		66,317	61,992	54,488	75,044	75,666	75,666	83,183	74,888	79,789
TOTAL TRANSFERS AND GRANTS - CTBM		1,406	1,124	445						

2.8 Councillor and employee benefits

Table SA22 - Summary of councillor and staff benefits

WC013 Bergrevier - Supporting Table SA22 Summary councillor and staff benefits

Summary of Employee and Councillor remuneration	Ref	2014/15	2015/16	2016/17	Current Year 2017/18			2018/19 Medium Term Revenue & Expenditure Framework		
		Audited Outcome	Audited Outcome	Audited Outcome	Original Budget	Adjusted Budget	Full Year Forecast	Budget Year 2018/19	Budget Year +1 2019/20	Budget Year +2 2020/21
R thousand		A	B	C	D	E	F	G	H	I
Councillors (Political Office Bearers plus Other)	1									
Basic Salaries and Wages		3,454	3,597	3,900	4,210	4,246	4,246	4,636	4,888	5,156
Pension and UIF Contributions		304	317	329	379	379	379	441	466	491
Medical Aid Contributions		67	70	72	79	79	79	17	18	19
Motor Vehicle Allowance		834	1,028	780	706	706	706	706	744	785
Cellphone Allowance		190	270	278	296	530	530	577	609	644
Housing Allowances		-	-	-	-	-	-	-	-	-
Other benefits and allowances		-	-	-	-	-	-	-	-	-
Sub Total - Councillors		4,849	5,282	5,359	5,671	5,941	5,941	6,378	6,725	7,095
% increase	4		8.9%	1.5%	5.8%	4.8%	-	7.4%	5.4%	5.5%
Senior Managers of the Municipality	2									
Basic Salaries and Wages		2,849	3,005	3,139	4,001	3,568	3,568	4,534	4,779	5,041
Pension and UIF Contributions		626	585	589	788	789	789	782	826	872
Medical Aid Contributions		137	128	129	174	174	174	98	105	110
Overtime		-	-	-	-	-	-	-	-	-
Performance Bonus		-	-	-	-	-	-	-	-	-
Motor Vehicle Allowance	3	421	381	492	599	649	649	716	754	795
Cellphone Allowance	3	-	-	-	-	-	-	-	-	-
Housing Allowances	3	253	431	421	623	623	623	316	334	352
Other benefits and allowances	3	137	90	103	89	43	43	274	289	305
Payments in lieu of leave		-	-	-	-	-	-	-	-	-
Long service awards		-	52	-	-	-	-	-	-	-
Post-retirement benefit obligations	6	-	-	185	-	-	-	-	-	-
Sub Total - Senior Managers of Municipality		4,424	4,673	5,058	6,273	5,845	5,845	6,721	7,087	7,475
% increase	4		5.6%	8.2%	24.0%	(6.8%)	-	15.0%	5.5%	5.5%
Other Municipal Staff										
Basic Salaries and Wages		54,994	56,145	60,540	72,168	72,693	72,693	82,524	85,496	90,439
Pension and UIF Contributions		9,583	9,599	10,219	12,825	12,560	12,560	13,733	14,469	15,257
Medical Aid Contributions		3,830	4,132	4,266	5,147	5,076	5,076	3,901	4,109	4,338
Overtime		3,354	4,008	4,678	3,448	3,566	3,566	3,730	3,931	4,147
Performance Bonus		-	-	-	-	-	-	-	-	-
Motor Vehicle Allowance	3	3,087	3,428	3,466	3,748	3,702	3,702	3,755	3,955	4,171
Cellphone Allowance	3	-	-	-	-	-	-	-	-	-
Housing Allowances	3	241	920	901	1,044	1,035	1,035	1,404	1,481	1,560
Other benefits and allowances	3	4,006	9,666	10,654	10,758	5,131	5,131	5,309	5,591	5,889
Payments in lieu of leave		880	1,181	972	818	960	960	875	922	969
Long service awards		378	387	464	785	730	730	1,020	1,075	1,135
Post-retirement benefit obligations	6	1,754	1,927	1,875	2,248	1,873	1,873	2,055	2,166	2,285
Sub Total - Other Municipal Staff		82,107	91,393	98,035	112,989	107,325	107,325	118,306	123,195	130,190
% increase	4		11.3%	7.3%	15.3%	(5.0%)	-	10.2%	4.1%	5.7%
Total Parent Municipality		91,380	101,348	108,451	124,932	119,111	119,111	131,404	137,007	144,760
			10.9%	7.0%	15.2%	(4.7%)	-	10.3%	4.3%	5.7%
TOTAL SALARY, ALLOWANCES & BENEFITS		91,380	101,348	108,451	124,932	119,111	119,111	131,404	137,007	144,760
% increase	4		10.9%	7.0%	15.2%	(4.7%)	-	10.3%	4.3%	5.7%
TOTAL MANAGERS AND STAFF	5,7	86,531	96,066	103,092	119,262	113,171	113,171	125,027	130,282	137,665

Table SA23 - Salaries, allowances and benefits (political office bearers/councillors/ senior managers)

WC013 Bergvrievier - Supporting Table SA23 Salaries, allowances & benefits (political office bearers/councillors/senior managers)

Disclosure of Salaries, Allowances & Benefits 1.	Ref	No.	Salary	Contributions	Allowances	Performance Bonuses	In-kind benefits	Total Package
Rand per annum				1.				2.
Councillors	3							
Speaker	4		681,303	-	44,400			725,703
Chief Whip			-	-	-			-
Executive Mayor			568,001	94,123	233,903			896,027
Deputy Executive Mayor			466,423	63,278	196,002			725,703
Executive Committee			934,090	141,227	290,927			1,366,244
Total for all other councillors			1,986,320	160,129	517,540			2,663,989
Total Councillors	8	-	4,636,137	458,757	1,282,772			6,377,666
Senior Managers of the Municipality	5							
Municipal Manager (MM)			1,278,091	279,985	128,476	-		1,686,552
Chief Finance Officer			626,758	114,601	316,889	145,000		1,203,248
Technical Director			877,768	189,860	260,784	-		1,328,412
Corporate Services Director			778,984	180,624	339,388	-		1,298,995
Community Services Director			681,992	115,718	260,662	145,000		1,203,372
								-
								-
Total Senior Managers of the Municipality	8,10	-	4,243,592	880,788	1,306,199	290,000		6,720,579
TOTAL COST OF COUNCILLOR, DIRECTOR and EXECUTIVE REMUNERATION	10	-	8,879,729	1,339,545	2,588,971	290,000		13,098,245

Table 49 SA24 – Summary of personnel numbers

WC013 Bergrivier - Supporting Table SA24 Summary of personnel numbers

Summary of Personnel Numbers	Ref	2016/17			Current Year 2017/18			Budget Year 2018/19		
		Positions	Permanent employees	Contract employees	Positions	Permanent employees	Contract employees	Positions	Permanent employees	Contract employees
Municipal Council and Boards of Municipal Entities										
Councillors (Political Office Bearers plus Other Councillors)		13	13	-	13	13	-	13	13	-
Board Members of municipal entities	4	-	-	-	-	-	-	-	-	-
Municipal employees	5	-	-	-	-	-	-	-	-	-
Municipal Manager and Senior Managers	3	4	3	1	5	4	1	5	4	1
Other Managers	7	11	10	-	11	10	-	12	11	-
Professionals		32	30	-	32	30	-	44	38	-
<i>Finance</i>		5	5	-	5	5	-	7	7	-
<i>Spatial/town planning</i>		2	2	-	2	2	-	2	2	-
<i>Information Technology</i>		2	2	-	2	2	-	3	2	-
<i>Roads</i>		3	3	-	3	3	-	3	3	-
<i>Electricity</i>		-	-	-	-	-	-	3	3	-
<i>Water</i>		-	-	-	-	-	-	-	-	-
<i>Sanitation</i>		-	-	-	-	-	-	-	-	-
<i>Refuse</i>		-	-	-	-	-	-	-	-	-
<i>Other</i>		20	18	-	20	18	-	26	21	-
Technicians		31	26	-	31	26	-	67	40	-
<i>Finance</i>		3	1	-	3	1	-	5	3	-
<i>Spatial/town planning</i>		-	-	-	-	-	-	1	1	-
<i>Information Technology</i>		-	-	-	-	-	-	1	1	-
<i>Roads</i>		1	1	-	1	1	-	13	8	-
<i>Electricity</i>		3	3	-	3	3	-	2	2	-
<i>Water</i>		5	5	-	5	5	-	4	3	-
<i>Sanitation</i>		7	7	-	7	7	-	-	-	-
<i>Refuse</i>		-	-	-	-	-	-	-	-	-
<i>Other</i>		12	9	-	12	9	-	41	22	-
Clerks (Clerical and administrative)		64	55	-	65	56	-	54	48	-
Service and sales workers		36	35	-	36	35	-	16	14	-
Skilled agricultural and fishery workers		-	-	-	-	-	-	-	-	-
Craft and related trades		-	-	-	-	-	-	-	-	-
Plant and Machine Operators		36	30	-	36	30	-	24	21	-
Elementary Occupations		228	191	-	228	191	-	321	249	-
TOTAL PERSONNEL NUMBERS	9	455	393	1	457	395	1	556	438	1
% increase					0.4%	0.5%	-	21.7%	10.9%	-
Total municipal employees headcount	6, 10									
Finance personnel headcount	8, 10									
Human Resources personnel headcount	8, 10									

Monthly targets for revenue, expenditure and cash flow

Table SA25 - Budgeted monthly revenue and expenditure

WC013 Bergvriev - Supporting Table SA25 Budgeted monthly revenue and expenditure

Description	Ref	Budget Year 2018/19												Medium Term Revenue and Expenditure Framework			
		July	August	Sept.	October	November	December	January	February	March	April	May	June	Budget Year 2018/19	Budget Year +1 2019/20	Budget Year +2 2020/21	
Revenue By Source																	
Property rates		3,279	8,917	9,903	5,713	5,045	4,704	4,779	4,779	4,954	4,333	5,179	5,598	67,182	70,809	74,704	
Service charges - electricity revenue		7,729	10,137	10,076	8,340	9,696	7,683	10,566	8,290	9,367	8,773	12,160	9,347	112,164	118,221	124,723	
Service charges - water revenue		1,361	1,762	1,444	1,533	1,664	1,653	1,983	2,308	2,227	1,946	2,162	1,822	21,866	23,046	24,315	
Service charges - sanitation revenue		795	1,189	1,051	1,092	1,071	1,102	1,034	1,151	1,166	999	1,180	1,076	12,906	13,604	14,353	
Service charges - refuse revenue		1,305	1,979	1,751	1,709	1,810	1,799	1,769	1,830	1,902	1,651	1,986	1,772	21,263	22,410	23,643	
Service charges - other		-	-	-	-	-	-	-	-	-	-	-	-	-	-	-	
Rental of facilities and equipment		53	109	89	64	72	127	64	76	66	62	51	76	908	958	1,011	
Interest earned - external investments		622	669	480	331	348	399	417	438	316	367	304	427	5,119	5,395	5,692	
Interest earned - outstanding debtors		357	357	357	357	357	357	357	357	357	357	357	357	4,285	4,516	4,764	
Dividends received		-	-	-	-	-	-	-	-	-	-	-	-	-	-	-	
Fines, penalties and forfeits		24	17	1,166	10	12	4,387	11	18	3,169	42	29	808	9,691	10,214	10,776	
Licences and permits		1	1	1	1	1	1	1	1	1	1	1	1	11	12	13	
Agency services		98	89	152	85	801	126	564	134	1,032	674	104	351	4,210	4,438	4,682	
Transfers and subsidies		15,316	4,297	-	3,213	1,324	12,229	5,208	1,744	13,092	-	179	5,146	61,748	56,835	61,030	
Other revenue		315	50	332	263	146	200	669	572	3,637	181	394	614	7,373	7,772	8,200	
Gains on disposal of PPE		-	-	-	-	-	-	-	-	-	-	-	-	-	-	-	
Total Revenue (excluding capital transfers and contributions)		31,255	29,572	26,803	22,711	22,346	34,768	27,423	21,699	41,285	19,385	24,086	27,394	328,727	338,230	357,906	
Expenditure By Type																	
Employee related costs		9,457	9,794	9,678	9,721	15,566	10,008	10,329	10,113	9,753	9,997	10,193	10,419	125,027	130,282	137,665	
Remuneration of councillors		479	541	543	562	589	536	504	490	532	546	523	531	6,378	6,725	7,095	
Debt impairment		1,179	1,179	1,179	1,179	1,179	1,179	1,179	1,179	1,179	1,179	1,179	1,179	14,142	14,907	15,727	
Depreciation & asset impairment		1,824	1,824	1,824	1,824	1,824	1,824	1,824	1,824	1,824	1,824	1,824	1,824	21,891	23,071	24,329	
Finance charges		1,168	1,168	1,168	1,168	1,168	1,168	1,168	1,168	1,168	1,168	1,168	1,168	14,014	14,770	15,583	
Bulk purchases		7,034	6,527	6,753	6,362	7,003	6,148	6,482	6,445	6,951	6,206	6,946	6,623	79,480	83,772	88,380	
Other materials		472	1,069	834	1,126	886	1,117	973	999	1,118	888	1,013	954	11,450	12,063	12,718	
Contracted services		1,008	2,282	1,781	2,404	1,892	2,385	2,078	2,132	2,387	1,897	2,163	2,037	24,447	19,522	19,381	
Transfers and grants		46	725	223	67	925	20	46	1,856	124	750	28	437	5,246	5,150	5,432	
Other expenditure		1,393	3,153	2,460	3,321	2,614	3,295	2,870	2,945	3,297	2,620	2,989	2,814	33,771	35,518	37,422	
Loss on disposal of PPE		-	-	-	-	-	-	-	-	-	-	-	-	-	-	-	
Total Expenditure		24,060	28,261	26,442	27,734	33,646	27,680	27,452	29,151	28,331	27,074	28,026	27,987	335,845	345,780	363,732	
Surplus/(Deficit)		7,196	1,310	361	(5,023)	(11,300)	7,088	(29)	(7,453)	12,954	(7,689)	(3,940)	(593)	(7,119)	(7,550)	(5,826)	
Transfers and subsidies - capital (monetary allocations) (National / Provincial and District)		-	1,267	3,991	-	1,689	8,282	-	-	4,420	-	-	1,786	21,435	18,053	18,759	
Transfers and subsidies - capital (monetary allocations) (National / Provincial Departmental Agencies, Households, Non-profit Institutions, Private Enterprises, Public Corporations, Higher Educational Institutions)		-	-	-	-	-	-	-	-	-	-	-	-	-	-	-	
Transfers and subsidies - capital (in-kind - all)		-	-	-	-	-	-	-	-	-	-	-	-	-	-	-	
Surplus/(Deficit) after capital transfers & contributions		7,196	2,577	4,351	(5,023)	(9,611)	15,370	(29)	(7,453)	17,374	(7,689)	(3,940)	1,193	14,316	10,503	12,933	
Taxation		-	-	-	-	-	-	-	-	-	-	-	-	-	-	-	
Attributable to minorities		-	-	-	-	-	-	-	-	-	-	-	-	-	-	-	
Share of surplus/ (deficit) of associate		-	-	-	-	-	-	-	-	-	-	-	-	-	-	-	
Surplus/(Deficit)	1	7,196	2,577	4,351	(5,023)	(9,611)	15,370	(29)	(7,453)	17,374	(7,689)	(3,940)	1,193	14,316	10,503	12,933	

Table SA26 - Budgeted monthly revenue and expenditure (municipal vote)

WC013 Bergrivier - Supporting Table SA26 Budgeted monthly revenue and expenditure (municipal vote)

Description	Ref	Budget Year 2018/19												Medium Term Revenue and Expenditure Framework		
		July	August	Sept.	October	November	December	January	February	March	April	May	June	Budget Year 2018/19	Budget Year +1 2019/20	Budget Year +2 2020/21
Revenue by Vote																
Vote 1 - Municipal Manager		7,799	2,188	0	1,636	674	6,227	2,653	889	6,669	0	91	2,621	31,447	34,585	38,220
Vote 2 - Finance		4,664	10,094	10,875	6,494	5,841	6,035	5,714	5,641	6,243	5,064	5,861	6,593	79,119	82,910	87,037
Vote 3 - Corporate Services		30	64	218	25	93	405	64	54	552	17	37	142	1,701	2,739	780
Vote 4 - Technical Services		15,023	17,343	18,040	13,551	16,154	22,866	16,780	14,155	22,501	13,448	17,633	17,045	204,538	207,757	221,986
Vote 5 - Community Services		3,739	1,149	1,661	1,005	1,272	7,518	2,213	959	9,740	857	463	2,780	33,356	28,292	28,642
Total Revenue by Vote		31,255	30,838	30,794	22,711	24,035	43,050	27,423	21,699	45,705	19,385	24,086	29,180	350,161	356,283	376,665
Expenditure by Vote to be appropriated																
Vote 1 - Municipal Manager		1,306	2,376	1,763	1,815	2,802	1,754	1,677	3,353	1,834	2,307	1,696	2,062	24,745	26,027	27,451
Vote 2 - Finance		1,895	2,418	2,198	2,403	3,122	2,435	2,379	2,491	2,406	2,319	2,387	2,405	28,858	30,068	31,968
Vote 3 - Corporate Services		2,059	2,496	2,326	2,524	3,167	2,557	2,507	2,494	2,523	2,406	2,514	2,507	30,079	31,698	33,427
Vote 4 - Technical Services		14,767	16,045	15,576	16,008	18,355	15,886	15,952	15,899	16,587	15,307	16,472	16,078	192,932	201,817	212,866
Vote 5 - Community Services		4,032	4,926	4,579	4,984	6,200	5,048	4,938	4,915	4,981	4,736	4,956	4,936	59,231	56,170	58,020
Total Expenditure by Vote		24,060	28,261	26,442	27,734	33,646	27,680	27,452	29,151	28,331	27,074	28,026	27,987	335,845	345,780	363,732
Surplus/(Deficit) before assoc.		7,196	2,577	4,351	(5,023)	(9,611)	15,370	(29)	(7,453)	17,374	(7,689)	(3,940)	1,193	14,316	10,503	12,933
Taxation		-	-	-	-	-	-	-	-	-	-	-	-	-	-	-
Attributable to minorities		-	-	-	-	-	-	-	-	-	-	-	-	-	-	-
Share of surplus/ (deficit) of associate		-	-	-	-	-	-	-	-	-	-	-	-	-	-	-
Surplus/(Deficit)	1	7,196	2,577	4,351	(5,023)	(9,611)	15,370	(29)	(7,453)	17,374	(7,689)	(3,940)	1,193	14,316	10,503	12,933

Table SA27 - Budgeted monthly revenue and expenditure (standard classification)

WC013 Bergrivier - Supporting Table SA27 Budgeted monthly revenue and expenditure (functional classification)

Description	Ref	Budget Year 2018/19												Medium Term Revenue and Expenditure Framework		
		July	August	Sept.	October	November	December	January	February	March	April	May	June	Budget Year 2018/19	Budget Year +1 2019/20	Budget Year +2 2020/21
Revenue - Functional																
Governance and administration		12,423	12,344	10,970	8,178	6,575	12,294	8,431	6,620	13,137	5,126	6,020	9,283	111,400	118,397	126,233
Executive and council		7,695	2,158	0	1,615	665	6,144	2,617	877	6,580	0	90	2,586	31,027	34,165	37,800
Finance and administration		4,729	10,185	10,969	6,564	5,909	6,150	5,813	5,743	6,557	5,126	5,930	6,698	80,373	84,232	88,433
Internal audit		-	-	-	-	-	-	-	-	-	-	-	-	-	-	-
Community and public safety		3,616	1,043	370	908	459	3,114	1,636	805	5,606	140	328	1,639	19,663	13,859	13,415
Community and social services		1,669	514	145	367	207	1,586	602	227	1,738	17	46	647	7,765	7,557	7,969
Sport and recreation		208	37	220	174	98	135	439	377	2,377	120	259	404	4,849	5,111	5,393
Public safety		0	0	0	0	0	0	1	0	3	0	0	0	6	6	6
Housing		1,739	492	4	367	153	1,392	593	201	1,487	3	23	587	7,042	1,185	47
Health		-	-	-	-	-	-	-	-	-	-	-	-	-	-	-
Economic and environmental services		1,446	1,509	4,612	406	2,330	12,235	1,117	391	9,421	745	212	3,129	37,552	32,638	32,076
Planning and development		942	1,296	3,315	225	1,481	7,528	399	182	4,895	25	66	1,850	22,205	18,054	16,689
Road transport		504	212	1,297	180	848	4,707	718	208	4,525	720	147	1,279	15,348	14,584	15,387
Environmental protection		-	-	-	-	-	-	-	-	-	-	-	-	-	-	-
Trading services		13,770	15,943	14,842	13,219	14,671	15,408	16,240	13,883	17,542	13,374	17,525	15,129	181,546	191,389	204,941
Energy sources		8,130	10,403	10,592	8,426	9,937	9,114	10,707	8,340	10,346	8,775	12,168	9,722	116,660	122,999	132,787
Water management		1,831	1,893	1,444	1,631	1,705	2,029	2,143	2,361	2,629	1,946	2,168	1,980	23,761	25,044	26,423
Waste water management		1,472	1,378	1,051	1,235	1,130	1,642	1,264	1,229	1,748	999	1,188	1,303	15,639	16,484	17,391
Waste management		2,337	2,268	1,755	1,927	1,900	2,622	2,126	1,953	2,819	1,653	2,002	2,124	25,486	26,862	28,340
Other		-	-	-	-	-	-	-	-	-	-	-	-	-	-	-
Total Revenue - Functional		31,255	30,838	30,794	22,711	24,035	43,050	27,423	21,699	45,705	19,385	24,086	29,180	350,161	356,283	376,665
Expenditure - Functional																
Governance and administration		5,506	7,449	6,481	6,892	9,282	6,898	6,735	8,507	6,914	7,217	6,765	7,150	85,797	90,083	95,257
Executive and council		940	1,884	1,321	1,314	2,180	1,247	1,189	2,866	1,334	1,845	1,204	1,575	18,900	19,925	21,015
Finance and administration		4,480	5,464	5,066	5,477	6,959	5,548	5,444	5,540	5,479	5,274	5,459	5,472	65,663	68,855	72,868
Internal audit		86	100	95	100	143	103	102	101	100	98	102	103	1,234	1,303	1,374
Community and public safety		2,419	3,153	2,867	3,205	3,967	3,246	3,139	3,130	3,201	2,985	3,161	3,134	37,609	33,383	33,985
Community and social services		642	728	695	731	1,024	745	747	738	731	719	744	749	8,992	9,472	9,984
Sport and recreation		1,296	1,547	1,450	1,560	2,096	1,588	1,570	1,556	1,561	1,504	1,570	1,573	18,870	19,882	20,960
Public safety		92	112	105	114	139	115	112	112	114	108	113	112	1,349	1,419	1,493
Housing		389	766	618	800	707	798	711	725	796	655	735	700	8,398	2,610	1,548
Health		-	-	-	-	-	-	-	-	-	-	-	-	-	-	-
Economic and environmental services		4,253	4,819	4,601	4,843	6,373	4,920	4,902	4,858	4,846	4,738	4,893	4,913	58,959	60,555	63,859
Planning and development		846	1,041	965	1,052	1,416	1,070	1,053	1,044	1,052	1,004	1,054	1,054	12,652	13,241	13,948
Road transport		3,407	3,779	3,636	3,791	4,957	3,850	3,849	3,814	3,794	3,733	3,839	3,859	46,307	47,314	49,911
Environmental protection		-	-	-	-	-	-	-	-	-	-	-	-	-	-	-
Trading services		11,881	12,840	12,493	12,794	14,023	12,616	12,676	12,656	13,370	12,135	13,206	12,790	153,480	161,759	170,631
Energy sources		7,940	7,939	7,965	7,822	8,613	7,632	7,858	7,829	8,371	7,513	8,315	7,982	95,778	100,950	106,498
Water management		1,490	1,748	1,649	1,761	1,936	1,756	1,724	1,724	1,795	1,654	1,765	1,728	20,731	21,848	23,046
Waste water management		852	1,131	1,022	1,156	1,193	1,159	1,101	1,108	1,153	1,055	1,116	1,095	13,140	13,844	14,593
Waste management		1,598	2,022	1,856	2,055	2,282	2,068	1,993	1,996	2,052	1,914	2,011	1,986	23,831	25,117	26,494
Other		-	-	-	-	-	-	-	-	-	-	-	-	-	-	-
Total Expenditure - Functional		24,060	28,261	26,442	27,734	33,646	27,680	27,452	29,151	28,331	27,074	28,026	27,987	335,845	345,780	363,732
Surplus/(Deficit) before assoc.		7,196	2,577	4,351	(5,023)	(9,611)	15,370	(29)	(7,453)	17,374	(7,689)	(3,940)	1,193	14,316	10,503	12,933
Share of surplus/ (deficit) of associate		-	-	-	-	-	-	-	-	-	-	-	-	-	-	-
Surplus/(Deficit)	1	7,196	2,577	4,351	(5,023)	(9,611)	15,370	(29)	(7,453)	17,374	(7,689)	(3,940)	1,193	14,316	10,503	12,933

Table SA28 - Budgeted monthly capital expenditure (municipal vote)

WC013 Bergrivier - Supporting Table SA28 Budgeted monthly capital expenditure (municipal vote)

Description	Ref	Budget Year 2018/19												Medium Term Revenue and Expenditure Framework			
		July	August	Sept.	October	Nov.	Dec.	January	Feb.	March	April	May	June	Budget Year 2018/19	Budget Year +1 2019/20	Budget Year +2 2020/21	
Multi-year expenditure to be appropriated	1																
Vote 1 - Municipal Manager		-	-	-	-	-	-	-	-	-	-	-	-	-	-	-	-
Vote 2 - Finance		-	-	-	-	-	-	-	-	-	-	-	-	-	-	-	-
Vote 3 - Corporate Services		-	-	83	83	83	83	83	125	125	125	125	83	1,000	2,000	-	
Vote 4 - Technical Services		-	-	665	665	665	665	665	998	998	998	998	665	7,983	11,238	22,202	
Vote 5 - Community Services		-	-	76	76	76	76	76	114	114	114	114	76	908	920	857	
Capital multi-year expenditure sub-total	2	-	-	824	824	824	824	824	1,236	1,236	1,236	1,236	824	9,891	14,158	23,059	
Single-year expenditure to be appropriated																	
Vote 1 - Municipal Manager		-	-	8	8	8	8	8	12	12	12	12	8	93	26	20	
Vote 2 - Finance		-	-	70	70	70	70	70	106	106	106	106	70	844	672	160	
Vote 3 - Corporate Services		-	-	95	95	95	95	95	142	142	142	142	95	1,138	820	1,645	
Vote 4 - Technical Services		-	-	2,200	2,200	2,200	2,200	2,200	3,300	3,300	3,300	3,300	2,200	26,397	26,186	21,000	
Vote 5 - Community Services		-	-	608	608	608	608	608	913	913	913	913	608	7,301	3,285	4,790	
Capital single-year expenditure sub-total	2	-	-	2,981	2,981	2,981	2,981	2,981	4,472	4,472	4,472	4,472	2,981	35,773	30,989	27,615	
Total Capital Expenditure	2	-	-	3,805	3,805	3,805	3,805	3,805	5,708	5,708	5,708	5,708	3,805	45,664	45,148	50,674	

Table SA29 - Budgeted monthly capital expenditure (standard classification)

WC013 Bergervier - Supporting Table SA29 Budgeted monthly capital expenditure (functional classification)

Description	Ref	Budget Year 2018/19												Medium Term Revenue and Expenditure Framework		
		July	August	Sept.	October	Nov.	Dec.	January	Feb.	March	April	May	June	Budget Year 2018/19	Budget Year +1 2019/20	Budget Year +2 2020/21
Capital Expenditure - Functional	1															
Governance and administration		-	-	371	371	371	371	371	557	557	557	557	371	4,455	4,975	5,389
Executive and council		-	-	5	5	5	5	5	7	7	7	7	5	56	16	20
Finance and administration		-	-	367	367	367	367	367	550	550	550	550	367	4,399	4,959	5,369
Internal audit		-	-	-	-	-	-	-	-	-	-	-	-	-	-	-
Community and public safety		-	-	631	631	631	631	631	946	946	946	946	630	7,566	3,335	3,367
Community and social services		-	-	82	82	82	82	82	123	123	123	123	82	985	833	945
Sport and recreation		-	-	530	530	530	530	530	796	796	796	796	530	6,365	2,069	2,052
Public safety		-	-	17	17	17	17	17	26	26	26	26	17	208	425	370
Housing		-	-	1	1	1	1	1	1	1	1	1	1	8	8	-
Health		-	-	-	-	-	-	-	-	-	-	-	-	-	-	-
Economic and environmental services		-	-	659	659	659	659	659	988	988	988	988	659	7,906	9,898	10,730
Planning and development		-	-	87	87	87	87	87	131	131	131	131	87	1,045	2,018	-
Road transport		-	-	572	572	572	572	572	858	858	858	858	572	6,861	7,880	10,730
Environmental protection		-	-	-	-	-	-	-	-	-	-	-	-	-	-	-
Trading services		-	-	2,145	2,145	2,145	2,145	2,145	3,217	3,217	3,217	3,217	2,145	25,737	26,940	31,188
Energy sources		-	-	439	439	439	439	439	658	658	658	658	439	5,267	6,663	9,645
Water management		-	-	525	525	525	525	525	788	788	788	788	525	6,305	9,372	2,335
Waste water management		-	-	1,089	1,089	1,089	1,089	1,089	1,633	1,633	1,633	1,633	1,089	13,063	8,199	15,190
Waste management		-	-	92	92	92	92	92	138	138	138	138	92	1,102	2,706	4,018
Other		-	-	-	-	-	-	-	-	-	-	-	-	-	-	-
Total Capital Expenditure - Functional	2	-	-	3,805	3,805	3,805	3,805	3,805	5,708	5,708	5,708	5,708	3,805	45,664	45,148	50,674
Funded by:																
National Government		-	-	1,597	1,597	1,597	1,597	1,597	2,395	2,395	2,395	2,395	1,597	19,163	14,801	18,059
Provincial Government		-	-	189	189	189	189	189	284	284	284	284	189	2,272	3,252	700
District Municipality		-	-	-	-	-	-	-	-	-	-	-	-	-	-	-
Other transfers and grants		-	-	-	-	-	-	-	-	-	-	-	-	-	-	-
Transfers recognised - capital		-	-	1,786	1,786	1,786	1,786	1,786	2,679	2,679	2,679	2,679	1,786	21,435	18,053	18,759
Public contributions & donations		-	-	1	1	1	1	1	1	1	1	1	1	10	-	-
Borrowing		-	-	579	579	579	579	579	869	869	869	869	579	6,950	11,850	13,050
Internally generated funds		-	-	1,439	1,439	1,439	1,439	1,439	2,159	2,159	2,159	2,159	1,439	17,269	15,245	18,865
Total Capital Funding		-	-	3,805	3,805	3,805	3,805	3,805	5,708	5,708	5,708	5,708	3,805	45,664	45,148	50,674

Table SA30 - Budgeted monthly cash flow

WC013 Bergrivier - Supporting Table SA30 Budgeted monthly cash flow

MONTHLY CASH FLOWS	Budget Year 2018/19												Medium Term Revenue and Expenditure Framework			
	R thousand	July	August	Sept.	October	November	December	January	February	March	April	May	June	Budget Year 2018/19	Budget Year +1 2019/20	Budget Year +2 2020/21
Cash Receipts By Source													1			
Property rates	3,164	8,605	9,556	5,513	4,868	4,539	4,612	4,612	4,780	4,181	4,998	5,403	64,831	68,331	72,089	
Service charges - electricity revenue	7,458	9,782	9,723	8,048	9,356	7,414	10,196	8,000	9,039	8,466	11,734	9,020	108,238	114,083	120,358	
Service charges - water revenue	1,313	1,700	1,394	1,479	1,606	1,595	1,914	2,227	2,149	1,878	2,087	1,758	21,100	22,239	23,464	
Service charges - sanitation revenue	767	1,147	1,014	1,054	1,034	1,064	998	1,111	1,125	964	1,138	1,038	12,455	13,128	13,851	
Service charges - refuse revenue	1,259	1,910	1,690	1,649	1,746	1,736	1,707	1,766	1,835	1,593	1,916	1,710	20,519	21,626	22,815	
Rental of facilities and equipment	53	109	89	64	72	127	64	76	66	62	51	76	908	958	1,011	
Interest earned - external investments	622	669	480	331	348	399	417	438	316	367	304	427	5,119	5,395	5,692	
Interest earned - outstanding debtors	345	345	345	345	345	345	345	345	345	345	345	345	4,135	4,358	4,597	
Fines, penalties and forfeits	4	3	207	2	2	779	2	3	562	7	5	143	1,720	1,812	1,912	
Licences and permits	1	1	1	1	1	1	1	1	1	1	1	1	11	12	13	
Agency services	98	89	152	85	801	126	564	134	1,032	674	104	351	4,210	4,438	4,682	
Transfer receipts - operational	15,316	4,297	-	3,213	1,324	12,229	5,208	1,744	13,092	-	179	5,146	61,748	56,835	61,030	
Other revenue	315	50	332	263	146	200	669	572	3,637	181	394	614	7,373	7,772	8,200	
Cash Receipts by Source	30,717	28,706	24,984	22,047	21,649	30,554	26,697	21,028	37,980	18,719	23,256	26,031	312,367	320,987	339,714	
Other Cash Flows by Source																
Transfer receipts - capital	-	1,267	3,991	-	1,689	8,282	-	-	4,420	-	-	1,786	21,435	18,053	18,759	
Borrowing long term/refinancing	579	579	579	579	579	579	579	579	579	579	579	579	6,950	11,850	13,050	
Increase (decrease) in consumer deposits	11	11	11	11	11	11	11	11	11	11	11	11	134	140	145	
Decrease (Increase) in non-current debtors	-	-	-	-	-	-	-	-	-	-	-	-	-	-	-	
Decrease (increase) other non-current receivable	-	-	-	-	-	-	-	-	-	-	-	-	-	-	-	
Decrease (increase) in non-current investments	-	-	-	-	-	-	-	-	-	-	-	-	-	-	-	
Total Cash Receipts by Source	31,307	30,563	29,565	22,637	23,928	39,427	27,288	21,619	42,990	19,309	23,846	28,407	340,886	351,029	371,669	
Cash Payments by Type																
Employee related costs	9,389	9,724	9,608	9,652	15,454	9,936	10,255	10,041	9,683	9,925	10,120	10,344	124,131	129,338	136,671	
Remuneration of councillors	479	541	543	562	589	536	504	490	532	546	523	531	6,378	6,725	7,095	
Finance charges	550	550	550	550	550	550	550	550	550	550	550	550	6,596	6,952	7,335	
Bulk purchases - Electricity	6,608	6,132	6,345	5,977	6,579	5,776	6,090	6,055	6,530	5,830	6,525	6,222	74,670	78,702	83,031	
Bulk purchases - Water & Sewer	-	360	381	410	448	507	491	516	574	445	278	401	4,810	5,070	5,349	
Other materials	472	1,069	834	1,126	886	1,117	973	999	1,118	888	1,013	954	11,450	12,063	12,718	
Contracted services	1,008	2,282	1,781	2,404	1,892	2,385	2,078	2,132	2,387	1,897	2,163	2,037	24,447	19,522	19,381	
Transfers and grants - other	46	725	223	67	925	20	46	1,856	124	750	28	437	5,246	5,150	5,432	
Other expenditure	1,393	3,153	2,460	3,321	2,614	3,295	2,870	2,945	3,297	2,620	2,989	2,814	33,771	35,518	37,422	
Cash Payments by Type	19,945	24,535	22,724	24,068	29,938	24,122	23,855	25,584	24,794	23,451	24,190	24,292	291,499	299,040	314,434	
Other Cash Flows/Payments by Type																
Capital assets	-	-	3,805	3,805	3,805	3,805	3,805	3,805	5,708	5,708	5,708	5,708	45,664	45,148	50,674	
Repayment of borrowing	344	344	344	344	344	344	344	344	344	344	344	344	4,127	3,492	3,843	
Total Cash Payments by Type	20,289	24,879	26,873	28,218	34,087	28,272	28,005	31,636	30,846	29,503	30,242	28,441	341,289	347,680	368,951	
NET INCREASE/(DECREASE) IN CASH HELD	11,018	5,684	2,692	(5,580)	(10,159)	11,155	(717)	(10,017)	12,144	(10,194)	(6,395)	(34)	(403)	3,349	2,717	
Cash/cash equivalents at the month/year begin:	84,643	95,661	101,345	104,037	98,456	88,297	99,452	98,735	88,718	100,863	90,669	84,273	84,643	84,240	87,589	
Cash/cash equivalents at the month/year end:	95,661	101,345	104,037	98,456	88,297	99,452	98,735	88,718	100,863	90,669	84,240	84,240	84,240	87,589	90,306	

2.10 Contracts having future budgetary implications

In terms of the Council's Supply Chain Management Policy, with the exception of the Banking Services contract and External Loans, no contracts are awarded beyond the medium-term revenue and expenditure framework (three years). In ensuring adherence to this contractual time frame limitation, all reports submitted to either the Bid Evaluation and Adjudication Committees must obtain formal financial comments from the Financial Management Division of the Treasury Department.

WC013 Bergvrievier - Supporting Table SA33 Contracts having future budgetary implications

Description	Ref	Preceding	Current Year	2018/19 Medium Term Revenue & Expenditure Framework			Forecast	Forecast	Forecast	Forecast	Forecast	Forecast	Forecast	Total
		Years	2017/18	Budget Year	Budget Year	Budget Year	2021/22	2022/23	2023/24	2024/25	2025/26	2026/27	2027/28	Contract Value
R thousand	1,3	Total	Original Budget	2018/19	+1 2019/20	+2 2020/21	Estimate	Estimate	Estimate	Estimate	Estimate	Estimate	Estimate	Estimate
Parent Municipality:														
Revenue Obligation By Contract	2													
Contract 1		-	-	-	-	-	-	-	-	-	-	-	-	-
Contract 2		-	-	-	-	-	-	-	-	-	-	-	-	-
Contract 3 etc		-	-	-	-	-	-	-	-	-	-	-	-	-
Total Operating Revenue Implication		-	-	-	-	-	-	-	-	-	-	-	-	-
Expenditure Obligation By Contract	2													
Contract 1		-	-	-	-	-	-	-	-	-	-	-	-	-
Contract 2		-	-	-	-	-	-	-	-	-	-	-	-	-
Contract 3 etc		-	-	-	-	-	-	-	-	-	-	-	-	-
Total Operating Expenditure Implication		-	-	-	-	-	-	-	-	-	-	-	-	-
Capital Expenditure Obligation By Contract	2													
Contract 1		-	-	-	-	-	-	-	-	-	-	-	-	-
Contract 2		-	-	-	-	-	-	-	-	-	-	-	-	-
Contract 3 etc		-	-	-	-	-	-	-	-	-	-	-	-	-
Total Capital Expenditure Implication		-	-	-	-	-	-	-	-	-	-	-	-	-
Total Parent Expenditure Implication		-	-	-	-	-	-	-	-	-	-	-	-	-

2.11 Capital expenditure details

The following three tables present details of the Council's capital expenditure programme, firstly on new assets, then the renewal of assets and finally on the repair and maintenance of assets.

Table SA 34a - Capital expenditure on new assets by asset class

WC013 Bergrivier - Supporting Table SA34a Capital expenditure on new assets by asset class

Description	Ref	2014/15	2015/16	2016/17	Current Year 2017/18			2018/19 Medium Term Revenue & Expenditure Framework		
		Audited Outcome	Audited Outcome	Audited Outcome	Original Budget	Adjusted Budget	Full Year Forecast	Budget Year 2018/19	Budget Year +1 2019/20	Budget Year +2 2020/21
R thousand	1									
Capital expenditure on new assets by Asset Class/Sub-class										
Infrastructure		6,846	15,967	10,475	2,285	2,938	2,938	2,090	9,297	6,040
Roads Infrastructure		914	1,476	1,027	100	100	100	500	550	30
Roads		914	1,476	1,027	100	100	100	500	550	30
Storm water Infrastructure		-	-	-	315	315	315	290	350	370
Storm water Conveyance		-	-	-	315	315	315	290	350	370
Electrical Infrastructure		2,292	2,434	1,480	-	325	325	440	30	40
MV Substations		-	-	-	-	-	-	410	-	-
LV Networks		2,292	2,434	1,480	-	325	325	30	30	40
Water Supply Infrastructure		1,424	8,262	4,704	120	-	-	400	7,767	1,000
Reservoirs		1,424	8,262	4,704	-	-	-	-	7,617	-
Bulk Mains		-	-	-	-	-	-	260	-	1,000
PRV Stations		-	-	-	120	-	-	140	150	-
Sanitation Infrastructure		1,717	3,329	1,835	50	47	47	110	150	650
Pump Station		-	-	-	50	47	47	60	100	250
Waste Water Treatment Works		1,717	3,329	1,835	-	-	-	50	50	400
Solid Waste Infrastructure		500	466	1,429	1,700	2,150	2,150	350	450	3,950
Waste Transfer Stations		-	373	-	-	750	750	250	250	250
Waste Processing Facilities		500	93	1,429	200	200	200	100	200	300
Waste Drop-off Points		-	-	-	-	-	-	-	-	3,400
Waste Separation Facilities		-	-	-	1,500	1,200	1,200	-	-	-
Community Assets		97	689	1,147	1,980	1,528	1,528	1,764	3,045	1,122
Community Facilities		48	603	998	1,870	1,470	1,470	1,514	2,445	415
Halls		-	-	-	-	-	-	40	45	50
Centres		-	-	-	1,000	1,000	1,000	1,000	2,000	-
Museums		-	-	96	-	-	-	-	-	-
Libraries		-	-	413	200	-	-	-	-	-
Cemeteries/Crematoria		-	462	350	670	470	470	200	150	65
Police		-	135	-	-	-	-	-	-	-
Parks		48	7	139	-	-	-	-	-	-
Public Ablution Facilities		-	-	-	-	-	-	250	250	300
Sport and Recreation Facilities		49	86	149	110	58	58	250	600	707
Indoor Facilities		-	36	110	10	8	8	-	50	50
Outdoor Facilities		49	50	39	100	50	50	250	550	657
Other assets		6,696	457	2,357	850	-	-	2,125	3,125	3,350
Operational Buildings		6,696	457	2,357	850	-	-	2,125	3,125	3,350
Municipal Offices		6,696	457	2,357	850	-	-	2,125	3,125	3,150
Stores		-	-	-	-	-	-	-	-	200
Intangible Assets		731	754	1,194	1,250	1,539	1,539	652	652	600
Licences and Rights		731	754	1,194	1,250	1,539	1,539	652	652	600
Computer Software and Applications		731	754	1,194	1,250	1,539	1,539	652	652	600
Computer Equipment		-	-	-	25	164	164	750	50	610
Computer Equipment		-	-	-	25	164	164	750	50	610
Furniture and Office Equipment		1,205	802	1,149	869	315	315	93	474	599
Furniture and Office Equipment		1,205	802	1,149	869	315	315	93	474	599
Machinery and Equipment		754	1,645	1,417	220	165	165	346	1,022	646
Machinery and Equipment		754	1,645	1,417	220	165	165	346	1,022	646
Transport Assets		2,062	455	2,457	505	2,383	2,383	3,310	5,420	5,240
Transport Assets		2,062	455	2,457	505	2,383	2,383	3,310	5,420	5,240
Total Capital Expenditure on new assets	1	18,391	20,769	20,196	7,984	9,032	9,032	11,129	23,085	18,207

Table SA34b - Capital expenditure on the renewal of existing assets by asset class

WC013 Bergrevier - Supporting Table SA34b Capital expenditure on the renewal of existing assets by asset class

Description	Ref	2014/15	2015/16	2016/17	Current Year 2017/18			2018/19 Medium Term Revenue & Expenditure Framework		
		Audited Outcome	Audited Outcome	Audited Outcome	Original Budget	Adjusted Budget	Full Year Forecast	Budget Year 2018/19	Budget Year +1 2019/20	Budget Year +2 2020/21
R thousand	1									
Capital expenditure on renewal of existing assets by Asset Class/Sub-class										
Infrastructure		15,021	7,243	3,466	1,610	4,339	4,339	9,514	6,043	8,855
Roads Infrastructure		1,843	1,622	1,446	50	42	42	50	50	50
Roads		1,843	1,622	1,446	50	42	42	50	50	50
Electrical Infrastructure		1,092	2,310	2,014	60	60	60	2,949	3,993	6,475
MV Substations		-	-	-	-	-	-	-	450	-
MV Switching Stations		-	-	-	-	-	-	30	40	50
MV Networks		-	-	-	-	-	-	50	60	80
LV Networks		1,092	2,310	2,014	60	60	60	2,869	3,443	6,345
Capital Spares		-	-	-	-	-	-	-	-	-
Water Supply Infrastructure		12,087	3,312	-	865	3,507	3,507	5,705	1,220	1,000
Boreholes		-	-	-	50	46	46	50	200	-
Reservoirs		12,087	3,312	-	-	-	-	-	-	-
Pump Stations		-	-	-	200	200	200	345	180	200
Bulk Mains		-	-	-	75	75	75	-	-	100
Distribution		-	-	-	300	2,946	2,946	5,010	440	250
Distribution Points		-	-	-	240	240	240	300	400	450
Sanitation Infrastructure		-	-	6	635	731	731	810	780	1,330
Pump Station		-	-	6	560	656	656	720	720	930
Reticulation		-	-	-	50	50	50	60	60	100
Waste Water Treatment Works		-	-	-	25	25	25	30	-	300
Community Assets		1,035	2,697	3,455	497	207	207	285	485	505
Community Facilities		65	382	100	285	-	-	92	15	255
Libraries		-	321	-	285	-	-	-	-	150
Cemeteries/Crematoria		-	48	-	-	-	-	80	-	80
Police		-	-	-	-	-	-	-	-	-
Parks		65	13	100	-	-	-	-	-	-
Public Open Space		-	-	-	-	-	-	12	15	25
Sport and Recreation Facilities		970	2,315	3,356	212	207	207	193	470	250
Indoor Facilities		-	-	143	100	170	170	100	300	250
Outdoor Facilities		970	2,315	3,213	112	37	37	93	170	-
Capital Spares		-	-	-	-	-	-	-	-	-
Investment properties		-	-	-	50	50	50	-	50	50
Revenue Generating		-	-	-	-	-	-	-	-	-
Non-revenue Generating		-	-	-	50	50	50	-	50	50
Improved Property		-	-	-	-	-	-	-	-	-
Unimproved Property		-	-	-	50	50	50	-	50	50
Other assets		20	181	463	30	26	26	50	30	50
Operational Buildings		20	181	463	30	26	26	50	30	50
Municipal Offices		20	181	463	30	26	26	50	30	50
Intangible Assets		305	450	844	-	-	-	-	-	-
Servitudes		-	-	-	-	-	-	-	-	-
Licences and Rights		305	450	844	-	-	-	-	-	-
Computer Software and Applications		305	450	844	-	-	-	-	-	-
Computer Equipment		-	-	-	200	209	209	360	250	280
Computer Equipment		-	-	-	200	209	209	360	250	280
Furniture and Office Equipment		284	498	331	434	284	284	220	324	490
Furniture and Office Equipment		284	498	331	434	284	284	220	324	490
Machinery and Equipment		12	25	40	307	435	435	-	180	900
Machinery and Equipment		12	25	40	307	435	435	-	180	900
Transport Assets		120	-	-	1,660	1,650	1,650	550	600	1,650
Transport Assets		120	-	-	1,660	1,650	1,650	550	600	1,650
Total Capital Expenditure on renewal of existing	1	16,798	11,093	8,599	4,788	7,200	7,200	10,979	7,962	12,780
Renewal of Existing Assets as % of total capex		0.0%	34.8%	29.9%	15.3%	21.0%	21.0%	24.0%	17.6%	25.2%
Renewal of Existing Assets as % of deprecn"		106.1%	63.3%	44.4%	24.1%	34.5%	34.5%	50.2%	34.5%	52.5%

Table SA34c - Repairs and maintenance expenditure by asset class

WC013 Bergrivier - Supporting Table SA34c Repairs and maintenance expenditure by asset class

Description	Ref	2014/15	2015/16	2016/17	Current Year 2017/18			2018/19 Medium Term Revenue & Expenditure Framework		
		Audited Outcome	Audited Outcome	Audited Outcome	Original Budget	Adjusted Budget	Full Year Forecast	Budget Year 2018/19	Budget Year +1 2019/20	Budget Year +2 2020/21
Repairs and maintenance expenditure by Asset Class/Sub-class	1	849	1,081	-	3,615	4,106	4,106	4,000	4,213	4,440
Infrastructure		849	1,081	-	3,615	4,106	4,106	4,000	4,213	4,440
Roads Infrastructure		23	30	-	100	550	550	548	577	609
Roads		23	30	-	100	550	550	548	577	609
Storm water Infrastructure		154	197	-	657	640	640	531	558	586
Drainage Collection		-	-	-	-	-	-	-	-	-
Storm water Conveyance		154	197	-	657	640	640	531	558	586
Attenuation		-	-	-	-	-	-	-	-	-
Electrical Infrastructure		486	619	-	2,068	2,029	2,029	2,004	2,111	2,225
LV Networks		486	619	-	2,068	2,029	2,029	2,004	2,111	2,225
Capital Spares		-	-	-	-	-	-	-	-	-
Water Supply Infrastructure		115	147	-	490	587	587	587	619	653
Distribution		115	147	-	490	587	587	587	619	653
Sanitation Infrastructure		70	90	-	300	300	300	300	316	333
Pump Station		-	-	-	-	-	-	-	-	-
Reticulation		70	90	-	300	300	300	300	316	333
Solid Waste Infrastructure		-	-	-	-	-	-	30	32	34
Landfill Sites		-	-	-	-	-	-	30	32	34
Community Assets		2,126	2,707	-	9,051	8,759	8,759	12,048	12,693	13,381
Community Facilities		1,464	1,865	-	6,234	6,104	6,104	9,679	10,198	10,754
Cemeteries/Crematoria		121	154	-	516	507	507	568	597	627
Police		-	-	-	-	-	-	-	-	-
Parks		-	-	-	-	-	-	-	-	-
Public Open Space		1,343	1,710	-	5,718	5,597	5,597	9,110	9,601	10,127
Sport and Recreation Facilities		662	843	-	2,818	2,655	2,655	2,369	2,495	2,627
Indoor Facilities		-	-	-	-	-	-	-	-	-
Outdoor Facilities		662	843	-	2,818	2,655	2,655	2,369	2,495	2,627
Capital Spares		-	-	-	-	-	-	-	-	-
Other assets		1,132	1,441	-	4,818	4,467	4,467	4,283	4,513	4,754
Operational Buildings		1,128	1,437	-	4,802	4,412	4,412	4,267	4,495	4,736
Municipal Offices		1,128	1,437	-	4,802	4,412	4,412	4,267	4,495	4,736
Housing		4	5	-	16	55	55	16	18	18
Staff Housing		-	-	-	-	-	-	-	-	-
Social Housing		4	5	-	16	55	55	16	18	18
Capital Spares		-	-	-	-	-	-	-	-	-
Computer Equipment		151	193	-	645	353	353	624	656	691
Computer Equipment		151	193	-	645	353	353	624	656	691
Furniture and Office Equipment		21	26	-	87	41	41	38	39	40
Furniture and Office Equipment		21	26	-	87	41	41	38	39	40
Machinery and Equipment		211	269	-	899	780	780	826	868	913
Machinery and Equipment		211	269	-	899	780	780	826	868	913
Transport Assets		569	725	-	2,425	2,614	2,614	2,522	2,658	2,803
Transport Assets		569	725	-	2,425	2,614	2,614	2,522	2,658	2,803
Total Repairs and Maintenance Expenditure	1	5,059	6,443	-	21,540	21,120	21,120	24,341	25,640	27,022
R&M as a % of PPE		1.6%	1.9%	0.0%	6.0%	6.0%	6.0%	6.9%	6.8%	6.8%
R&M as % Operating Expenditure		2.2%	2.5%	0.0%	6.6%	6.6%	6.6%	7.6%	7.6%	7.8%

Table SA34d Depreciation by asset class

WC013 Bergrievier - Supporting Table SA34d Depreciation by asset class

Description	Ref	2014/15	2015/16	2016/17	Current Year 2017/18			2018/19 Medium Term Revenue & Expenditure Framework		
		Audited Outcome	Audited Outcome	Audited Outcome	Original Budget	Adjusted Budget	Full Year Forecast	Budget Year 2018/19	Budget Year +1 2019/20	Budget Year +2 2020/21
R thousand	1									
Depreciation by Asset Class/Sub-class										
Infrastructure		10,020	10,748	12,192	12,309	13,513	13,513	14,188	14,956	15,777
Roads Infrastructure		2,374	2,278	2,497	2,662	1,774	1,774	1,862	1,963	2,071
Roads		2,374	2,278	2,497	2,662	1,774	1,774	1,814	1,912	2,017
Road Furniture		-	-	-	-	-	-	48	50	53
Storm water Infrastructure		-	-	-	67	345	345	362	382	403
Drainage Collection		-	-	-	-	-	-	94	99	104
Storm water Conveyance		-	-	-	67	345	345	268	283	299
Electrical Infrastructure		1,050	1,056	1,139	1,221	1,658	1,658	1,740	1,835	1,936
MV Substations		-	-	-	-	-	-	388	409	431
MV Switching Stations		-	-	-	-	-	-	29	31	33
MV Networks		-	-	-	-	-	-	544	573	605
LV Networks		1,050	1,056	1,139	1,221	1,658	1,658	779	822	867
Water Supply Infrastructure		1,442	1,541	2,442	1,751	3,284	3,284	3,448	3,634	3,833
Boreholes		-	-	-	-	-	-	84	88	93
Reservoirs		-	-	-	-	-	-	953	1,005	1,060
Pump Stations		-	-	-	-	-	-	244	257	271
Water Treatment Works		-	-	-	-	1,352	1,352	1,420	1,496	1,578
Distribution		1,442	1,541	2,442	1,751	1,932	1,932	744	784	827
Distribution Points		-	-	-	-	-	-	4	4	4
Sanitation Infrastructure		1,752	2,630	2,736	2,989	3,049	3,049	3,201	3,374	3,559
Pump Station		-	-	-	-	-	-	2,838	2,992	3,156
Reticulation		1,752	2,630	2,736	2,989	531	531	363	382	403
Solid Waste Infrastructure		3,402	3,244	3,377	3,619	3,404	3,404	3,574	3,768	3,975
Landfill Sites		65	59	75	-	-	-	3,074	3,240	3,418
Waste Transfer Stations		3,337	3,184	3,302	3,619	3,404	3,404	389	410	433
Waste Processing Facilities		-	-	-	-	-	-	34	36	38
Waste Drop-off Points		-	-	-	-	-	-	41	43	45
Waste Separation Facilities		-	-	-	-	-	-	37	39	41
Community Assets		1,047	1,068	1,242	1,039	1,648	1,648	1,731	1,823	1,923
Community Facilities		296	307	459	124	1,006	1,006	716	754	796
Halls		49	49	49	56	1,006	1,006	84	89	94
Centres		-	-	-	-	-	-	11	11	12
Clinics/Care Centres		18	16	16	18	-	-	16	17	18
Museums		44	44	47	50	-	-	51	54	57
Libraries		125	126	142	-	-	-	186	196	207
Cemeteries/Crematoria		32	44	168	-	-	-	148	156	165
Parks		27	28	37	-	-	-	-	-	-
Public Open Space		-	-	-	-	-	-	95	100	105
Public Ablution Facilities		-	-	-	-	-	-	31	32	34
Markets		-	-	-	-	-	-	94	99	104
Sport and Recreation Facilities		751	761	783	915	643	643	1,014	1,069	1,127
Indoor Facilities		457	465	485	-	-	-	22	23	24
Outdoor Facilities		294	296	298	915	643	643	992	1,046	1,103
Investment properties		-	-	-	-	1	1	1	2	2
Revenue Generating		-	-	-	-	1	1	1	2	2
Improved Property		-	-	-	-	1	1	-	-	-
Unimproved Property		-	-	-	-	-	-	1	2	2
Other assets		1,417	1,765	1,593	1,655	918	918	964	1,016	1,072
Operational Buildings		1,417	1,765	1,593	1,655	918	918	964	1,016	1,072
Municipal Offices		1,417	1,765	1,593	1,655	918	918	925	975	1,029
Yards		-	-	-	-	-	-	11	11	12
Stores		-	-	-	-	-	-	28	30	31
Intangible Assets		230	336	395	400	416	416	436	460	484
Licences and Rights		230	336	395	400	416	416	436	460	484
Computer Software and Applications		230	336	395	400	416	416	436	460	484
Computer Equipment		-	-	-	-	502	502	528	556	583
Computer Equipment		-	-	-	-	502	502	528	556	583
Furniture and Office Equipment		912	1,040	1,438	1,516	1,204	1,204	1,265	1,330	1,399
Furniture and Office Equipment		912	1,040	1,438	1,516	1,204	1,204	1,265	1,330	1,399
Machinery and Equipment		919	1,260	1,357	1,369	1,558	1,558	1,636	1,722	1,816
Machinery and Equipment		919	1,260	1,357	1,369	1,558	1,558	1,636	1,722	1,816
Transport Assets		1,280	1,297	1,156	1,470	1,088	1,088	1,142	1,206	1,273
Transport Assets		1,280	1,297	1,156	1,470	1,088	1,088	1,142	1,206	1,273
Land		-	-	-	144	-	-	-	-	-
Land		-	-	-	144	-	-	-	-	-
Total Depreciation	1	15,825	17,514	19,372	19,902	20,849	20,849	21,891	23,071	24,329

Table SA34e Capital expenditure on the upgrading of existing assets by asset class

WC013 Bergrivier - Supporting Table SA34e Capital expenditure on the upgrading of existing assets by asset class

Description	Ref	2014/15	2015/16	2016/17	Current Year 2017/18			2018/19 Medium Term Revenue & Expenditure Framework		
		Audited Outcome	Audited Outcome	Audited Outcome	Original Budget	Adjusted Budget	Full Year Forecast	Budget Year 2018/19	Budget Year +1 2019/20	Budget Year +2 2020/21
R thousand	1									
Capital expenditure on upgrading of existing assets by Asset Class/Sub-class										
Infrastructure		-	-	-	14,878	16,484	16,484	17,150	12,966	18,322
Roads Infrastructure		-	-	-	850	2,500	2,500	3,050	3,300	3,750
Roads		-	-	-	850	2,500	2,500	3,050	3,300	3,750
Storm water Infrastructure		-	-	-	35	35	35	35	35	35
Drainage Collection		-	-	-	-	-	-	-	-	-
Storm water Conveyance		-	-	-	35	35	35	35	35	35
Attenuation		-	-	-	-	-	-	-	-	-
Electrical Infrastructure		-	-	-	1,220	1,200	1,200	1,320	1,980	2,400
MV Switching Stations		-	-	-	-	-	-	70	-	-
MV Networks		-	-	-	600	1,080	1,080	600	750	900
LV Networks		-	-	-	620	120	120	650	1,230	1,500
Capital Spares		-	-	-	-	-	-	-	-	-
Water Supply Infrastructure		-	-	-	300	76	76	200	350	300
Distribution		-	-	-	300	76	76	200	350	300
Sanitation Infrastructure		-	-	-	12,073	12,273	12,273	11,845	6,901	11,837
Pump Station		-	-	-	-	-	-	-	-	-
Reticulation		-	-	-	-	-	-	2,689	4,401	11,837
Waste Water Treatment Works		-	-	-	12,073	12,273	12,273	9,156	2,500	-
Solid Waste Infrastructure		-	-	-	400	400	400	700	400	-
Waste Separation Facilities		-	-	-	400	400	400	700	400	-
Community Assets		-	-	-	1,920	1,495	1,495	6,406	735	365
Community Facilities		-	-	-	1,510	1,170	1,170	960	415	15
Testing Stations		-	-	-	1,500	1,000	1,000	350	-	-
Libraries		-	-	-	-	160	160	600	400	-
Public Open Space		-	-	-	10	10	10	10	15	15
Sport and Recreation Facilities		-	-	-	410	325	325	5,446	320	350
Indoor Facilities		-	-	-	410	325	325	320	200	200
Outdoor Facilities		-	-	-	-	-	-	5,126	120	150
Intangible Assets		-	-	-	-	-	-	-	400	-
Servitudes		-	-	-	-	-	-	-	-	-
Licences and Rights		-	-	-	-	-	-	-	400	-
Computer Software and Applications		-	-	-	-	-	-	-	400	-
Furniture and Office Equipment		-	-	-	1,650	-	-	-	-	-
Furniture and Office Equipment		-	-	-	1,650	-	-	-	-	-
Machinery and Equipment		-	-	-	-	-	-	-	-	1,000
Machinery and Equipment		-	-	-	-	-	-	-	-	1,000
Transport Assets		-	-	-	100	-	-	-	-	-
Transport Assets		-	-	-	100	-	-	-	-	-
Land		-	-	-	-	-	-	-	-	-
Land		-	-	-	-	-	-	-	-	-
Zoo's, Marine and Non-biological Animals		-	-	-	-	-	-	-	-	-
Zoo's, Marine and Non-biological Animals		-	-	-	-	-	-	-	-	-
Total Capital Expenditure on upgrading of existing a	1	-	-	-	18,548	17,979	17,979	23,556	14,101	19,687
Upgrading of Existing Assets as % of total capex		0.0%	0.0%	0.0%	59.2%	52.6%	52.6%	51.6%	31.2%	38.9%
Upgrading of Existing Assets as % of deprechn"		0.0%	0.0%	0.0%	93.2%	86.2%	86.2%	107.6%	61.1%	80.9%

Table SA35 - Future financial implications of the capital budget

WC013 Bergrivier - Supporting Table SA35 Future financial implications of the capital budget

Vote Description	Ref	2018/19 Medium Term Revenue & Expenditure Framework			Forecasts			
		Budget Year 2018/19	Budget Year +1 2019/20	Budget Year +2 2020/21	Forecast 2021/22	Forecast 2022/23	Forecast 2023/24	Present value
R thousand								
Capital expenditure	1							
Vote 1 - Municipal Manager		93	26	20				
Vote 2 - Finance		844	672	160				
Vote 3 - Corporate Services		2,138	2,820	1,645				
Vote 4 - Technical Services		34,380	37,425	43,202				
Vote 5 - Community Services		8,209	4,205	5,647				
Vote 6 - [NAME OF VOTE 6]		-	-	-				
Vote 7 - [NAME OF VOTE 7]		-	-	-				
Vote 8 - [NAME OF VOTE 8]		-	-	-				
Vote 9 - [NAME OF VOTE 9]		-	-	-				
Vote 10 - [NAME OF VOTE 10]		-	-	-				
Vote 11 - [NAME OF VOTE 11]		-	-	-				
Vote 12 - [NAME OF VOTE 12]		-	-	-				
Vote 13 - [NAME OF VOTE 13]		-	-	-				
Vote 14 - [NAME OF VOTE 14]		-	-	-				
Vote 15 - [NAME OF VOTE 15]		-	-	-				
<i>List entity summary if applicable</i>								
Total Capital Expenditure		45,664	45,148	50,674	-	-	-	-
Future operational costs by vote	2							
Vote 1 - Municipal Manager								
Vote 2 - Finance								
Vote 3 - Corporate Services								
Vote 4 - Technical Services								
Vote 5 - Community Services								
Vote 6 - [NAME OF VOTE 6]								
Vote 7 - [NAME OF VOTE 7]								
Vote 8 - [NAME OF VOTE 8]								
Vote 9 - [NAME OF VOTE 9]								
Vote 10 - [NAME OF VOTE 10]								
Vote 11 - [NAME OF VOTE 11]								
Vote 12 - [NAME OF VOTE 12]								
Vote 13 - [NAME OF VOTE 13]								
Vote 14 - [NAME OF VOTE 14]								
Vote 15 - [NAME OF VOTE 15]								
<i>List entity summary if applicable</i>								
Total future operational costs		-	-	-	-	-	-	-
Future revenue by source	3							
Property rates								
Service charges - electricity revenue								
Service charges - water revenue								
Service charges - sanitation revenue								
Service charges - refuse revenue								
Service charges - other								
Rental of facilities and equipment								
<i>List other revenues sources if applicable</i>								
<i>List entity summary if applicable</i>								
Total future revenue		-	-	-	-	-	-	-
Net Financial Implications		45,664	45,148	50,674	-	-	-	-

Table SA36 Detailed capital budget

WC013 Bergrivier - Supporting Table SA36 Detailed capital budget

Municipal Vote/Capital project	Ref	Program/Project description	Project number	IDP Goal code 2	Individually Approved (Yes/No)	Asset Class	Asset Sub-Class	GPS co-ordinates	Total Project Estimate	Prior year outcomes		2018/19 Medium Term Revenue & Expenditure Framework			Project information	
										Audited Outcome 2016/17	Current Year 2017/18 Full Year Forecast	Budget Year 2018/19	Budget Year +1 2019/20	Budget Year +2 2020/21	Ward location	New or renewal
Parent municipality:																
List all capital projects grouped by Municipal Vote																
Vote 1 - Municipal Manager		Diverse office furniture and equipment	WC013Y18G203-010-001	G2	Yes	Furniture and Office Equipment	Furniture and Office Equipment					50	10	10	Admin	Renewal
Vote 1 - Municipal Manager		Furniture and equipment - MM Office	WC013Y19G203-011-001	G2	Yes	Furniture and Office Equipment	Furniture and Office Equipment					6	6	10	Admin	New
Vote 1 - Municipal Manager		Furniture and equipment	WC013Y19G203-012-001	G2	Yes	Furniture and Office Equipment	Furniture and Office Equipment					8	10		Admin	New
Vote 1 - Municipal Manager		Computers (Replace) (under IT's budget)	WC013Y18G203-012-001	G2	Yes	Computer Equipment	Computer Equipment					-	-		Admin	Renewal
Vote 1 - Municipal Manager		Wykskomitee Projek - Wyk 3 (TV Skerm)	WC013Y19G203-012-002	G2	Yes	Furniture and Office Equipment	Furniture and Office Equipment					6	-	-	3	New
Vote 1 - Municipal Manager		Wykskomitee Projek - Wyk 4 (Braaplekke)	WC013Y19G203-012-003	G2	Yes	Community Facilities	Public Open Space					8	-	-	4	New
Vote 1 - Municipal Manager		Wykskomitee Projek - Wyk 6 (Speelparke)	WC013Y19G203-012-004	G2	Yes	Community Facilities	Public Open Space					6	-	-	6	New
Vote 1 - Municipal Manager		Wykskomitee Projek - Wyk 6 (Ingang by Noordhoek)	WC013Y19G203-012-005	G2	Yes	Community Facilities	Public Open Space					10	-	-	6	New
Vote 3 - Corporate Services		Regional Socio Projects (RSEP Funding)	WC013Y18G203-031-001	G2	Yes	Community Facilities	Centres					1,000	2,000		Whole	New
Vote 4 - Technical Services		Furniture & Equipment - Building Control	WC013Y18G501-032-001	G5	Yes	Furniture and Office Equipment	Furniture and Office Equipment					8	8			1-7
Vote 4 - Technical Services		Furniture & Equipment - Project Management	WC013Y18G203-035-001	G2	Yes	Furniture and Office Equipment	Furniture and Office Equipment					-	-	-		1-7
Vote 2 - Finance		Furniture & Equipment - Finance	WC013Y18G101-061-001	G1	Yes	Furniture and Office Equipment	Furniture and Office Equipment					32	20	20	Admin	Renewal
Vote 2 - Finance		Vehicle	WC013Y19G101-061-006	G1	Yes	Transport Assets	Transport Assets					160		140	Admin	New
Vote 2 - Finance		GIS STELSEL	WC013Y18G101-061-002	G1	Yes	Licences and Rights	Computer Software and Applications								Admin	New
Vote 2 - Finance		MSCOA System Implementation	WC013Y18G101-061-004	G1	Yes	Licences and Rights	Computer Software and Applications								Admin	New
Vote 2 - Finance		Vesta - Phoenix (CR)	WC013Y18G101-061-005	G1	Yes	Licences and Rights	Computer Software and Applications								Admin	New
Vote 2 - Finance		Vesta - Phoenix	WC013Y18G101-061-003	G1	Yes	Licences and Rights	Computer Software and Applications					652	652		Admin	New
Vote 3 - Corporate Services		Furniture & Equipment - Human Resources	WC013Y20G102-071-001	G1	Yes	Furniture and Office Equipment	Furniture and Office Equipment					30	-		Admin	Renewal
Vote 3 - Corporate Services		Electronic Filing System	WC013Y19G102-071-001	G1	Yes	Furniture and Office Equipment	Furniture and Office Equipment					-	150	150	Admin	New
Vote 3 - Corporate Services		Time and Attendance System (PAYDAY)	WC013Y20G102-071-002	G1	Yes	Licences and Rights	Computer Software and Applications					-	-	600	Admin	New
Vote 3 - Corporate Services		Replacement of computers (hendrik 3 + Alletta+deon+cavin)	WC013Y18G102-081-001	G1	Yes	Computer Equipment	Computer Equipment					340	250	250	Admin	Renewal
Vote 3 - Corporate Services		IT System Upgrade (Findings of SITA report : Disaster Recovery, Enhance/Upgrade IMS, Upgrading of Anti-Virus)previously MSIG	WC013Y18G102-081-001	G1	Yes	Computer Equipment	Computer Equipment					500	-	500	Admin	New
Vote 3 - Corporate Services		IT Equipment (moved from Resorts & Traffic)	WC013Y20G102-081-001	G1	Yes	Computer Equipment	Computer Equipment					-	50	110	Admin	New
Vote 3 - Corporate Services		Installation of fire suppression system in archives and server room	WC013Y19G102-081-002	G1	Yes	Computer Equipment	Computer Equipment					250			Admin	New
Vote 4 - Technical Services		Furniture & Equipment - Council Property	WC013Y18G501-091-001	G5	Yes	Furniture and Office Equipment	Furniture and Office Equipment					4	4	4	1-7	
Vote 4 - Technical Services		Tools	WC013Y18G501-091-002	G5	Yes	Machinery and Equipment	Machinery and Equipment					8	8	10	1-7	
Vote 4 - Technical Services		Air conditioners - offices	WC013Y18G501-091-003	G5	Yes	Operational Buildings	Municipal Offices					30	30	30	50-17	
Vote 4 - Technical Services		Replace fence - commonage	WC013Y18G501-091-004	G5	Yes	Non-revenue Generating	Unimproved Property					-	50	50	1,2	
Vote 4 - Technical Services		Security of municipal buildings	WC013Y18G501-091-005	G5	Yes	Operational Buildings	Municipal Offices					125	125	150	1-7	
Vote 4 - Technical Services		Municipal Buildings (including Architectural)	WC013Y18G501-091-006	G5	Yes	Operational Buildings	Municipal Offices					2,000	3,000	3,000	1-7	
Vote 4 - Technical Services		Public Amenities	WC013Y19G501-091-001	G5	Yes	Community Facilities	Public Ablution Facilities					250	250	300	Whole	
Vote 3 - Corporate Services		Furniture & Equipment - Corporate Services	WC013Y18G101-101-001	G1	Yes	Furniture and Office Equipment	Furniture and Office Equipment					8	10	10	Admin	Renewal
Vote 3 - Corporate Services		Sedan Vehicle	WC013Y20G102-101-001	G1	Yes	Transport Assets	Transport Assets					-	190		Admin	New
Vote 3 - Corporate Services		Recording equipment for committee room	WC013Y20G102-101-002	G1	Yes	Furniture and Office Equipment	Furniture and Office Equipment					-	160			New
Vote 3 - Corporate Services		Furniture and equipment - Director Corporate Services	WC013Y19G102-104-001	G1	Yes	Furniture and Office Equipment	Furniture and Office Equipment					10	10	35		New
Vote 4 - Technical Services		Refuse collection point (RHDKB/EK)	WC013Y19G203-171-001	G2	Yes	Solid Waste Infrastructure	Waste Drop-off Points					-	-	1,900	5,6	
Vote 4 - Technical Services		Recycling Building	WC013Y21G203-171-002	G2	Yes	Solid Waste Infrastructure	Waste Drop-off Points					-	-	1,500		New
Vote 4 - Technical Services		Furniture & Equipment - Refuse Removal	WC013Y18G203-171-001	G2	Yes	Machinery and Equipment	Machinery and Equipment					6	6	6	1-7	
Vote 4 - Technical Services		Tools	WC013Y18G203-171-002	G2	Yes	Machinery and Equipment	Machinery and Equipment					6	6	6	1-7	
Vote 4 - Technical Services		Refuse carts	WC013Y18G203-171-003	G2	Yes	Machinery and Equipment	Machinery and Equipment					10	14	16	1-7	
Vote 4 - Technical Services		Refuse Bins and stands	WC013Y18G203-171-004	G2	Yes	Furniture and Office Equipment	Furniture and Office Equipment					30	30	40	1-7	
Vote 4 - Technical Services		Establish composting facility (VDPB)	WC013Y18G203-171-005	G2	Yes	Solid Waste Infrastructure	Waste Processing Facilities					100	200	300	3-7	
Vote 4 - Technical Services		Enlarge recycling building (VDPB)	WC013Y18G203-171-006	G2	Yes	Solid Waste Infrastructure	Waste Separation Facilities					700	400		3-7	
Vote 4 - Technical Services		Replace CBY 1509	WC013Y18G203-171-007	G2	Yes	Transport Assets	Transport Assets					-	-		3,4	
Vote 4 - Technical Services		Weighbridge (VD,PV)	WC013Y18G203-171-008	G2	Yes	Solid Waste Infrastructure	Waste Transfer Stations					-	-		1,2,6,7	
Vote 4 - Technical Services		Hew inningsaanleg	WC013Y18G203-171-009	G2	Yes	Solid Waste Infrastructure	Waste Separation Facilities					-	-		3,4	
Vote 4 - Technical Services		Refuse compactor	WC013Y20G203-171-001	G2	Yes	Transport Assets	Transport Assets					-	-		1-7	
Vote 4 - Technical Services		Fence at Transfer Station	WC013Y19G203-171-002	G2	Yes	Solid Waste Infrastructure	Waste Transfer Stations					250	250	250	6,7	
Vote 5 - Community Services		Replacement of photocopies	WC013Y19G403-201-001	G4	Yes	Furniture and Office Equipment	Furniture and Office Equipment					100	100	150	Whole	
Vote 5 - Community Services		Shelves/Tables/Office furniture for libraries	WC013Y20G403-201-001	G4	Yes	Furniture and Office Equipment	Furniture and Office Equipment					20	100	150	Whole	
Vote 5 - Community Services		Airconditioners	WC013Y19G403-201-002	G4	Yes	Community Facilities	Libraries					-	-	150	Whole	
Vote 5 - Community Services		Book Detection System	WC013Y19G403-201-003	G4	Yes	Furniture and Office Equipment	Furniture and Office Equipment					-	-	250		
Vote 5 - Community Services		Upgrading of Noordhoek Library	WC013Y19G403-201-004	G4	Yes	Community Facilities	Libraries					600	400			
Vote 5 - Community Services		Paving Community Hall	WC013Y19G401-221-001	G4	Yes	Community Facilities	Halls					30	35	35	2	
Vote 5 - Community Services		Cutlery (Community hall)	WC013Y19G401-221-002	G4	Yes	Community Facilities	Halls					10	10	15	1-7	
Vote 5 - Community Services		Furniture & Equipment Community Hall	WC013Y18G401-221-001	G4	Yes	Furniture and Office Equipment	Furniture and Office Equipment					30	20	30	1-7	
Vote 5 - Community Services		Gravel access roads - cemetery	WC013Y19G401-231-001	G4	Yes	Community Facilities	Cemeteries/Crematoria					80		80	1,2	
Vote 5 - Community Services		Upgrade entrance and parking	WC013Y19G401-231-002	G4	Yes	Community Facilities	Cemeteries/Crematoria					-	50	65	1,2	
Vote 5 - Community Services		Furniture & Equipment - Cemeteries	WC013Y18G401-231-001	G4	Yes	Furniture and Office Equipment	Furniture and Office Equipment					5	8	10	1-7	
Vote 5 - Community Services		Tools	WC013Y18G401-231-002	G4	Yes	Machinery and Equipment	Machinery and Equipment					10	10	10	1-7	
Vote 5 - Community Services		Toilets and store	WC013Y18G401-231-003	G4	Yes	Community Facilities	Cemeteries/Crematoria					-	-		3,4	
Vote 5 - Community Services		Fence new cemetery : Porterville	WC013Y18G401-231-004	G4	Yes	Community Facilities	Cemeteries/Crematoria					-	-		1,2	
Vote 5 - Community Services		Expansion of cemetery	WC013Y18G401-231-005	G4	Yes	Community Facilities	Cemeteries/Crematoria					-	-		3,4	
Vote 5 - Community Services		Fence - New cemetery	WC013Y18G401-231-006	G4	Yes	Community Facilities	Cemeteries/Crematoria					200	100		1,2	
Vote 4 - Technical Services		Replace rising mains in pump stations	WC013Y18G203-291-001	G2	Yes	Sanitation Infrastructure	Pump Station					150	200	200	6,7	
Vote 4 - Technical Services		Fencing Sewer Pump Stations	WC013Y19G203-291-001	G2	Yes	Sanitation Infrastructure	Pump Station					60	100	200	6,7	
Vote 4 - Technical Services		New Vacuum Tanker Truck	WC013Y21G203-291-001	G2	Yes	Transport Assets	Transport Assets					-	-		1,000	
Vote 4 - Technical Services		Furniture & Equipment - Sewerage	WC013Y18G203-291-002	G2	Yes	Machinery and Equipment	Machinery and Equipment					8	8	8	1-7	
Vote 4 - Technical Services		Tools	WC013Y18G203-291-003	G2	Yes	Machinery and Equipment	Machinery and Equipment					10	15	20	1-7	

Vote 4 - Technical Services	Sewer Renewals	WC013Y18G203-291-004	G2	Yes	Sanitation Infrastructure	Reticulation					60	60	100	1.7	Renewal
Vote 4 - Technical Services	Telemetry	WC013Y18G203-291-005	G2	Yes	Sanitation Infrastructure	Pump Station					120	130	130	1.7	Renewal
Vote 4 - Technical Services	Switchgear and pumps	WC013Y18G203-291-006	G2	Yes	Sanitation Infrastructure	Pump Station					120	200	200	6.7	Renewal
Vote 4 - Technical Services	Telemetry at pump stations	WC013Y18G203-291-007	G2	Yes	Sanitation Infrastructure	Pump Station					150	150	150	6.7	Renewal
Vote 4 - Technical Services	Sewerage stand by pumps	WC013Y18G203-291-008	G2	Yes	Sanitation Infrastructure	Pump Station					180	40	250	6.7	Renewal
Vote 4 - Technical Services	PV Pumpline	WC013Y18G203-291-002	G2	Yes	Sanitation Infrastructure	Reticulation					2,689	1,847	11,637		1 Upgrade
Vote 4 - Technical Services	VD Pumpline	WC013Y20G203-291-001	G2	Yes	Sanitation Infrastructure	Reticulation						2,554			6 Upgrade
Vote 4 - Technical Services	Security at WWTW	WC013Y18G203-292-001	G2	Yes	Sanitation Infrastructure	Waste Water Treatment Works					50	50		6.7	New
Vote 4 - Technical Services	Chlorine Contact Channels	WC013Y18G203-292-001	G2	Yes	Sanitation Infrastructure	Waste Water Treatment Works							400	3.4	New
Vote 4 - Technical Services	Roof at Inlet Works (Green Drop requirements)	WC013Y18G203-292-002	G2	Yes	Sanitation Infrastructure	Waste Water Treatment Works					30		300	6.7	Renewal
Vote 4 - Technical Services	Chlorine dosing pump	WC013Y18G203-292-001	G2	Yes	Sanitation Infrastructure	Waste Water Treatment Works								3.4	Renewal
Vote 4 - Technical Services	Basket screens for pumpstations	WC013Y18G203-292-002	G2	Yes	Sanitation Infrastructure	Pump Station					-	-		6.7	New
Vote 4 - Technical Services	Refurbishment and upgrade of WWTW	WC013Y18G203-292-003	G2	Yes	Sanitation Infrastructure	Waste Water Treatment Works					9,156			1.2	Upgrade
Vote 4 - Technical Services	Refurbishment and upgrade of WWTW (own funding)	WC013Y18G203-292-004	G2	Yes	Sanitation Infrastructure	Waste Water Treatment Works						2,500		1.2	Upgrade
Vote 4 - Technical Services	Furniture & Equipment - Stormwater Management	WC013Y18G203-301-001	G2	Yes	Machinery and Equipment	Machinery and Equipment					5	5	5	1-7	Renewal
Vote 4 - Technical Services	Low water bridge: Park Street	WC013Y18G203-301-002	G2	Yes	Community Facilities	Public Open Space					10	15	15	1	Upgrade
Vote 4 - Technical Services	Stabilise "Wintervoor" (Flood prevention)	WC013Y18G203-301-003	G2	Yes	Storm water Infrastructure	Storm water Conveyance					35	35	35	2	Upgrade
Vote 4 - Technical Services	Construction of storm water channels at low cost houses	WC013Y18G203-301-004	G2	Yes	Storm water Infrastructure	Storm water Conveyance					230	290	290	4	New
Vote 5 - Community Services	Furniture & Equipment - Housing	WC013Y18G301-341-001	G5	Yes	Furniture and Office Equipment	Furniture and Office Equipment					8	8		1-7	New
Vote 5 - Community Services	Bicycles	WC013Y20G402-371-001	G4	Yes	Transport Assets	Transport Assets					-	30			New
Vote 5 - Community Services	Road marking machines	WC013Y20G402-371-002	G4	Yes	Machinery and Equipment	Machinery and Equipment						60			New
Vote 5 - Community Services	Roadworthy Equipment	WC013Y21G402-371-002	G4	Yes	Machinery and Equipment	Machinery and Equipment							1,000		Upgrade
Vote 5 - Community Services	Pool Vehicle	WC013Y21G402-371-001	G4	Yes	Transport Assets	Transport Assets							350		New
Vote 5 - Community Services	Motor Cycles	WC013Y20G402-371-003	G4	Yes	Transport Assets	Transport Assets						300	400		New
Vote 5 - Community Services	Vehicle Equipment	WC013Y20G402-371-004	G4	Yes	Machinery and Equipment	Machinery and Equipment					15				New
Vote 5 - Community Services	Airconditioners	WC013Y19G402-371-004	G4	Yes	Operational Buildings	Municipal Offices					20				Renewal
Vote 5 - Community Services	Trailer for animals	WC013Y18G402-371-001	G4	Yes	Transport Assets	Transport Assets									New
Vote 5 - Community Services	Driver's Licence Test Yard at Pikelberg	WC013Y18G402-371-002	G4	Yes	Community Facilities	Testing Stations					350			Whole	3 Upgrade
Vote 5 - Community Services	New Traffic Vehicles	WC013Y18G402-371-003	G4	Yes	Transport Assets	Transport Assets					250	450	500	Whole	New
Vote 5 - Community Services	Furniture & Equipment - Traffic Department	WC013Y19G402-371-003	G4	Yes	Furniture and Office Equipment	Furniture and Office Equipment					8	30	30	Whole	Renewal
Vote 5 - Community Services	Vehicles: Law Enforcement	WC013Y18G402-371-004	G4	Yes	Transport Assets	Transport Assets								Whole	New
Vote 5 - Community Services	Cycles: Law Enforcement	WC013Y18G402-371-005	G4	Yes	Transport Assets	Transport Assets								Whole	New
Vote 5 - Community Services	Fire fighting equipment	WC013Y18G402-381-001	G4	Yes	Machinery and Equipment	Machinery and Equipment					30	50	60	Whole	New
Vote 5 - Community Services	Rebuilding of fire fighting vehicles	WC013Y18G402-381-002	G4	Yes	Transport Assets	Transport Assets					100			Whole	Upgrade
Vote 5 - Community Services	Radio network for Disaster Management & Traffic Services	WC013Y18G402-381-003	G4	Yes	Machinery and Equipment	Machinery and Equipment					50	25	30	Whole	New
Vote 5 - Community Services	Furniture & Equipment - Fire	WC013Y19G402-381-001	G4	Yes	Furniture and Office Equipment	Furniture and Office Equipment					8		50	Whole	Renewal
Vote 5 - Community Services	Computer Equipment & Printers	WC013Y19G402-381-002	G4	Yes	Computer Equipment	Computer Equipment					20		30	Whole	Renewal
Vote 5 - Community Services	Replacement of Fire Fighting Pump	WC013Y20G402-381-002	G4	Yes	Machinery and Equipment	Machinery and Equipment						200		Whole	Renewal
Vote 5 - Community Services	Air Compressors	WC013Y20G402-381-003	G4	Yes	Machinery and Equipment	Machinery and Equipment						150		Whole	New
Vote 5 - Community Services	Facilities for fire fighting equipment	WC013Y21G402-381-001	G4	Yes	Operational Buildings	Stores							200		New
Vote 5 - Community Services	Furniture & Equipment - Community Parks	WC013Y18G401-431-001	G4	Yes	Furniture and Office Equipment	Furniture and Office Equipment					4	4	10	1-7	Renewal
Vote 5 - Community Services	Cement benches - open spaces	WC013Y18G401-431-002	G4	Yes	Community Facilities	Public Open Space					12	15	25	1-7	Renewal
Vote 5 - Community Services	Lawn mowers	WC013Y18G401-431-003	G4	Yes	Machinery and Equipment	Machinery and Equipment					50	100	100	1-7	Renewal
Vote 5 - Community Services	Furniture & Equipment - Community Services	WC013Y18G401-432-001	G4	Yes	Furniture and Office Equipment	Furniture and Office Equipment								Whole	New
Vote 5 - Community Services	IT Equipment for Sport Officer	WC013Y18G401-432-002	G4	Yes	Computer Equipment	Computer Equipment								Whole	New
Vote 5 - Community Services	Furniture & Equipment - Sport Facilities and Swimming	WC013Y18G401-432-003	G4	Yes	Furniture and Office Equipment	Furniture and Office Equipment					5	5		1-7	New
Vote 5 - Community Services	Irrigation rising main to EHB Goldsmit	WC013Y18G401-432-004	G4	Yes	Sport and Recreation Facilities	Outdoor Facilities					250	250		Whole	New
Vote 5 - Community Services	Sport Equipment	WC013Y18G401-432-005	G4	Yes	Sport and Recreation Facilities	Outdoor Facilities					10	30			3 Renewal
Vote 5 - Community Services	Borehole for irrigation	WC013Y18G401-432-006	G4	Yes	Sport and Recreation Facilities	Outdoor Facilities						300			6 New
Vote 5 - Community Services	Tools	WC013Y18G401-432-007	G4	Yes	Machinery and Equipment	Machinery and Equipment					20	30		1-7	Renewal
Vote 5 - Community Services	MIG Ringfenced projects (sport)	WC013Y19G401-432-001	G4	Yes	Sport and Recreation Facilities	Outdoor Facilities					4,709				Upgrade
Vote 4 - Technical Services	Upgrade Sport Fields	WC013Y19G401-432-002	G4	Yes	Sport and Recreation Facilities	Outdoor Facilities							657	1-7	Upgrade
Vote 5 - Community Services	Swimming Pool Renewals	WC013Y19G401-433-001	G4	Yes	Sport and Recreation Facilities	Outdoor Facilities					15			Whole	Renewal
Vote 5 - Community Services	Replace pumps at swimming pools	WC013Y19G401-433-002	G4	Yes	Sport and Recreation Facilities	Outdoor Facilities					18	40		Whole	Renewal
Vote 5 - Community Services	Swimming Pool Repairs (Acacia)	WC013Y18G401-433-001	G4	Yes	Sport and Recreation Facilities	Outdoor Facilities					50	100		3.4	Renewal
Vote 5 - Community Services	Marketing Material (Gazabo's)	WC013Y20G401-435-003	G4	Yes	Furniture and Office Equipment	Furniture and Office Equipment						30	50		New
Vote 5 - Community Services	Sound System for Beach Resorts	WC013Y19G401-435-001	G4	Yes	Furniture and Office Equipment	Furniture and Office Equipment						15	30	6.7	New
Vote 5 - Community Services	Paving at ablution facilities at Beach Resorts	WC013Y19G401-435-003	G4	Yes	Sport and Recreation Facilities	Outdoor Facilities					10			6.7	Upgrade
Vote 5 - Community Services	Tools and Equipment	WC013Y18G401-435-001	G4	Yes	Machinery and Equipment	Machinery and Equipment								Whole	Renewal
Vote 5 - Community Services	Recreational Equipment (Games)	WC013Y18G401-435-002	G4	Yes	Sport and Recreation Facilities	Indoor Facilities						50	50	6.7	New
Vote 5 - Community Services	Tools and Equipment	WC013Y18G401-435-003	G4	Yes	Machinery and Equipment	Machinery and Equipment					30	30	30	Whole	Renewal
Vote 5 - Community Services	Furniture & Equipment - Holiday Resorts	WC013Y18G401-435-004	G4	Yes	Sport and Recreation Facilities	Indoor Facilities					100	300	250	6.7	Renewal
Vote 5 - Community Services	Replace Cupboards of chalets at Beach Resorts	WC013Y18G401-435-005	G4	Yes	Sport and Recreation Facilities	Indoor Facilities					50	50		6.7	Upgrade
Vote 5 - Community Services	Extend Laundry room at Slywelyne Beach Resort	WC013Y18G401-435-006	G4	Yes	Sport and Recreation Facilities	Indoor Facilities									7 Upgrade
Vote 5 - Community Services	Upgrading of ablution blocks at resorts	WC013Y18G401-435-007	G4	Yes	Sport and Recreation Facilities	Indoor Facilities					270	150	200	6.7	Upgrade
Vote 5 - Community Services	Vehicles (LDV)	WC013Y19G401-435-004	G4	Yes	Transport Assets	Transport Assets					330	400	450	Whole	Renewal
Vote 5 - Community Services	Reservations System	WC013Y20G401-435-001	G4	Yes	Licences and Rights	Computer Software and Applications								Whole	Upgrade
Vote 5 - Community Services	Full Height Double Turnstile	WC013Y20G401-435-002	G4	Yes	Sport and Recreation Facilities	Outdoor Facilities						120	150		6 Upgrade
Vote 5 - Community Services	Pelikaan Beach Resort Development	WC013Y18G203-435-001	G2	Yes	Sport and Recreation Facilities	Outdoor Facilities					407			Whole	New
Vote 5 - Community Services	Furniture & Equipment - Resort Halls	WC013Y18G203-435-001	G2	Yes	Furniture and Office Equipment	Furniture and Office Equipment					25	50	50	Whole	Upgrade
Vote 5 - Community Services	Scanner - IT Equipment	WC013Y20G203-435-003	G2	Yes	Furniture and Office Equipment	Furniture and Office Equipment								Whole	New
Vote 4 - Technical Services	Furniture & Equipment - Water	WC013Y18G203-511-001	G2	Yes	Machinery and Equipment	Machinery and Equipment						10	10	1-7	Renewal
Vote 4 - Technical Services	Replace Mains from Source	WC013Y21G203-511-002	G2	Yes	Water Supply Infrastructure	Bulk Mains							100		Renewal
Vote 4 - Technical Services	Ground Water Investigations (VD)	WC013Y19G203-511-002	G2	Yes	Water Supply Infrastructure	Bulk Mains					250		1,000		New
Vote 4 - Technical Services	Tools	WC013Y18G203-511-002	G2	Yes	Machinery and Equipment	Machinery and Equipment									Renewal
Vote 4 - Technical Services	Water Renewals	WC013Y18G203-511-003	G2	Yes	Water Supply Infrastructure	Distribution						25	25	1-7	Renewal
Vote 4 - Technical Services	Water conservation demand management intervention	WC013Y18G203-511-004	G2	Yes	Water Supply Infrastructure	Distribution					4,910	100	150	1-7	Renewal
Vote 4 - Technical Services	Water conservation demand management intervention	WC013Y18G203-511-012	G2	Yes	Water Supply Infrastructure	Distribution								1-7	Renewal
Vote 4 - Technical Services	Replace asbestos pipes and valves	WC013Y18G203-511-005	G2	Yes	Water Supply Infrastructure	Distribution						150		1-7	Upgrade
Vote 4 - Technical Services	Replace water meters	WC013Y18G203-511-006	G2	Yes	Water Supply Infrastructure	Distribution Points					150	180	200	1-7	Renewal

Vote 4 - Technical Services	Replace redundant meters	WC013Y18GZ03-511-007	G2	Yes	Water Supply Infrastructure	Distribution Points				150	220	250	3,4	Renewal
Vote 4 - Technical Services	Pressure valve (Renew)	WC013Y18GZ03-511-008	G2	Yes	Water Supply Infrastructure	PRV Stations				140	150	170	3,4	New
Vote 4 - Technical Services	Data logger - Riemsmaak	WC013Y18GZ03-511-009	G2	Yes	Water Supply Infrastructure	Distribution				-	170	200	1,7	Renewal
Vote 4 - Technical Services	Pumps (standby)	WC013Y18GZ03-511-010	G2	Yes	Water Supply Infrastructure	Pump Stations				220	180	200	1,7	Renewal
Vote 4 - Technical Services	Pyp Vervangingsprogram	WC013Y18GZ03-511-011	G2	Yes	Water Supply Infrastructure	Distribution				200	200	300	1,7	Upgrade
Vote 4 - Technical Services	Standby booster pump	WC013Y18GZ03-511-001	G2	Yes	Water Supply Infrastructure	Pump Stations				125			1,2	Renewal
Vote 4 - Technical Services	Augmentation	WC013Y18GZ03-511-003	G2	Yes	Water Supply Infrastructure	Bulk Mains				10			3-7	New
Vote 4 - Technical Services	Telemetry - Water	WC013Y18GZ03-511-013	G2	Yes	Water Supply Infrastructure	Distribution				100	100	-	1-7	Renewal
Vote 4 - Technical Services	Build New Reservoir (Pikéberg)	WC013Y20GZ03-551-001	G2	Yes	Water Supply Infrastructure	Reservoirs					7,611		3,4	New
Vote 4 - Technical Services	Purchase new borehole pumps	WC013Y18GZ03-512-001	G2	Yes	Water Supply Infrastructure	Boreholes				50	50	-	6	Renewal
Vote 4 - Technical Services	Water meter at source	WC013Y18GZ03-512-002	G2	Yes	Water Supply Infrastructure	Bulk Mains				-	-	-	1-7	Renewal
Vote 4 - Technical Services	Refurbish boreholes (Roogaat)	WC013Y20GZ03-551-001	G2	Yes	Water Supply Infrastructure	Boreholes				-	150	-	6	Renewal
Vote 4 - Technical Services	Walk Behind Roller	WC013Y18GZ03-551-003	G2	Yes	Machinery and Equipment	Machinery and Equipment				-	180		1,2	Renewal
Vote 4 - Technical Services	Digger	WC013Y18GZ03-551-004	G2	Yes	Machinery and Equipment	Machinery and Equipment				50			900	1,2
Vote 4 - Technical Services	Tracking Devices	WC013Y18GZ03-551-001	G2	Yes	Transport Assets	Transport Assets				-			50	1-7
Vote 4 - Technical Services	Chemical sprayer mounted on LDV	WC013Y20GZ03-551-001	G2	Yes	Machinery and Equipment	Machinery and Equipment				-	100		100	6,7
Vote 4 - Technical Services	Construction/Design of roads	WC013Y18GZ03-551-001	G2	Yes	Roads Infrastructure	Roads				175	200	300	5	Upgrade
Vote 4 - Technical Services	Construction/Design of roads	WC013Y19GZ03-551-002	G2	Yes	Roads Infrastructure	Roads				175	200	300	5	Upgrade
Vote 4 - Technical Services	Furniture & Equipment - Roads	WC013Y18GZ03-551-002	G2	Yes	Furniture and Office Equipment	Furniture and Office Equipment				8	10	10	1-7	New
Vote 4 - Technical Services	Radios	WC013Y18GZ03-551-003	G2	Yes	Machinery and Equipment	Machinery and Equipment				20	30	30	3,4	Renewal
Vote 4 - Technical Services	Cement ditches in Aurora	WC013Y18GZ03-551-004	G2	Yes	Storm water Infrastructure	Storm water Conveyance				60	60		5	New
Vote 4 - Technical Services	Street name curb stones	WC013Y18GZ03-551-005	G2	Yes	Roads Infrastructure	Roads				50	50		1,7	Renewal
Vote 4 - Technical Services	Traffic calming measures (Speed bumps) Bring Traffic	WC013Y18GZ03-551-006	G2	Yes	Roads Infrastructure	Roads				200	250	30	1,7	New
Vote 4 - Technical Services	Toots	WC013Y18GZ03-551-007	G2	Yes	Machinery and Equipment	Machinery and Equipment				60	80	100	1,7	Renewal
Vote 4 - Technical Services	Harden pavements (Wyk 3 & 4)	WC013Y18GZ03-551-008	G2	Yes	Roads Infrastructure	Roads				200	200	200	3,4	Upgrade
Vote 4 - Technical Services	Construction of roads: RDP Houses	WC013Y18GZ03-551-009	G2	Yes	Roads Infrastructure	Roads				350	300	300	4,6	Upgrade
Vote 4 - Technical Services	Pave sidewalks (PV - 150 & VD - 200)	WC013Y18GZ03-551-010	G2	Yes	Roads Infrastructure	Roads				350	400	450	1,2,6,7	Upgrade
Vote 4 - Technical Services	Voertuigveranging	WC013Y18GZ03-551-011	G2	Yes	Transport Assets	Transport Assets				1,870	1,750	2,450	1-7	Renewal
Vote 4 - Technical Services	Reseal/Construction of streets	WC013Y18GZ03-551-012	G2	Yes	Roads Infrastructure	Roads				-	2,000	2,200	1-7	Upgrade
Vote 4 - Technical Services	Reseal/Construction of streets	WC013Y19GZ03-551-013	G2	Yes	Roads Infrastructure	Roads				150			1	Upgrade
Vote 4 - Technical Services	Reseal/Construction of streets	WC013Y19GZ03-551-014	G2	Yes	Roads Infrastructure	Roads				150			2	Upgrade
Vote 4 - Technical Services	Reseal/Construction of streets	WC013Y19GZ03-551-015	G2	Yes	Roads Infrastructure	Roads				300			3	Upgrade
Vote 4 - Technical Services	Reseal/Construction of streets	WC013Y19GZ03-551-016	G2	Yes	Roads Infrastructure	Roads				300			4	Upgrade
Vote 4 - Technical Services	Reseal/Construction of streets	WC013Y19GZ03-551-017	G2	Yes	Roads Infrastructure	Roads				100			5	Upgrade
Vote 4 - Technical Services	Reseal/Construction of streets	WC013Y19GZ03-551-018	G2	Yes	Roads Infrastructure	Roads				600			6	Upgrade
Vote 4 - Technical Services	Reseal/Construction of streets	WC013Y19GZ03-551-019	G2	Yes	Roads Infrastructure	Roads				200			7	Upgrade
Vote 4 - Technical Services	Aankoop van Watertrik	WC013Y20GZ03-551-002	G2	Yes	Transport Assets	Transport Assets				-	900		900	3,4
Vote 4 - Technical Services	Aankoop van Vragmotor (Tipper)	WC013Y19GZ03-551-003	G2	Yes	Transport Assets	Transport Assets				550			3,4	Renewal
Vote 4 - Technical Services	Verfeng Calendulastraat	WC013Y20GZ03-551-004	G2	Yes	Roads Infrastructure	Roads				300	300		4	New
Vote 4 - Technical Services	Voertuigveranging	WC013Y19GZ03-551-002	G2	Yes	Transport Assets	Transport Assets				550	600	650		Renewal
Vote 4 - Technical Services	Replace street lights with energy efficient streetlights EEDSM	WC013Y20GZ03-551-002	G2	Yes	Electrical Infrastructure	LV Networks				-	-	-		Upgrade
Vote 4 - Technical Services	Replace OH Feeder to Monte Bertha	WC013Y20GZ03-551-003	G2	Yes	Electrical Infrastructure	LV Networks				-	600	700		Renewal
Vote 4 - Technical Services	HT Feeder to Noordhoek	WC013Y19GZ03-551-005	G2	Yes	Electrical Infrastructure	LV Networks				2,609	2,783	5,565		Renewal
Vote 4 - Technical Services	HT Feeder to Redelinghuys	WC013Y19GZ03-551-006	G2	Yes	Electrical Infrastructure	LV Networks				200				Renewal
Vote 4 - Technical Services	Mid block lines	WC013Y20GZ03-551-001	G2	Yes	Electrical Infrastructure	LV Networks				-	340		400	6,7
Vote 4 - Technical Services	High tension pole replacements	WC013Y19GZ03-551-001	G2	Yes	Electrical Infrastructure	MV Networks				50	60	80	1,2	Renewal
Vote 4 - Technical Services	Furniture & Equipment - Electricity	WC013Y18GZ03-551-001	G2	Yes	Machinery and Equipment	Machinery and Equipment				8	60	80	1-7	Renewal
Vote 4 - Technical Services	High tension circuit breakers	WC013Y18GZ03-551-002	G2	Yes	Electrical Infrastructure	MV Switching Stations				30	40	50	1,2	Renewal
Vote 4 - Technical Services	Bulk meter replacement	WC013Y18GZ03-551-003	G2	Yes	Electrical Infrastructure	LV Networks				60	60	80	1,2	Renewal
Vote 4 - Technical Services	Replacing conventional electricity meters with prepaid	WC013Y18GZ03-551-004	G2	Yes	Electrical Infrastructure	LV Networks				500	750	900	1-7	Upgrade
Vote 4 - Technical Services	Network Renewals	WC013Y18GZ03-551-005	G2	Yes	Electrical Infrastructure	MV Networks				-	-	-	1-7	Upgrade
Vote 4 - Technical Services	Network Renewals	WC013Y18GZ03-551-005	G2	Yes	Electrical Infrastructure	MV Networks				600	750	900	1-7	Upgrade
Vote 4 - Technical Services	Low Cost Housing (Laapleike Sandelle -Rollover)	WC013Y18GZ03-551-006	G2	Yes	Electrical Infrastructure	LV Networks				-	-	-	6	New
Vote 4 - Technical Services	Larger HT Switches - standby battery cell	WC013Y19GZ03-551-003	G2	Yes	Electrical Infrastructure	MV Switching Stations				70			6,7	Upgrade
Vote 4 - Technical Services	Install mini - sub for increased demand in industrial area	WC013Y19GZ03-551-004	G2	Yes	Electrical Infrastructure	MV Substations				410			1	New
Vote 4 - Technical Services	Piet Relief Sub	WC013Y20GZ03-551-004	G2	Yes	Electrical Infrastructure	MV Substations				-	450		3	Renewal
Vote 4 - Technical Services	Meter streetlights	WC013Y19GZ03-551-001	G2	Yes	Electrical Infrastructure	LV Networks				30	30	40	1-7	New
Vote 4 - Technical Services	Replace street lights	WC013Y18GZ03-551-001	G2	Yes	Electrical Infrastructure	LV Networks				150	140	200	1-7	Upgrade
Parent Capital expenditure	1									45,664	45,148	50,674		

Table SA37 - Projects delayed from previous financial year

WC013 Bergrivier - Supporting Table SA37 Projects delayed from previous financial years

Municipal Vote/Capital project	Ref. 1,2	Project name	Project number	Asset Class 3	Asset Sub-Class 3	GPS co-ordinates 4	Previous target year to complete Year	Current Year 2017/18		2018/19 Medium Term Revenue & Expenditure Framework		
								Original Budget	Full Year Forecast	Budget Year 2018/19	Budget Year +1 2019/20	Budget Year +2 2020/21
R thousand												
Parent municipality: <i>List all capital projects grouped by Municipal Vote</i>												
				Examples	Examples							

2.12 Legislation compliance status

Compliance with the MFMA implementation requirements have been substantially adhered to through the following activities:

1. In year reporting

Reporting to National Treasury in electronic format was fully complied with on a monthly basis. Section 71 reporting to the Executive Mayor (within 10 working days) has progressively improved and includes monthly published financial performance on the Council's website.

2. Internship programme

The Council's is participating in the Municipal Financial Management Internship programme and is currently in the process of recruiting new interns. Since the introduction of the Internship programme the Council has successfully employed and trained 13 interns through this programme and a majority of them were appointed either within the municipality or other Municipalities.

3. Budget and Treasury Office

The Budget and Treasury Office has been established in accordance with the MFMA.

4. Audit Committee

An Audit Committee has been established and is fully functional.

5. Service Delivery and Implementation Plan

The detail SDBIP document is at a draft stage and will be finalised after approval of the 2018/19 MTREF in May 2018 directly aligned and informed by the 2018/19 MTREF.

6. Annual Report

Annual report is compiled in terms of the MFMA and National Treasury requirements

7. Policies

An amendment of the Municipal Property Rates Regulations as published in Government Notice 363 of 27 March 2009, was announced in Government Gazette 33016 on 12 March 2010. The ratios as prescribed in the Regulations have been complied with.

2.13 Other supporting documents

Table SA1 - Supporting detail to budgeted financial performance

WC013 Bergvriev - Supporting Table SA1 Supporting detail to 'Budgeted Financial Performance'

Description	Ref	2014/15	2015/16	2016/17	Current Year 2017/18				2018/19 Medium Term Revenue & Expenditure Framework		
		Audited Outcome	Audited Outcome	Audited Outcome	Original Budget	Adjusted Budget	Full Year Forecast	Pre-audit outcome	Budget Year 2018/19	Budget Year +1 2019/20	Budget Year +2 2020/21
R thousand											
REVENUE ITEMS:											
Property rates											
Total Property Rates	6	52,226	55,861	60,109	65,340	68,305	68,305	68,305	69,740	73,506	77,549
<i>less Revenue Foregone (exemptions, reductions and rebates and impermissible values in excess of section 17 of MPRA)</i>		3,018	3,353	3,471	2,393	2,859	2,859	2,859	2,558	2,697	2,845
Net Property Rates		49,208	52,508	56,639	62,946	65,446	65,446	65,446	67,182	70,809	74,704
Service charges - electricity revenue											
Total Service charges - electricity revenue	6	79,075	89,340	95,505	109,645	105,034	105,034	105,034	113,379	119,502	126,074
<i>less Cost of Free Basis Services (50 kwh per indigent household per month)</i>		561	710	828	1,282	900	900	900	1,215	1,281	1,351
Net Service charges - electricity revenue		78,514	88,630	94,677	108,363	104,134	104,134	104,134	112,164	118,221	124,723
Service charges - water revenue											
Total Service charges - water revenue	6	23,707	25,283	26,436	30,871	23,142	23,142	23,142	23,728	25,009	26,386
<i>less Cost of Free Basis Services (6 kilolitres per indigent household per month)</i>		1,318	1,396	1,647	1,947	1,600	1,600	1,600	1,862	1,963	2,071
Net Service charges - water revenue		22,389	23,888	24,789	28,924	21,542	21,542	21,542	21,866	23,046	24,315
Service charges - sanitation revenue											
Total Service charges - sanitation revenue		11,707	12,471	13,563	14,367	15,197	15,197	15,197	15,632	16,477	17,384
<i>less Cost of Free Basis Services (free sanitation service to indigent households)</i>		2,068	2,233	2,482	2,870	2,600	2,600	2,600	2,726	2,873	3,031
Net Service charges - sanitation revenue		9,639	10,238	11,080	11,497	12,597	12,597	12,597	12,906	13,604	14,353
Service charges - refuse revenue											
Total refuse removal revenue	6	19,331	20,718	22,694	23,470	24,185	24,185	24,185	25,410	26,781	28,254
Total landfill revenue											
<i>less Cost of Free Basis Services (removed once a week to indigent households)</i>		3,118	3,321	3,714	4,333	3,900	3,900	3,900	4,147	4,371	4,611
Net Service charges - refuse revenue		16,214	17,396	18,980	19,137	20,285	20,285	20,285	21,263	22,410	23,643
Other Revenue											
Application Fees for Land Usage					-	229	229	229	90	95	100
Breakages and Losses Recovered					237	237	237	237	252	265	280
Building Plan Approval					1,066	801	801	801	849	895	944
Camping Fees					4,111	4,111	4,111	4,111	4,358	4,593	4,846
Cemetery and Burial					326	326	326	326	345	364	384
Cleaning and Removal					237	262	262	262	258	272	287
Clearance Certificates					209	209	209	209	222	234	247
Development Charges					108	108	108	108	114	121	128
Discounts and Early Settlements					1	1	1	1	1	1	1
Entrance Fees					42	29	29	29	31	33	35
Fire Services					5	5	5	5	6	6	6
Incidental Cash Surpluses					1	1	1	1	1	1	1
Insurance					66	66	66	66	70	74	78
Insurance Refund					108	108	108	108	114	121	128
Merchandising, Jobbing and Contracts					5	5	5	5	6	6	6
Municipal Information and Statistics					1	1	1	1	1	1	1
Photocopies and Faxes					-	50	50	50	53	56	59
Sub-division and Consolidation Fees					-	135	135	135	90	95	100
Skills Development Levy Refund					-	482	482	482	511	539	569
Admin Fee		12	8	6							
Building Plans		504	777	1,035							
Cemeteries		264	301	336							
Employee Benefits		-	269	6,340							
Insurance Claims		43	7	163							
Land Sales		26	35	-							
Landfill revenue		305	324	341							
New Connections		378	544	613							
Photo Copies		47	57	58							
Private Works		4	1	3							
Reconnection Fees		3	8	1							
Refuse Bags		3	3	4							
Rezoning		78	44	37							
Search Fee		-	-	-							
Sundries		730	312	363							
Surplus Cash		1	1	3							
Total refuse removal revenue		-	-	-							
Traders		74	95	99							
Sale of Property					49	70	70	70	-	-	-
Total 'Other' Revenue	1	2,475	2,787	9,402	6,574	7,238	7,238	7,238	7,373	7,772	8,200

EXPENDITURE ITEMS:											
Employee related costs											
Basic Salaries and Wages	2	53,889	58,365	62,828	76,168	76,261	76,261	76,261	87,058	90,275	95,480
Pension and UIF Contributions		9,325	10,184	10,808	13,613	13,349	13,349	13,349	14,515	15,295	16,129
Medical Aid Contributions		3,967	4,261	4,395	5,321	5,250	5,250	5,250	3,999	4,214	4,448
Overtime		3,354	4,008	4,678	3,448	3,566	3,566	3,566	3,730	3,931	4,147
Performance Bonus		—	—	—	—	—	—	—	—	—	—
Motor Vehicle Allowance		3,509	3,809	3,957	4,347	4,351	4,351	4,351	4,471	4,709	4,966
Cellphone Allowance		—	—	—	—	—	—	—	—	—	—
Housing Allowances		494	1,351	1,322	1,667	1,658	1,658	1,658	1,720	1,815	1,912
Other benefits and allowances		8,982	9,756	10,757	10,847	5,174	5,174	5,174	5,583	5,880	6,194
Payments in lieu of leave		880	1,181	972	818	960	960	960	875	922	969
Long service awards		378	440	464	785	730	730	730	1,020	1,075	1,135
Post-retirement benefit obligations	4	1,754	1,927	2,060	2,248	1,873	1,873	1,873	2,055	2,166	2,285
sub-total	5	86,531	95,281	102,242	119,262	113,171	113,171	113,171	125,027	130,282	137,665
Less: Employees costs capitalised to PPE		—	—	—	—	—	—	—	—	—	—
Total Employee related costs	1	86,531	95,281	102,242	119,262	113,171	113,171	113,171	125,027	130,282	137,665
Depreciation & asset impairment											
Depreciation of Property, Plant & Equipment		15,825	17,514	19,372	19,902	20,849	20,849	20,849	21,891	23,071	24,329
Total Depreciation & asset impairment	1	15,825	17,514	19,372	19,902	20,849	20,849	20,849	21,891	23,071	24,329
Bulk purchases											
Electricity Bulk Purchases		58,398	67,609	74,733	77,456	72,837	72,837	72,837	74,670	78,702	83,031
Water Bulk Purchases		4,850	5,421	5,760	6,100	4,100	4,100	4,100	4,810	5,070	5,349
Total bulk purchases	1	63,247	73,030	80,494	83,556	76,937	76,937	76,937	79,480	83,772	88,380
Transfers and grants											
Cash transfers and grants		3,091	3,214	3,551	4,398	4,398	4,398	4,398	5,246	5,150	5,432
Non-cash transfers and grants		—	—	—	—	—	—	—	—	—	—
Total transfers and grants	1	3,091	3,214	3,551	4,398	4,398	4,398	4,398	5,246	5,150	5,432
Contracted services											
Accounting and Auditing					800	1,495	1,495	1,495	800	843	889
Administrative and Support Staff					210	160	160	160	50	53	56
Architectural					—	—	—	—	200	211	223
Audio-visual Services					—	81	81	81	20	21	22
Audit Committee					110	110	110	110	160	169	178
Burial Services					3	4	4	4	63	66	69
Business and Financial Management					60	60	60	60	64	67	71
Catering Services					255	263	263	263	300	313	325
Cleaning and Grass Cutting Services					—	362	362	362	300	316	333
Collection					300	295	295	295	295	311	328
Commissions and Committees					150	40	40	40	140	147	155
Communications					600	600	600	600	630	664	701
Drivers Licence Cards					257	275	275	275	280	295	311
Ecological					—	98	98	98	100	105	111
Engineering					—	11,820	11,820	11,820	7,600	1,772	667
Event Promoters					200	199	199	199	536	566	597
Fire Protection					15	22	22	22	22	23	24
Graphic Designers					11	11	11	11	11	12	13
Housing					11,820	—	—	—	—	—	—
Human Resources					138	198	198	198	140	148	156
Internal Audit					—	199	199	199	—	—	—
Issue of Summons					3	1	1	1	3	3	3
Laboratory Services					754	717	717	717	783	826	871
Land and Quantity Surveyors					8	3	3	3	3	3	3
Legal Advice and Litigation					356	260	260	260	242	255	269
Maintenance of Buildings and Facilities					398	442	442	442	437	460	486
Maintenance of Equipment					3,516	3,579	3,579	3,579	3,539	3,728	3,929
Management of Informal Settlements					6	10	10	10	6	6	6
Medical Examinations					56	16	16	16	50	53	56
Occupational Health and Safety					60	45	45	45	20	21	22
Organisational					2,252	1,714	1,714	1,714	1,346	1,419	1,497
Pest Control and Fumigation					35	73	73	73	41	44	46
Plants, Flowers and Other Decorations					29	24	24	24	17	17	17
Prepaid Electricity Vendors					278	278	278	278	278	292	308
Project Management					—	42	42	42	45	47	50
Qualification Verification					50	5	5	5	25	26	27
Refuse Removal					4,394	4,200	4,200	4,200	4,400	4,638	4,893
Research and Advisory					45	45	45	45	25	26	27
Researcher					—	—	—	—	100	105	111
Roads					3	—	—	—	—	—	—
Safeguard and Security					20	22	22	22	22	23	24
Security Services					649	649	649	649	645	681	718
Sports and Recreation					—	15	15	15	—	—	—
Traffic Fines Management					324	214	214	214	320	337	356
Valuer and Assessors					1,250	1,250	1,250	1,250	325	343	362
Veterinary Services					60	90	90	90	64	67	71
sub-total	1	—	—	—	29,477	29,986	29,986	29,986	24,447	19,522	19,381
Total contracted services		—	—	—	29,477	29,986	29,986	29,986	24,447	19,522	19,381

Other Expenditure											
Collection costs				-	-	-	-	-	-	-	-
Contributions to 'other' provisions				-	-	-	-	-	-	-	-
Consultant fees				-	-	-	-	-	-	-	-
Audit fees				-	-	-	-	-	-	-	-
General expenses	3	36,617	40,026	40,455	-	-	-	-	-	-	-
Advertising, Publicity and Marketing				1,270	950	950	950	1,188	1,252	1,320	
Assets less than the Capitalisation Threshold				1,335	441	441	441	504	527	549	
Bank Charges, Facility and Card Fees				630	780	780	780	668	704	743	
Bursaries (Employees)				380	380	380	380	99	104	110	
Commission				1,573	2,173	2,173	2,173	2,173	2,290	2,416	
Communication				2,737	2,648	2,648	2,648	2,806	2,959	3,121	
Contribution to Provisions				-	-	-	-	-	-	-	
Courier and Delivery Services				3	-	-	-	-	-	-	
Deeds				23	18	18	18	18	19	20	
Entertainment				188	188	188	188	132	137	143	
External Audit Fees				2,800	2,500	2,500	2,500	2,800	2,951	3,113	
External Computer Service				665	926	926	926	1,209	1,273	1,341	
Full Time Union Representative				132	132	132	132	139	146	154	
Hire Charges				389	415	415	415	469	462	487	
Insurance Underwriting				1,203	1,204	1,204	1,204	1,229	1,295	1,357	
Internal Charges				317	-	-	-	-	-	-	
Land Alienation Costs				10	-	-	-	5	5	5	
Leaverships and Internships				735	735	735	735	772	813	858	
Libraries				97	97	97	97	106	112	118	
Licences				458	260	260	260	298	313	328	
Printing, Publications and Books				745	656	656	656	735	773	814	
Professional Bodies, Membership and Subscription				1,160	1,141	1,141	1,141	1,208	1,272	1,340	
Registration Fees				367	305	305	305	354	377	399	
Remuneration to Ward Committees				214	214	214	214	340	358	378	
Resettlement Cost				75	65	65	65	70	74	78	
Municipal Services				9,269	10,976	10,976	10,976	11,753	12,387	13,065	
Servitudes and Land Surveys				35	-	-	-	35	37	39	
Signage				153	165	165	165	156	164	172	
Skills Development Fund Levy				661	797	797	797	800	845	891	
Travel Agency and Visa's				11	126	126	126	68	71	74	
Travel and Subsistence				1,475	1,646	1,646	1,646	2,058	2,133	2,236	
Uniform and Protective Clothing				569	698	698	698	625	658	691	
Vehicle Tracking				167	181	181	181	170	178	187	
Workmen's Compensation Fund				749	749	749	749	786	829	875	
Total 'Other' Expenditure	1	36,617	40,026	40,455	30,593	31,565	31,565	31,565	33,771	35,518	37,422
Repairs and Maintenance	8										
Employee related costs				12,023	11,652	11,652	11,652	14,597	15,380	16,217	
Other materials		5,059	3,257	9,517	3,698	3,698	3,698	3,711	3,912	4,124	
Contracted Services			3,186	-	4,109	4,109	4,109	4,053	4,268	4,499	
Other Expenditure				-	1,661	1,661	1,661	1,980	2,080	2,182	
Total Repairs and Maintenance Expenditure	9	5,059	6,443	-	21,540	21,120	21,120	21,120	24,341	25,640	27,022

Table SA2 – Matrix financial performance budget (revenue source/expenditure type and department)

WC013 Bergrivier - Supporting Table SA2 Matrix Financial Performance Budget (revenue source/expenditure type and d

Description	Ref	Vote 1 - Municipal Manager	Vote 2 - Finance	Vote 3 - Corporate Services	Vote 4 - Technical Services	Vote 5 - Community Services	Total
R thousand	1						
Revenue By Source							
Property rates		-	67,182	-	-	-	67,182
Service charges - electricity revenue		-	-	-	112,164	-	112,164
Service charges - water revenue		-	-	-	21,866	-	21,866
Service charges - sanitation revenue		-	-	-	12,906	-	12,906
Service charges - refuse revenue		-	-	-	21,263	-	21,263
Service charges - other		-	-	-	-	-	-
Rental of facilities and equipment		-	-	-	724	184	908
Interest earned - external investments		-	5,119	-	-	-	5,119
Interest earned - outstanding debtors		-	4,285	-	-	-	4,285
Dividends received		-	-	-	-	-	-
Fines, penalties and forfeits		-	-	-	229	9,463	9,691
Licences and permits		-	-	-	-	11	11
Agency services		-	-	-	-	4,210	4,210
Other revenue		7	294	701	1,139	5,233	7,373
Transfers and subsidies		31,440	1,588	-	15,085	13,635	61,748
Gains on disposal of PPE		-	-	-	-	-	-
Total Revenue (excluding capital transfers and cont		31,447	78,467	701	185,375	32,736	328,727
Expenditure By Type							
Employee related costs		6,520	17,785	17,115	50,668	32,939	125,027
Remuneration of councillors		6,378	-	-	-	-	6,378
Debt impairment		-	2,291	-	3,881	7,971	14,142
Depreciation & asset impairment		110	205	1,051	17,714	2,812	21,891
Finance charges		-	-	4,402	9,563	49	14,014
Bulk purchases		-	-	-	79,480	-	79,480
Other materials		1,187	173	432	7,987	1,671	11,450
Contracted services		993	2,299	1,829	9,600	9,727	24,447
Transfers and grants		4,886	360	-	-	-	5,246
Other expenditure		4,672	5,746	5,251	14,039	4,063	33,771
Loss on disposal of PPE		-	-	-	-	-	-
Total Expenditure		24,745	28,858	30,079	192,932	59,231	335,845
Surplus/(Deficit)		6,701	49,610	(29,379)	(7,556)	(26,495)	(7,119)
Transfers and subsidies - capital (monetary allocations) (National / Provincial and District)		-	652	1,000	19,163	620	21,435
Transfers and subsidies - capital (monetary allocations) (National / Provincial Departmental Agencies, Households, Non-profit Institutions, Private Enterprises, Public Corporatons, Higher Educational Institutions)		-	-	-	-	-	-
Transfers and subsidies - capital (in-kind - all)		-	-	-	-	-	-
Surplus/(Deficit) after capital transfers & contributions		6,701	50,262	(28,379)	11,606	(25,875)	14,316

Table SA3 – Supporting detail to Statement of Financial Position

WC013 Bergrivier - Supporting Table SA3 Supporting detail to 'Budgeted Financial Position'

Description	Ref	2014/15	2015/16	2016/17	Current Year 2017/18				2018/19 Medium Term Revenue & Expenditure Framework		
		Audited Outcome	Audited Outcome	Audited Outcome	Original Budget	Adjusted Budget	Full Year Forecast	Pre-audit outcome	Budget Year 2018/19	Budget Year +1 2019/20	Budget Year +2 2020/21
R thousand											
ASSETS											
Call investment deposits											
Call deposits					6,360	6,022	6,022	6,022	6,022	6,022	6,022
Other current investments					-	-	-	-	-	-	-
Total Call investment deposits	2	-	-	-	6,360	6,022	6,022	6,022	6,022	6,022	6,022
Consumer debtors											
Consumer debtors		44,497	45,014	53,470	86,682	89,907	89,907	89,907	98,295	107,137	116,464
Less: Provision for debt impairment		(3,995)	(5,363)	(7,032)	(21,434)	(19,708)	(19,708)	(19,708)	(25,879)	(32,384)	(39,247)
Total Consumer debtors	2	40,502	39,650	46,438	65,248	70,200	70,200	70,200	72,417	74,753	77,217
Debt impairment provision											
Balance at the beginning of the year					17,873	13,536	13,536	13,536	19,708	25,879	32,384
Contributions to the provision					3,561	6,171	6,171	6,171	6,171	6,505	6,863
Bad debts written off					-	-	-	-	-	-	-
Balance at end of year		-	-	-	21,434	19,708	19,708	19,708	25,879	32,384	39,247
Property, plant and equipment (PPE)											
PPE at cost/v aluation (excl. finance leases)		438,361	467,412	493,328	528,596	525,699	525,699	525,699	570,710	614,756	664,780
Leases recognised as PPE	3				790	-	-	-			
Less: Accumulated depreciation		118,806	135,802	154,004	173,038	174,407	174,407	174,407	195,859	218,468	242,311
Total Property, plant and equipment (PPE)	2	319,554	331,610	339,324	356,348	351,292	351,292	351,292	374,851	396,288	422,469
LIABILITIES											
Current liabilities - Borrowing											
Short term loans (other than bank overdraft)						-	-	-	-	-	-
Current portion of long-term liabilities		2,954	3,651	4,536	3,544	4,127	4,127	4,127	4,350	5,010	5,738
Total Current liabilities - Borrowing		2,954	3,651	4,536	3,544	4,127	4,127	4,127	4,350	5,010	5,738
Trade and other payables											
Trade and other creditors		26,891	27,541	33,018	27,426	30,666	30,666	30,666	30,666	30,666	30,666
Unspent conditional transfers		1,487	1,124	445	-	-	-	-	-	-	-
VAT		1,022			-	-	-	-	-	-	-
Total Trade and other payables	2	29,400	28,665	33,463	27,426	30,666	30,666	30,666	30,666	30,666	30,666
Non current liabilities - Borrowing											
Borrowing	4	46,733	48,401	50,268	53,149	52,224	52,224	52,224	54,825	62,522	71,002
Finance leases (including PPP asset element)					-	-	-	-	-	-	-
Total Non current liabilities - Borrowing		46,733	48,401	50,268	53,149	52,224	52,224	52,224	54,825	62,522	71,002
Provisions - non-current											
Retirement benefits		32,904	37,506	35,816	54,258	41,233	41,233	41,233	45,817	50,648	55,744
List other major provision items											
Refuse landfill site rehabilitation		55,934	57,041	60,730	62,111	63,609	63,609	63,609	66,624	69,802	73,155
Long Service Awards		4,422	4,734	4,831	-	5,705	5,705	5,705	6,070	6,453	6,858
Total Provisions - non-current		93,261	99,281	101,377	116,370	110,548	110,548	110,548	118,511	126,904	135,758
CHANGES IN NET ASSETS											
Accumulated Surplus/(Deficit)											
Accumulated Surplus/(Deficit) - opening balance		220,815	255,903	279,886	288,423	299,852	299,852	299,852	301,920	308,827	306,278
GRAP adjustments					-	-	-	-			
Restated balance		220,815	255,903	279,886	288,423	299,852	299,852	299,852	301,920	308,827	306,278
Surplus/(Deficit)		35,368	26,994	22,186	7,032	9,922	9,922	9,922	14,316	10,503	12,933
Appropriations to Reserves			(3,011)	(2,220)	(19,071)	(19,071)	(19,071)	(19,071)	(24,678)	(28,298)	(28,298)
Transfers from Reserves					11,217	11,217	11,217	11,217	17,269	15,245	18,865
Depreciation offsets					-	-	-	-			
Other adjustments					-	-	-	-			
Accumulated Surplus/(Deficit)	1	256,182	279,886	299,852	287,600	301,920	301,920	301,920	308,827	306,278	309,778
Reserves											
Housing Development Fund		552	505	394	505	394	394	394	394	394	394
Capital replacement		12,172	15,231	17,562	22,404	25,416	25,416	25,416	32,825	45,877	55,310
Total Reserves	2	12,724	15,735	17,955	22,909	25,810	25,810	25,810	33,218	46,271	55,703
TOTAL COMMUNITY WEALTH/EQUITY	2	268,906	295,621	317,807	310,509	327,729	327,729	327,729	342,046	352,549	365,482

Table SA9 – Social, economic and demographic statistics and assumptions

WC013 Bergvriev - Supporting Table SA9 Social, economic and demographic statistics and assumptions

Description of economic indicator	Ref.	Basis of calculation	2001 Census	2007 Survey	2011 Census	2014/15	2015/16	2016/17	Current Year 2017/18	2018/19 Medium Term Revenue & Expenditure Framework		
						Outcome	Outcome	Outcome	Original Budget	Outcome	Outcome	Outcome
Demographics												
Population		Community Survey 2016	46	45	62				46	67	67	67
Females aged 5 - 14		Community Survey 2016							4	5	5	5
Males aged 5 - 14		Community Survey 2016							4	5	5	5
Females aged 15 - 34		Community Survey 2016							8	11	11	11
Males aged 15 - 34		Community Survey 2016							9	11	11	11
Unemployment		Community Survey 2016							2	2	2	2
Monthly household income (no. of households)												
No income	1, 12								239	1,793	1,793	1,793
R1 - R1 600									15,083	286	286	286
R1 601 - R3 200									1,891			
R3 201 - R6 400									1,641			
R6 401 - R12 800									690	362	362	362
R12 801 - R25 600									171	2,613	2,613	2,613
R25 601 - R51 200									57	4,272	4,272	4,272
R52 201 - R102 400									31	4,158	4,158	4,158
R102 401 - R204 800									14	2,670	2,670	2,670
R204 801 - R409 600									9	1,736	1,736	1,736
R409 601 - R819 200									-	858	858	858
> R819 200									-	305	305	305
Poverty profiles (no. of households)												
< R2 060 per household per month	13								1170.00	1716.48	1716.48	1716.48
Insert description	2											
Household/demographics (000)												
Number of people in municipal area									46	67	67	67
Number of poor people in municipal area									11	6	6	6
Number of households in municipal area									12	19	19	19
Number of poor households in municipal area									1	2	2	2
Definition of poor household (R per month)									0-R800			
Housing statistics												
Formal	3								10,737	10,737	10,737	10,737
Informal									29	29	29	29
Total number of households									10,766	10,766	10,766	10,766
Dwellings provided by municipality	4											
Dwellings provided by province/s												
Dwellings provided by private sector	5											
Total new housing dwellings												
Economic												
Inflation/inflation outlook (CPIX)	6									5.3%	5.4%	5.5%
Interest rate - borrowing										10.3%	10.5%	11.0%
Interest rate - investment										7.5%	8.0%	8.0%
Remuneration increases										7.4%	5.4%	5.5%
Consumption growth (electricity)										0.0%	0.0%	0.0%
Consumption growth (water)										0.0%	0.0%	0.0%
Collection rates												
Property tax/service charges	7									96.5%	96.5%	96.5%
Rental of facilities & equipment										100.0%	100.0%	100.0%
Interest - external investments										100.0%	100.0%	100.0%
Interest - debtors												
Revenue from agency services												

Table SA11 Property rates summary

WC013 Bergrivier - Supporting Table SA11 Property rates summary

Description	Ref	2014/15	2015/16	2016/17	Current Year 2017/18			2018/19 Medium Term Revenue & Expenditure Framework		
		Audited Outcome	Audited Outcome	Audited Outcome	Original Budget	Adjusted Budget	Full Year Forecast	Budget Year 2018/19	Budget Year +1 2019/20	Budget Year +2 2020/21
Valuation:										
Date of valuation:	1			2012-07-01						
Financial year valuation used				41456						
Municipal by-laws s6 in place? (Y/N)	2			Yes	Yes			Yes		
Municipal/assistant valuer appointed? (Y/N)				Yes	Yes			Yes		
Municipal partnership s38 used? (Y/N)				No	No			No		
No. of assistant valuers (FTE)	3				-	-		-	-	-
No. of data collectors (FTE)	3				-	-		-	-	-
No. of internal valuers (FTE)	3				-	-		-	-	-
No. of external valuers (FTE)	3				-	-		-	-	-
No. of additional valuers (FTE)	4				-	-		-	-	-
Valuation appeal board established? (Y/N)				Yes	Yes			Yes		
Implementation time of new valuation roll (mths)										
No. of properties	5			12,739	12,950			13,006		
No. of sectional title values	5			270	270			268		
No. of unreasonably difficult properties s7(2)				20	20			20		
No. of supplementary valuations				2	2			1		
No. of valuation roll amendments				-						
No. of objections by rate payers				-	5			2		
No. of appeals by rate payers										
No. of successful objections	8									
No. of successful objections > 10%	8									
Supplementary valuation				50	60			35		
Public service infrastructure value (Rm)	5									
Municipality owned property value (Rm)				109	109			80		
Valuation reductions:										
Valuation reductions-public infrastructure (Rm)										
Valuation reductions-nature reserves/park (Rm)										
Valuation reductions-mineral rights (Rm)										
Valuation reductions-R15,000 threshold (Rm)										
Valuation reductions-public worship (Rm)										
Valuation reductions-other (Rm)										
Total valuation reductions:		-	-	-	-	-	-	-	-	-
Total value used for rating (Rm)	5									
Total land value (Rm)	5									
Total value of improvements (Rm)	5									
Total market value (Rm)	5									
Rating:										
Residential rate used to determine rate for other categories? (Y/N)				Yes	Yes			Yes		
Differential rates used? (Y/N)	5			No	No			No		
Limit on annual rate increase (s20)? (Y/N)										
Special rating area used? (Y/N)				No	No			No		
Phasing-in properties s21 (number)										
Rates policy accompanying budget? (Y/N)				Yes	Yes			Yes		
Fixed amount minimum value (R'000)										
Non-residential prescribed ratio s19? (%)										
Rate revenue:										
Rate revenue budget (R'000)	6									
Rate revenue expected to collect (R'000)	6									
Expected cash collection rate (%)										
Special rating areas (R'000)	7									
Rebates, exemptions - indigent (R'000)										
Rebates, exemptions - pensioners (R'000)										
Rebates, exemptions - bona fide farm. (R'000)										
Rebates, exemptions - other (R'000)										
Phase-in reductions/discounts (R'000)										
Total rebates,exemptns,eductns,discs (R'000)		-	-	-	-	-	-	-	-	-

Table SA12a Property rates by category (current year)

WC013 Bergrivier - Supporting Table SA12a Property rates by category (current year)

Description	Ref	Resi.	Indust.	Bus. & Comm.	Farm props.	State-owned	Muni props.	Public service infra.	Private owned towns	Formal & Informal Settle.	Comm. Land	State trust land	Section 8(2)(n) (note 1)	Protect. Areas	National Monum/ts	Public benefit organs.	Mining Props.
Current Year 2017/18																	
Valuation:																	
No. of properties		10,806	124	361	884	-	553	-	-	-	-	-	-	-	-	-	-
No. of sectional title property values		250	-	-	-	-	-	-	-	-	-	-	-	-	-	-	-
No. of unreasonably difficult properties s7(2)		-	-	-	-	-	-	-	-	-	-	-	-	-	-	-	-
No. of supplementary valuations		1	-	-	-	-	-	-	-	-	-	-	-	-	-	-	-
Supplementary valuation (Rm)		35	-	-	-	-	-	-	-	-	-	-	-	-	-	-	-
No. of valuation roll amendments		-	-	-	-	-	-	-	-	-	-	-	-	-	-	-	-
No. of objections by rate-payers		-	-	-	-	-	-	-	-	-	-	-	-	-	-	-	-
No. of appeals by rate-payers		-	-	-	-	-	-	-	-	-	-	-	-	-	-	-	-
No. of appeals by rate-payers finalised		-	-	-	-	-	-	-	-	-	-	-	-	-	-	-	-
No. of successful objections	5	-	-	-	-	-	-	-	-	-	-	-	-	-	-	-	-
No. of successful objections > 10%	5	-	-	-	-	-	-	-	-	-	-	-	-	-	-	-	-
Estimated no. of properties not valued		-	-	-	-	-	-	-	-	-	-	-	-	-	-	-	-
Years since last valuation (select)		4	0	0	0	0	0	0	0	0	0	0	0	0	0	0	0
Frequency of valuation (select)		5	0	0	0	0	0	0	0	0	0	0	0	0	0	0	0
Method of valuation used (select)		Market	0	0	0	0	0	0	0	0	0	0	0	0	0	0	0
Base of valuation (select)		Land & impr.	0	0	0	0	0	0	0	0	0	0	0	0	0	0	0
Phasing-in properties s21 (number)		0	0	0	0	0	0	0	0	0	0	0	0	0	0	0	0
Combination of rating types used? (Y/N)		0	0	0	0	0	0	0	0	0	0	0	0	0	0	0	0
Flat rate used? (Y/N)		0	0	0	0	0	0	0	0	0	0	0	0	0	0	0	0
Is balance rated by uniform rate/variable rate?		0	0	0	0	0	0	0	0	0	0	0	0	0	0	0	0
Valuation reductions:																	
Valuation reductions-public infrastructure (Rm)		-	-	-	-	-	-	-	-	-	-	-	-	-	-	-	-
Valuation reductions-nature reserves/park (Rm)		-	-	-	-	-	-	-	-	-	-	-	-	-	-	-	-
Valuation reductions-mineral rights (Rm)		-	-	-	-	-	-	-	-	-	-	-	-	-	-	-	-
Valuation reductions-R15,000 threshold (Rm)		149	-	-	-	-	-	-	-	-	-	-	-	-	-	-	-
Valuation reductions-public worship (Rm)		-	-	-	-	-	-	-	-	-	-	-	-	-	-	-	-
Valuation reductions-other (Rm)	2	-	-	-	-	-	-	-	-	-	-	-	-	-	-	-	-
Total valuation reductions:																	
Total value used for rating (Rm)	6	-	-	-	-	-	-	-	-	-	-	-	-	-	-	-	-
Total land value (Rm)	6	-	-	-	-	-	-	-	-	-	-	-	-	-	-	-	-
Total value of improvements (Rm)	6	-	-	-	-	-	-	-	-	-	-	-	-	-	-	-	-
Total market value (Rm)	6	-	-	-	-	-	-	-	-	-	-	-	-	-	-	-	-
Rating:																	
Average rate	3	0.011140	0.012254	0.012254	0.002785												
Rate revenue budget (R'000)																	
Rate revenue expected to collect (R'000)																	
Expected cash collection rate (%)	4																
Special rating areas (R'000)																	
Rebates, exemptions - indigent (R'000)																	
Rebates, exemptions - pensioners (R'000)																	
Rebates, exemptions - bona fide farm. (R'000)																	
Rebates, exemptions - other (R'000)																	
Phase-in reductions/discounts (R'000)																	
Total rebates, exemptns, reductns, discs (R'000)																	

Table SA12b Property rates by category (budget year)

WC013 Bergvriev - Supporting Table SA12b Property rates by category (budget year)

Description	Ref	Resi.	Indust.	Bus. & Comm.	Farm props.	State-owned	Muni props.	Public service infra.	Private owned towns	Formal & Informal Settle.	Comm. Land	State trust land	Section 8(2)(n) (note 1)	Protect. Areas	National Monum/ts	Public benefit organs.	Mining Props.
Budget Year 2018/19																	
Valuation:																	
No. of properties		10,827	125	387	1,461	-	584	67	-	-	-	-	-	-	-	-	-
No. of sectional title property values		268	-	-	-	-	-	-	-	-	-	-	-	-	-	-	-
No. of unreasonably difficult properties s7(2)		-	-	-	-	-	-	-	-	-	-	-	-	-	-	-	-
No. of supplementary valuations		2	-	-	-	-	-	-	-	-	-	-	-	-	-	-	-
Supplementary valuation (Rm)		-	-	-	-	-	-	-	-	-	-	-	-	-	-	-	-
No. of valuation roll amendments		-	-	-	-	-	-	-	-	-	-	-	-	-	-	-	-
No. of objections by rate-payers		-	-	-	-	-	-	-	-	-	-	-	-	-	-	-	-
No. of appeals by rate-payers		-	-	-	-	-	-	-	-	-	-	-	-	-	-	-	-
No. of appeals by rate-payers finalised		-	-	-	-	-	-	-	-	-	-	-	-	-	-	-	-
No. of successful objections	5	-	-	-	-	-	-	-	-	-	-	-	-	-	-	-	-
No. of successful objections > 10%	5	-	-	-	-	-	-	-	-	-	-	-	-	-	-	-	-
Estimated no. of properties not valued		-	-	-	-	-	-	-	-	-	-	-	-	-	-	-	-
Valuation reductions:																	
Valuation reductions-public infrastructure (Rm)		-	-	-	-	-	-	-	-	-	-	-	-	-	-	-	-
Valuation reductions-nature reserves/park (Rm)		165	-	-	-	-	-	-	-	-	-	-	-	-	-	-	-
Valuation reductions-mineral rights (Rm)		242	-	-	-	-	-	-	-	-	-	-	-	-	-	-	-
Valuation reductions-R15,000 threshold (Rm)		-	-	-	-	-	-	-	-	-	-	-	-	-	-	-	-
Valuation reductions-public worship (Rm)		-	-	-	-	-	-	-	-	-	-	-	-	-	-	-	-
Valuation reductions-other (Rm)	2	-	-	-	-	-	-	-	-	-	-	-	-	-	-	-	-
Total valuation reductions:																	
Total value used for rating (Rm)	6	-	-	-	-	-	-	-	-	-	-	-	-	-	-	-	-
Total land value (Rm)	6	-	-	-	-	-	-	-	-	-	-	-	-	-	-	-	-
Total value of improvements (Rm)	6	-	-	-	-	-	-	-	-	-	-	-	-	-	-	-	-
Total market value (Rm)	6	-	-	-	-	-	-	-	-	-	-	-	-	-	-	-	-
Rating:																	
Average rate	3	0.008910	0.009801	0.009801	0.001782	-	0.008910	0.008910	-	-	-	-	-	-	-	-	-
Rate revenue budget (R'000)																	
Rate revenue expected to collect (R'000)																	
Expected cash collection rate (%)	4																
Special rating areas (R'000)																	
Rebates, exemptions - indigent (R'000)																	
Rebates, exemptions - pensioners (R'000)																	
Rebates, exemptions - bona fide farm. (R'000)																	
Rebates, exemptions - other (R'000)																	
Phase-in reductions/discounts (R'000)																	
Total rebates, exemptns, reductns, discs (R'000)																	

Table SA13a Service Tariffs by category

WC013 Bergrivier - Supporting Table SA13a Service Tariffs by category

Description	Ref	Provide description of tariff structure where appropriate	2014/15	2015/16	2016/17	Current Year 2017/18	2018/19 Medium Term Revenue & Expenditure Framework		
							Budget Year 2018/19	Budget Year +1 2019/20	Budget Year +2 2020/21
Property rates (rate in the Rand)	1								
Residential properties					0.0103	0.0111	0.0089	0.0094	0.0100
Farm properties - used					0.0026	0.0028	0.0018	0.0019	0.0020
Industrial properties					0.0114	0.0123	0.0098	0.0104	0.0110
Business and commercial properties					0.0114	0.0123	0.0098	0.0104	0.0110
Exemptions, reductions and rebates (Rands)									
Residential properties									
R15 000 threshold rebate			15,000	15,000	15,000	15,000	15,000	15,000	15,000
General residential rebate					5,000	5,000	-	-	-
Indigent rebate or exemption					5,000	5,000	-	-	-
Pensioners/social grants rebate or exemption					50%	50%	60%	60%	60%
Temporary relief rebate or exemption					0%	0%	0%	0%	0%
Bona fide farmers rebate or exemption					85%	85%	85%	85%	85%
Other rebates or exemptions	2								
Water tariffs									
Domestic									
Basic charge/ fixed fee (Rands/month)					41.00	43.86	46.64	49	52
Service point - vacant land (Rands/month)					53.08	57.24	60.67	64	68
Water usage - flat rate tariff (c/kl)									
Water usage - life line tariff		(describe structure)							
Water usage - Block 1 (c/kl)		0-6			5.76	6.22			
Water usage - Block 2 (c/kl)		7-20			11.62	12.54			
Water usage - Block 3 (c/kl)		21-50			11.62	12.54			
Water usage - Block 4 (c/kl)		51-100			13.38	14.44			
Water usage - Block 5 (c/kl)		101-200			14.06	15.17			
Water usage - Block 6 (c/kl)		201-1000			14.79	15.96			
Water usage - Block 7 (c/kl)		1001-1500			12.57	13.56			
Water usage - Block 8 (c/kl)		1501-2000			10.67	11.51			
Water usage - Block 9 (c/kl)		2000+			9.04	9.75			
Other	2								
Waste water tariffs									
Domestic									
Basic charge/ fixed fee (Rands/month)					124.60	134.21	142.00	151	160
Service point - vacant land (Rands/month)					98.56	106.36	112.75	120	127
Waste water - flat rate tariff (c/kl)									
Volumetric charge - Block 1 (c/kl)		(fill in structure)							
Volumetric charge - Block 2 (c/kl)		(fill in structure)							
Volumetric charge - Block 3 (c/kl)		(fill in structure)							
Volumetric charge - Block 4 (c/kl)		(fill in structure)							
Other	2								
Electricity tariffs									
Domestic									
Basic charge/ fixed fee (Rands/month)					177.24	181.00	193.38	205	217
Service point - vacant land (Rands/month)					128.80	139.00	147.33	156	166
FBE		(how is this targeted?)							
Life-line tariff - meter		(describe structure)							
Life-line tariff - prepaid		(describe structure)							
Flat rate tariff - meter (c/kwh)									
Flat rate tariff - prepaid (c/kwh)									
Meter - IBT Block 1 (c/kwh)		0 - 50 kwh			0.84	0.86	0.92	1	1
Meter - IBT Block 2 (c/kwh)		51 - 350 kwh			1.07	1.09	1.16	1	1
Meter - IBT Block 3 (c/kwh)		351 - 600 kwh			1.24	1.26	1.35	1	2
Meter - IBT Block 4 (c/kwh)		> 600 kwh			1.37	1.39	1.49	2	2
Meter - IBT Block 5 (c/kwh)		(fill in thresholds)							
Prepaid - IBT Block 1 (c/kwh)		0 - 50 kwh			0.84	0.86	0.91	1	1
Prepaid - IBT Block 2 (c/kwh)		51 - 350 kwh			1.08	1.10	1.18	1	1
Prepaid - IBT Block 3 (c/kwh)		351 - 600 kwh			1.49	1.52	1.62	2	2
Prepaid - IBT Block 4 (c/kwh)		> 600 kwh			1.75	1.78	1.90	2	2
Prepaid - IBT Block 5 (c/kwh)		(fill in thresholds)							
Other	2								
Waste management tariffs									
Domestic									
Street cleaning charge									
Basic charge/ fixed fee					167.37	180.70	192.00	204	216
80l bin - once a week									
250l bin - once a week									

Table SA13b Service Tariffs by category – explanatory

WC013 Bergrivier - Supporting Table SA13b Service Tariffs by category - explanatory

Description	Ref	Provide description of tariff structure where appropriate	2014/15	2015/16	2016/17	Current Year 2017/18	2018/19 Medium Term Revenue & Expenditure Framework		
							Budget Year 2018/19	Budget Year +1 2019/20	Budget Year +2 2020/21
Exemptions, reductions and rebates (Rands)									
R15 000 threshold rebate					15,000	15,000	15,000	15,000	15,000
General residential rebate					5,000	5,000	-	-	-
<i>Bona fide farmers rebate or exemption:</i>									
0 - 5 houses on property					1.00%	1.00%	1.00%	1.00%	1.00%
6 -10 houses on property					2.00%	2.00%	2.00%	2.00%	2.00%
11-15 houses on property					3.00%	3.00%	3.00%	3.00%	3.00%
16 -20 houses on property					4.00%	4.00%	4.00%	4.00%	4.00%
>20 houses on property					5.00%	5.00%	5.00%	5.00%	5.00%
If electricity provided to worker's houses					0.25%	0.25%	0.25%	0.25%	0.25%
If water is provided to worker's houses					0.25%	0.25%	0.25%	0.25%	0.25%
If sewer is provided to worker's houses					0.25%	0.25%	0.25%	0.25%	0.25%
If refuse is removed from worker's houses					0.25%	0.25%	0.25%	0.25%	0.25%
If school on property					1.00%	1.00%	1.00%	1.00%	1.00%
If sport facilities on property					1.00%	1.00%	1.00%	1.00%	1.00%
If transport is provided to workers					1.00%	1.00%	1.00%	1.00%	1.00%
If training is provided to workers					1.00%	1.00%	1.00%	1.00%	1.00%
Water tariffs									
0 - 6	(fill in thresholds)				5.76	6.22	-	-	-
7 - 20	(fill in thresholds)				11.62	12.54	-	-	-
21 - 50	(fill in thresholds)				11.62	12.54	-	-	-
51 - 100	(fill in thresholds)				13.38	14.44	-	-	-
101 - 200	(fill in thresholds)				14.06	15.17	-	-	-
201 - 1000	(fill in thresholds)				14.79	15.96	-	-	-
1001 - 1500	(fill in thresholds)				12.57	13.56	-	-	-
1501 - 2000	(fill in thresholds)				10.67	11.51	-	-	-
2000 +	(fill in thresholds)				9.04	9.75	-	-	-
Waste water tariffs									
Basic charge/ fixed fee	(fill in structure)				124.60	134.21	142.00	150.52	159.55
Electricity tariffs									
Basic charge/ Fixed fee : Single Phase	(fill in thresholds)				177.24	181.00	193.38	204.98	217.28
Basic charge/ Fixed fee : Three Phase					634.21	646.00	690.19	731.60	775.49
Basic charge/ Fixed fee : KVA					180.00	183.00	192.31	203.85	216.08
<i>Cons Single Phase</i>									
0 - 50kwh					0.84	0.86	0.92	0.97	1.03
51 - 350 kwh					1.07	1.09	1.16	1.23	1.31
351 - 600kwh					1.24	1.26	1.35	1.43	1.51
601+kwh					1.37	1.39	1.49	1.58	1.67
<i>Cons Three Phase</i>									
0 - 50kwh					1.35	1.38	1.47	1.56	1.66
51 - 350 kwh					1.35	1.38	1.47	1.56	1.66
351 - 600kwh					1.35	1.38	1.47	1.56	1.66
601+kwh					1.35	1.38	1.47	1.56	1.66
<i>Consumption KVA</i>									
0 - 50kwh					0.93	0.95	1.03	1.09	1.15
51 - 350 kwh					0.93	0.95	1.03	1.09	1.15
351 - 600kwh					0.93	0.95	1.03	1.09	1.15
601+kwh					0.93	0.95	1.03	1.09	1.15
<i>Cons Lifeline</i>									
0 - 50kwh					0.84	0.86	0.91	0.97	1.03
51 - 350 kwh					1.00	1.02	1.09	1.15	1.22
351 - 600kwh					1.07	1.09	1.16	1.23	1.31
601+kwh					1.25	1.27	1.36	1.44	1.53
<i>Prepaid Single Phase</i>									
0 - 50kwh					0.84	0.86	0.91	0.97	1.03
51 - 350 kwh					1.08	1.10	1.18	1.25	1.32
351 - 600kwh					1.49	1.52	1.62	1.72	1.82
601+kwh					1.75	1.78	1.90	2.02	2.14
<i>Prepaid Lifeline</i>									
0 - 50kwh					0.84	0.86	0.91	0.97	1.03
51 - 350 kwh					1.00	1.02	1.09	1.15	1.22
351 - 600kwh					1.07	1.09	1.16	1.23	1.31
601+kwh					1.25	1.27	1.36	1.44	1.53
<i>Prepaid Three Phase</i>									
0 - 50kwh					1.50	1.53	1.63	1.73	1.83
51 - 350 kwh					1.50	1.53	1.63	1.73	1.83
351 - 600kwh	(fill in thresholds)				1.50	1.53	1.63	1.73	1.83
601+kwh	(fill in thresholds)				1.50	1.53	1.63	1.73	1.83

Table SA21 Transfers and grants made by the municipality

WC013 Bergrivier - Supporting Table SA21 Transfers and grants made by the municipality

Description	Ref	2014/15	2015/16	2016/17	Current Year 2017/18				2018/19 Medium Term Revenue & Expenditure Framework		
		Audited Outcome	Audited Outcome	Audited Outcome	Original Budget	Adjusted Budget	Full Year Forecast	Pre-audit outcome	Budget Year 2018/19	Budget Year +1 2019/20	Budget Year +2 2020/21
Cash Transfers to Organisations											
POMA					902	902	902	902	1,360	1,433	1,512
Toerismeburo's: PB; PV; VD					-	-	-	-	-	-	-
Toerisme: Organisasie BR					1,892	1,892	1,892	1,892	2,035	2,145	2,263
Museums: PB & PV					457	457	457	457	485	511	539
Museums: PV					-	-	-	-	-	-	-
Museums: GV					-	-	-	-	-	-	-
Museums: VD					24	24	24	24	25	27	28
Museums: BR					-	-	-	-	-	-	-
Sportrade: PB					40	40	40	40	-	-	-
Sportrade: PV					40	40	40	40	-	-	-
Sportrade: VD					40	40	40	40	-	-	-
Sportrade: RH; AR; EK; GV; WW					-	-	-	-	-	-	-
Sportforum					140	140	140	140	227	239	252
Boland Rugby					-	-	-	-	-	-	-
SPCA					120	120	120	120	78	82	87
PB Golf					-	-	-	-	-	-	-
Veldrif Rolbalkklub					-	-	-	-	-	-	-
Bergrivier Golf					-	-	-	-	-	-	-
Bergrivier Bewaring					-	-	-	-	-	-	-
BEMF					135	135	135	135	143	151	159
Bergrivier Canoe Marathon					54	54	54	54	57	60	63
Veldrif Animal Welfare					25	25	25	25	103	109	115
Piketberg Animal Welfare					25	25	25	25	-	-	-
St Helena Bay Water Quality Trust					45	45	45	45	45	48	51
FLOW					220	220	220	220	-	-	-
External Bursaries					240	240	240	240	360	-	-
Verlorenvlei Art Festival		3,091	3,214	3,551	-	-	-	-	3	3	3
Bursaries (non-employees)					-	-	-	-	300	316	333
Boland Cricket					-	-	-	-	60	63	66
Total Cash Transfers To Organisations		3,091	3,214	3,551	4,398	4,398	4,398	4,398	5,281	5,187	5,471
Cash Transfers to Groups of Individuals											
Insert description											
Total Cash Transfers To Groups Of Individuals:		-	-	-	-	-	-	-	-	-	-
TOTAL CASH TRANSFERS AND GRANTS	6	3,091	3,214	3,551	4,398	4,398	4,398	4,398	5,281	5,187	5,471

Table SA32 – List of external mechanisms

WC013 Bergrivier - Supporting Table SA32 List of external mechanisms

External mechanism Name of organisation	Yrs/ Mths	Period of agreement 1.	Service provided	Expiry date of service delivery agreement or contract	Monetary value of agreement 2.
		Number			R thousand
TRUSC	Yrs	3	IT	30 June 2018	336
Vodacom	Yrs	2	Cellphones	30 June 2019	
Conlog	Yrs		Prepaid Electricity System	31 March 2018	2,600
G4S	Yrs		Transfer of Money		
ABSA	Yrs	5	Bank Services	30 June 2018	
Cillie & Associates	Yrs		Municipal Valuator		
Phenix (VESTA)	Yrs		Financial system		2,000
Wasteman	Yrs	43281	Refuse Removal		4,800

Table SA38 – Consolidated detailed operational projects

WC013 Bergrivier - Supporting Table SA38 Consolidated detailed operational projects

Municipal Vote/Operational project	Ref	Program/Project description	Project number	IDP Goal code	Individually Approved (Yes/No)	Asset Class	Asset Sub-Class	GPS co-ordinates	Total Project Estimate	Prior year outcomes		2018/19 Medium Term Revenue & Expenditure Framework			Project information
										Audited Outcome 2016/17	Current Year 2017/18 Full Year Forecast	Budget Year 2018/19	Budget Year +1 2019/20	Budget Year +2 2020/21	Ward location
R thousand	4				6			5							
Parent municipality: <i>List all operational projects grouped by Municipal Vote</i>															
No															
Parent operational expenditure	1											-	-	-	

2.14 Municipal manager's quality certificate

I, H Linde, Municipal Manager of Bergrivier Municipality, hereby certify that the annual budget and supporting documentation have been prepared in accordance with the Municipal Finance Management Act and the regulations made under the Act, and that the annual budget and supporting documents are consistent with the Integrated Development Plan of the municipality.

Print Name H Linde

Municipal Manager of Bergrivier Municipality (WC013)

Signature

A handwritten signature in black ink, appearing to read 'H Linde', is written over a horizontal line.

Date

24 May 2018

MUNISIPALITEIT BERGRIVIER

TARIEWE

Tariewe van toepassing met ingang van eerste rekening wat gelewer word na 1 Julie tensy anders aangedui.	Tarief vanaf 1 Julie 2017 (Ingesluit 14% BTW)	Tarief vanaf 1 Julie 2017 (Uitgesluit 14% BTW)	14% BTW
ALLE TARIEWE SLUIT B.T.W. IN	R		

Tarief vanaf 1 April 2018 (Ingesluit 15% BTW)	Tarief vanaf 1 April 2018 (Uitgesluit 15% BTW)	15% BTW
R		

Tarief vanaf 1 Julie 2018 (Ingesluit 15% BTW)	Tarief vanaf 1 Julie 2018 (Uitgesluit 15% BTW)	15% BTW
R		

1 BEGRAAFPLAASFOOIE ALLE BEGRAAFPLASE

a) Inwoners en Belastingbetalers

Aankoop/bespreek van grafperseel	859.00	753.51	105.49	1%	866.54	753.51	113.03	6.05%	919.00	799.13	119.87
Kinder Ry (Ditto)	503.00	441.23	61.77	1%	507.41	441.23	66.18	6.03%	538.00	467.83	70.17
NIS	1,150.00	1,008.77	141.23	1%	1,160.09	1,008.77	151.32	6.03%	1,230.00	1,069.57	160.43
Oopmaak van graf (Duplex, dubbel of bespreekte)	338.00	296.49	41.51	1%	340.96	296.49	44.47	5.88%	361.00	313.91	47.09
Toemaak van duplex graf (Duplex, dubbel of bespreekte)	168.00	147.37	20.63	1%	169.47	147.37	22.11	6.21%	180.00	156.52	23.48
Addisionele uitgraving vir uitbou van graf	343.00	300.88	42.12	1%	346.01	300.88	45.13	6.07%	367.00	319.13	47.87

Geregistreeerde deernis persone en hulle wettige getroude gades wat staatsouderdompensioen ontvang, kwalifiseer vir 50% korting op begraafplaasfooie.

b) Nie-Munisipale Inwoners tydens sterfte

Aankoop/bespreek van grafperseel	1,296.00	1,136.84	159.16	1%	1,307.37	1,136.84	170.53	6.01%	1,386.00	1,205.22	180.78
Kinder Ry (Ditto)	755.00	662.28	92.72	1%	761.62	662.28	99.34	5.96%	807.00	701.74	105.26
NIS	1,732.00	1,519.30	212.70	1%	1,747.19	1,519.30	227.89	6.00%	1,852.00	1,610.43	241.57
Oopmaak van graf (Duplex, dubbel of bespreekte)	338.00	296.49	41.51	1%	340.96	296.49	44.47	5.88%	361.00	313.91	47.09
Toemaak van duplex graf (Duplex, dubbel of bespreekte)	168.00	147.37	20.63	1%	169.47	147.37	22.11	6.21%	180.00	156.52	23.48
Addisionele uitgraving vir uitbou van graf	343.00	300.88	42.12	1%	346.01	300.88	45.13	6.07%	367.00	319.13	47.87

c) ARMLASTIGE BEGRAFNISSE

Die bepaling van toepaslike wetgewing sal geld

Enkel Graf + Kis	903.00	792.11	110.89	1%	910.92	792.11	118.82	6.05%	966.00	840.00	126.00
------------------	--------	--------	--------	----	--------	--------	--------	-------	--------	--------	--------

2 BESKIKBAARHEIDSGELDE

Alle onbeboude eiendom

a) Elektrisiteit per erf - per jaar	1,902.00	1,668.42	233.58	0.01	1,918.68	1,668.42	250.26	5.96%	2,033.00	1,768.00	265.20
b) Riool per erf - per jaar	1,455.00	1,276.32	178.68	0.01	1,467.76	1,276.32	191.45	6.01%	1,556.00	1,353.00	202.95
c) Water per erf - per jaar	783.00	686.84	96.16	0.01	789.87	686.84	103.03	5.97%	837.00	728.00	109.20
d) Vuilis per erf - per jaar	1,594.00	1,398.25	195.75	0.01	1,607.98	1,398.25	209.74	5.97%	1,704.00	1,482.00	222.30

Eiendom met 'n waarde, soos deur die Raad bepaal, word uitgesluit van die heffing van beskikbaarheidsgelde. Verwys na die TARIEFBELEID.

3 SMOUSE

a) Geproklameerde staanplek - per finansiële jaar of pro-rata per maand daarvan vooruitbetaalbaar	630.00	552.63	77.37	1%	635.53	552.63	82.89	5.42%	670.00	582.61	87.39
b) Informele handelsentrum - per maand vooruitbetaalbaar	160.00	140.35	19.65	1%	161.40	140.35	21.05	5.33%	170.00	147.83	22.17
c) Smous tarief per dag	50.00	43.86	6.14	1%	50.44	43.86	6.58	-0.87%	50.00	43.48	6.52

TARIEWE

Tariewe van toepassing met ingang van eerste rekening wat gelewer word na 1 Julie tensy anders aangedui.	Tarief vanaf 1 Julie 2017 (Ingesluit 14% BTW)	Tarief vanaf 1 Julie 2017 (Uitgesluit 14% BTW)	14% BTW
-----------------------------------------------------------------------------------------------------------------	--------------------------------------------------	---------------------------------------------------	---------

Tarief vanaf 1 April 2018 (Ingesluit 15% BTW)	Tarief vanaf 1 April 2018 (Uitgesluit 15% BTW)	15% BTW
--------------------------------------------------	---------------------------------------------------	---------

Tarief vanaf 1 Julie 2018 (Ingesluit 15% BTW)	Tarief vanaf 1 Julie 2018 (Uitgesluit 15% BTW)	15% BTW
--------------------------------------------------	---------------------------------------------------	---------

4 FOTOSTATIESE AFDRUKKE

a) Per bladsy - A4	1.00	0.88	0.12	1%	1.01	0.88	0.13	-0.87%	1.00	0.87	0.13
b) Per bladsy - A3	1.50	1.32	0.18	1%	1.51	1.32	0.20	-0.87%	1.50	1.30	0.20

5 WOONWAPARKE & STRANDDOORDE

Die binne seisoen word beskou as die periode vanaf 14 Desember tot 6 Januarie asook Paasnaweek.

Die volle bedrag vir bespreking vir die Desember/Januarie somer vakansie seisoen moet teen 31 Augustus betaal wees. Spesiale versoeke sal op meriete oorweeg word.

'n Verpligte nie-terugbetaalbare aansoekfooie van R200 vir alle besprekings vir seisoen besprekings is betaalbaar. Indien die aansoekfooie nie betaal is nie, sal die aansoek nie oorweeg word nie.

15% Korting vir pensioenarisse (uitgesluit binne seisoen).

'n Standaard afslag van 10% word buite seisoen toegestaan aan groepsbesprekings van ses of meer huisies/persele en/of vyf rondawels

Kansellasië beleid:

Nie-Arriveer - 100% van besprekingsbetaling word verbeur

Kansellasië binne 7 dae van aankomsdatum - 80% van bespreking/betaling word verbeur

Kansellasië meer as 7 dae van aankomsdatum - 50% van bespreking/betaling word verbeur

Uitboek voor vertrekdatum - Geen terugbetaling (ingesluit sterftes en siektes)

A PIKETBERG

a) Die eerste ses persone van 'n gesin

Basies - per dag	117.00	102.63	14.37	1%	118.03	102.63	15.39	5.91%	125.00	108.70	16.30
Krag - per dag	42.00	36.84	5.16	1%	42.37	36.84	5.53	6.21%	45.00	39.13	5.87
Sleuteldeposito - per Huurder	40.00	35.09	4.91	1%	40.35	35.09	5.26	6.57%	43.00	37.39	5.61

B Stywelyne Strandoord

a) Karavaan Staanplekke - per dag (6 persone)

Binne Seisoen (14 Desember tot 6 Januarie en Paasnaweek)	400.00	350.88	49.12	1%	403.51	350.88	52.63	6.07%	428.00	372.17	55.83
----------------------------------------------------------	--------	--------	-------	----	--------	--------	-------	-------	--------	--------	-------

Buite Seisoen (1 Desember-13 Desember, 7 Januarie-31 Januarie, Februarie, Maart, April, September, Oktober, November) Uitgesonder Paasnaweek

Mid-week	120.00	105.26	14.74	1%	121.05	105.26	15.79	5.74%	128.00	111.30	16.70
Naweke	217.00	190.35	26.65	1%	218.90	190.35	28.55	5.98%	232.00	201.74	30.26
Buite Seisoen (Winter Tarief) Mei, Junie, Julie en Augustus											
Mid-week	81.00	71.05	9.95	1%	81.71	71.05	10.66	6.47%	87.00	75.65	11.35
Naweke	108.00	94.74	13.26	1%	108.95	94.74	14.21	5.56%	115.00	100.00	15.00

TARIEWE

Tariewe van toepassing met ingang van eerste rekening wat gelewer word na 1 Julie tensy anders aangedui.	Tarief vanaf 1 Julie 2017 (Ingesluit 14% BTW)	Tarief vanaf 1 Julie 2017 (Uitgesluit 14% BTW)	14% BTW
-----------------------------------------------------------------------------------------------------------------	--------------------------------------------------	---------------------------------------------------	---------

Tarief vanaf 1 April 2018 (Ingesluit 15% BTW)	Tarief vanaf 1 April 2018 (Uitgesluit 15% BTW)	15% BTW
--------------------------------------------------	---------------------------------------------------	---------

Tarief vanaf 1 Julie 2018 (Ingesluit 15% BTW)	Tarief vanaf 1 Julie 2018 (Uitgesluit 15% BTW)	15% BTW
--------------------------------------------------	---------------------------------------------------	---------

b) Woonstelle - per dag (6 persone)

Binne Seisoen (14 Desember tot 6 Januarie en Paasnaweek)	972.00							5.97%	1,030.00		
----------------------------------------------------------	--------	--	--	--	--	--	--	-------	----------	--	--

Buite Seisoen (1 Desember-13 Desember, 7 Januarie-31 Januarie, Februarie, Maart, April, September, Oktober, November) Uitgesonder Paasnaweek

Mid-week	515.00	451.75	63.25	1%	519.52	451.75	67.76	6.06%	551.00	479.13	71.87
Naweke	686.00	601.75	84.25	1%	692.02	601.75	90.26	6.07%	734.00	638.26	95.74

Buite Seisoen (Winter Tarief) Mei, Junie, Julie en Augustus

Mid-week	343.00	300.88	42.12	1%	346.01	300.88	45.13	6.07%	367.00	319.13	47.87
Naweke	400.00	350.88	49.12	1%	403.51	350.88	52.63	6.07%	428.00	372.17	55.83

c) Luukse Huisies - per dag (6 persone)

Binne Seisoen (14 Desember tot 6 Januarie en Paasnaweek)	1,149.00	1,007.89	141.11	1%	1,159.08	1,007.89	151.18	6.03%	1,229.00	1,068.70	160.30
----------------------------------------------------------	----------	----------	--------	----	----------	----------	--------	-------	----------	----------	--------

Buite Seisoen (1 Desember-13 Desember, 7 Januarie-31 Januarie, Februarie, Maart, April, September, Oktober, November) Uitgesonder Paasnaweek

Mid-week	858.00	752.63	105.37	1%	865.53	752.63	112.89	5.95%	917.00	797.39	119.61
Naweke	1,029.00	902.63	126.37	1%	1,038.03	902.63	135.39	5.97%	1,100.00	956.52	143.48

Buite Seisoen (Winter Tarief) Mei, Junie, Julie en Augustus

Mid-week	400.00	350.88	49.12	1%	403.51	350.88	52.63	6.07%	428.00	372.17	55.83
Naweke	572.00	501.75	70.25	1%	577.02	501.75	75.26	6.06%	612.00	532.17	79.83

d) Stoor van Woonwaens vooruitbetaalbaar - per jaar

Stoor van Woonwaens vooruitbetaalbaar - per jaar	NVT								NVT		
--------------------------------------------------	-----	--	--	--	--	--	--	--	-----	--	--

e) Addisionele Voertuig - per dag (Slegs Buite Seisoen)

Addisionele Voertuig - per dag (Slegs Buite Seisoen)	59.00	51.75	7.25	1%	59.52	51.75	7.76	5.85%	63.00	54.78	8.22
------------------------------------------------------	-------	-------	------	----	-------	-------	------	-------	-------	-------	------

f) Addisionele Besoekers - per dag

Binne Seisoen											
Huisies	76.00	66.67	9.33	1%	76.67	66.67	10.00	5.65%	81.00	70.43	10.57
Buite Seisoen											
Huisies	40.00	35.09	4.91	1%	40.35	35.09	5.26	6.57%	43.00	37.39	5.61
Binne Seisoen											
Staanplekke	76.00	66.67	9.33	1%	76.67	66.67	10.00	5.65%	81.00	70.43	10.57
Buite Seisoen											
Staanplekke	40.00	35.09	4.91	1%	40.35	35.09	5.26	6.57%	43.00	37.39	5.61
Addisionele Besoekers - (kinders o/12) per dag											
Binne en buite seisoen	35.00	30.70	4.30	1%	35.31	30.70	4.61	4.80%	37.00	32.17	4.83

g) Dagkampering

Dagkampeerders / Besoekers - insluitend swembadfoot	40.00	35.09	4.91	1%	40.35	35.09	5.26	6.57%	43.00	37.39	5.61
Motorvoertuie & sleepwaens (Slegs binne seisoen)	n/a								n/a		
Busse / Vragmotors	n/a								n/a		

h) Permanente Inwoners

Persele met Elektrisiteit - per maand	707.00	620.18	86.82	1%	713.20	620.18	93.03	6.00%	756.00	657.39	98.61
Persele sonder Elektrisiteit - per maand	944.00	828.07	115.93	1%	952.28	828.07	124.21	5.96%	1,009.00	877.39	131.61

TARIEWE

Tariewe van toepassing met ingang van eerste rekening wat gelewer word na 1 Julie tensy anders aangedui.	Tarief vanaf 1 Julie 2017 (Ingesluit 14% BTW)	Tarief vanaf 1 Julie 2017 (Uitgesluit 14% BTW)	14% BTW
-----------------------------------------------------------------------------------------------------------------	--------------------------------------------------	---------------------------------------------------	---------

Tarief vanaf 1 April 2018 (Ingesluit 15% BTW)	Tarief vanaf 1 April 2018 (Uitgesluit 15% BTW)	15% BTW
--------------------------------------------------	---------------------------------------------------	---------

Tarief vanaf 1 Julie 2018 (Ingesluit 15% BTW)	Tarief vanaf 1 Julie 2018 (Uitgesluit 15% BTW)	15% BTW
--------------------------------------------------	---------------------------------------------------	---------

C Dwarskersbos Strandoord

a) Karavaan Staanplekke - per dag (6 persone)

Binne Seisoen (14 Desember tot 6 Januarie en Paasnaweek)	435.00	381.58	53.42	1%	438.82	381.58	57.24	5.97%	465.00	404.35	60.65
----------------------------------------------------------	--------	--------	-------	----	--------	--------	-------	-------	--------	--------	-------

Buite Seisoen (1 Desember-13 Desember, 7 Januarie-31 Januarie, Februarie, Maart, April, September, Oktober, November) Uitgesonder Paasnaweek

Mid-week	120.00	105.26	14.74	1%	121.05	105.26	15.79	5.74%	128.00	111.30	16.70
Naweke	217.00	190.35	26.65	1%	218.90	190.35	28.55	5.98%	232.00	201.74	30.26

Buite Seisoen (Winter Tarief) Mei, Junie, Julie en Augustus

Mid-week	81.00	71.05	9.95	1%	81.71	71.05	10.66	6.47%	87.00	75.65	11.35
Naweke	108.00	94.74	13.26	1%	108.95	94.74	14.21	5.56%	115.00	100.00	15.00

b) Rondawels - per dag (6 persone)

Binne Seisoen (14 Desember tot 6 Januarie en Paasnaweek)	686.00	601.75	84.25	1%	692.02	601.75	90.26	6.07%	734.00	638.26	95.74
----------------------------------------------------------	--------	--------	-------	----	--------	--------	-------	-------	--------	--------	-------

Buite Seisoen (1 Desember-13 Desember, 7 Januarie-31 Januarie, Februarie, Maart, April, September, Oktober, November) Uitgesonder Paasnaweek

Mid-week	457.00	400.88	56.12	1%	461.01	400.88	60.13	6.07%	489.00	425.22	63.78
Naweke	515.00	451.75	63.25	1%	519.52	451.75	67.76	6.06%	551.00	479.13	71.87

Buite Seisoen (Winter Tarief) Mei, Junie, Julie en Augustus

Mid-week	229.00	200.88	28.12	1%	231.01	200.88	30.13	6.06%	245.00	213.04	31.96
Naweke	286.00	250.88	35.12	1%	288.51	250.88	37.63	6.06%	306.00	266.09	39.91

c) Woonstelle - per dag (6 persone)

Binne Seisoen (14 Desember tot 6 Januarie en Paasnaweek)	972.00	852.63	119.37	1%	980.53	852.63	127.89	5.96%	1,039.00	903.48	135.52
----------------------------------------------------------	--------	--------	--------	----	--------	--------	--------	-------	----------	--------	--------

Buite Seisoen (1 Desember-13 Desember, 7 Januarie-31 Januarie, Februarie, Maart, April, September, Oktober, November) Uitgesonder Paasnaweek

Mid-week	515.00	451.75	63.25	1%	519.52	451.75	67.76	6.06%	551.00	479.13	71.87
Naweke	686.00	601.75	84.25	1%	692.02	601.75	90.26	6.07%	734.00	638.26	95.74

Buite Seisoen (Winter Tarief) Mei, Junie, Julie en Augustus

Mid-week	286.00	250.88	35.12	1%	288.51	250.88	37.63	6.06%	306.00	266.09	39.91
Naweke	457.00	400.88	56.12	1%	461.01	400.88	60.13	6.07%	489.00	425.22	63.78

d) Addisionele Voertuig - per dag (Slegs Buite Seisoen)

Binne Seisoen	59.00	51.75	7.25	1%	59.52	51.75	7.76	5.85%	63.00	54.78	8.22
---------------	-------	-------	------	----	-------	-------	------	-------	-------	-------	------

e) Addisionele Persoon meer as toelaatbaar - per dag

Binne Seisoen

Huisies	76.00	66.67	9.33	1%	76.67	66.67	10.00	5.65%	81.00	70.43	10.57
---------	-------	-------	------	----	-------	-------	-------	-------	-------	-------	-------

Buite Seisoen

Huisies	40.00	35.09	4.91	1%	40.35	35.09	5.26	6.57%	43.00	37.39	5.61
---------	-------	-------	------	----	-------	-------	------	-------	-------	-------	------

Binne Seisoen

Staanplekke	76.00	66.67	9.33	1%	76.67	66.67	10.00	5.65%	81.00	70.43	10.57
-------------	-------	-------	------	----	-------	-------	-------	-------	-------	-------	-------

Buite Seisoen

Staanplekke	40.00	35.09	4.91	1%	40.35	35.09	5.26	6.57%	43.00	37.39	5.61
-------------	-------	-------	------	----	-------	-------	------	-------	-------	-------	------

Addisionele Besoekers - (kinders o/12) per dag

Binne en buite seisoen	35.00	30.70	4.30	1%	35.31	30.70	4.61	4.80%	37.00	32.17	4.83
------------------------	-------	-------	------	----	-------	-------	------	-------	-------	-------	------

TARIEWE

Tariewe van toepassing met ingang van eerste rekening wat gelewer word na 1 Julie tensy anders aangedui.	Tarief vanaf 1 Julie 2017 (Ingesluit 14% BTW)	Tarief vanaf 1 Julie 2017 (Uitgesluit 14% BTW)	14% BTW		Tarief vanaf 1 April 2018 (Ingesluit 15% BTW)	Tarief vanaf 1 April 2018 (Uitgesluit 15% BTW)	15% BTW		Tarief vanaf 1 Julie 2018 (Ingesluit 15% BTW)	Tarief vanaf 1 Julie 2018 (Uitgesluit 15% BTW)	15% BTW
f) Dagkampering											
Dagkampeerders / Besoekers - insluitend swembadfooi	40.00	35.09	4.91	1%	40.35	35.09	5.26	6.57%	43.00	37.39	5.61
Motorvoertuie & sleepwaens (Slegs binne seisoen)	n/a								n/a		
Busse / Vragmotors	Nie Toegelaat								Nie Toegelaat		
g) Saal											
Deposito	800.00	701.75	98.25	1%	807.02	701.75	105.26	6.57%	860.00	747.83	112.17
Huur	1,077.00	944.74	132.26	1%	1,086.45	944.74	141.71	6.03%	1,152.00	1,001.74	150.26
Skoolgroepe - per kop	23.00	20.18	2.82	1%	23.20	20.18	3.03	7.75%	25.00	21.74	3.26
h) Sleuteldeposito's											
Alle wooneenhede	350.00	307.02	42.98	1%	353.07	307.02	46.05	4.80%	370.00	321.74	48.26
Tag - kampeerstaanplekke (uitgesluit binne seisoen)	230.00	201.75	28.25	1%	232.02	201.75	30.26	7.75%	250.00	217.39	32.61

6 SWEMBADDENS

a) Persone onder die ouderdom van 18 jaar	5.00	4.39	0.61	0%	5.00	4.35	0.65	0.00%	5.00	4.35	0.65
b) Persone bo die ouderdom van 18 jaar	5.00	4.39	0.61	0%	5.00	4.35	0.65	0.00%	5.00	4.35	0.65

7 PLANFOOIE

Nie - terugbetaalbare aansoekfooie

a) Minimum fooi van toepassing op enige plan	295.00	258.77	36.23	1%	297.59	258.77	38.82	5.85%	315.00	273.91	41.09
b) Strukture per vierkante meter soos per die NBR	19.00	16.67	2.33	1%	19.17	16.67	2.50	4.35%	20.00	17.39	2.61
c) Bouersdeposito	845.00	741.23	103.77	1%	852.41	741.23	111.18	6.05%	904.00	786.09	117.91
d) Tydelike Strukture per vierkante meter	15.00	13.16	1.84	1%	15.13	13.16	1.97	5.74%	16.00	13.91	2.09
e) Boete vir bou sonder goedgekeurde planne per vierkante meter	95.00	83.33	11.67	1%	95.83	83.33	12.50	6.43%	102.00	88.70	13.30
f) Nie-residensiele skure, motorhuise en afdakke per vierkante meter	12.00	10.53	1.47	1%	12.11	10.53	1.58	7.39%	13.00	11.30	1.70

8 TOETS VAN METERS

Per toets, indien die meter foutief is, sal die bedrag op die persoon se rekening gekrediteur word, indien nie, word die bedrag verbeur

	289.00	253.51	35.49	1%	291.54	253.51	38.03	5.99%	309.00	268.70	40.30
--	--------	--------	-------	----	--------	--------	-------	-------	--------	--------	-------

9 DIENSTE DEPOSITO'S

a) Huishoudelik

Vooruitbetaalde Elektrisiteit, Water, Riool, Vullisverwydering	998.00	875.44	122.56	1%	1,006.75	875.44	131.32	5.98%	1,067.00	927.83	139.17
Konvensionele Elektrisiteit, Water, Riool, Vullisverwydering	1,561.00	1,369.30	191.70	1%	1,574.69	1,369.30	205.39	5.99%	1,669.00	1,451.30	217.70

TARIEWE

Tariewe van toepassing met ingang van eerste rekening wat gelewer word na 1 Julie tensy anders aangedui.	Tarief vanaf 1 Julie 2017 (Ingesluit 14% BTW)	Tarief vanaf 1 Julie 2017 (Uitgesluit 14% BTW)	14% BTW
-----------------------------------------------------------------------------------------------------------------	-----------------------------------------------	------------------------------------------------	---------

Tarief vanaf 1 April 2018 (Ingesluit 15% BTW)	Tarief vanaf 1 April 2018 (Uitgesluit 15% BTW)	15% BTW
-----------------------------------------------	------------------------------------------------	---------

Tarief vanaf 1 Julie 2018 (Ingesluit 15% BTW)	Tarief vanaf 1 Julie 2018 (Uitgesluit 15% BTW)	15% BTW
-----------------------------------------------	------------------------------------------------	---------

b) Besighede

Elektrisiteit, Water, Riool, Vullisverwydering. Die bedrag sal aangepas word om 1 maand se gemiddelde rekening (Bereken op die voorafgaande 6 maande) te dek na wanbetaling die eerste keer voorkom. Bankwaarborg kan in die plek van 'n deposito ingedien word.	1,561.00	1,369.30	191.70	1%	1,574.69	1,369.30	205.39	5.99%	1,669.00	1,451.30	217.70
--------------------------------------------------------------------------------------------------------------------------------------------------------------------------------------------------------------------------------------------------------------------	----------	----------	--------	----	----------	----------	--------	-------	----------	----------	--------

c) Laekoste behuising/Hulpbehoewende/Staatsouderdomspensioenarisse.

Betaalbaar by betrekking van die huis of nadat wanbetaling die eerste keer voorkom.	370.00	324.56	45.44	1%	373.25	324.56	48.68	6.10%	396.00	344.35	51.65
-------------------------------------------------------------------------------------	--------	--------	-------	----	--------	--------	-------	-------	--------	--------	-------

10 Administratiewe Dokumentasie

Per gedrukte lyn

a) Finansiële state (Aan publiek)	82.00	71.93	10.07	1%	82.72	71.93	10.79	6.38%	88.00	76.52	11.48
b) Begrotings (Aan publiek)	147.00	128.95	18.05	1%	148.29	128.95	19.34	5.87%	157.00	136.52	20.48
c) Agendas	104.00	91.23	12.77	1%	104.91	91.23	13.68	5.80%	111.00	96.52	14.48
d) Notule	63.00	55.26	7.74	1%	63.55	55.26	8.29	5.42%	67.00	58.26	8.74

11 OPENBARE OOP TERREINE

a) Per dag per perseel	1,000.00	877.19	122.81	0%	1,000.00	869.57	130.43	0.00%	1,000.00	869.57	130.43
------------------------	----------	--------	--------	----	----------	--------	--------	-------	----------	--------	--------

12 INLIGTINGCERTIFIKATE

a) Per sertifikaat (Waardasie,Uitklaring,Sonering ens)	131.00	114.91	16.09	1%	132.15	114.91	17.24	5.94%	140.00	121.74	18.26
--------------------------------------------------------	--------	--------	-------	----	--------	--------	-------	-------	--------	--------	-------

13 GEMEENSKAP - EN ANDER SALE

(Aansoek om GRATIS gebruik van enige saal moet aan die MUNISIPALE BESTUURDER gerig word, waarna dit op meriete oorweeg sal word. Die bespreking van die saal moet dan ook self gedoen word.)

Die Gemeenskapsale word nie uitverhuur/beskikbaar gestel vir individue wat fondsinsamelings/danse en/of opvoerings aanbied vir eie gewin nie.

A GEMEENSKAPSALE

i) Enige geleentheid waarvoor enige vorm van toegang gevra word.

Huur	338.00	296.49	41.51	1%	340.96	296.49	44.47	5.88%	361.00	313.91	47.09
Deposito	624.00	547.37	76.63	1%	629.47	547.37	82.11	5.96%	667.00	580.00	87.00
Kombuis - huur	168.00	147.37	20.63	1%	169.47	147.37	22.11	6.21%	180.00	156.52	23.48

ii) Enige geleentheid waarvoor geen vorm van toegang gevra word nie.

Huur	168.00	147.37	20.63	1%	169.47	147.37	22.11	6.21%	180.00	156.52	23.48
Deposito	330.00	289.47	40.53	1%	332.89	289.47	43.42	6.04%	353.00	306.96	46.04
Kombuis - huur	168.00	147.37	20.63	1%	169.47	147.37	22.11	6.21%	180.00	156.52	23.48

TARIEWE

Tariewe van toepassing met ingang van eerste rekening wat gelewer word na 1 Julie tensy anders aangedui.	Tarief vanaf 1 Julie 2017 (Ingesluit 14% BTW)	Tarief vanaf 1 Julie 2017 (Uitgesluit 14% BTW)	14% BTW
-----------------------------------------------------------------------------------------------------------------	--------------------------------------------------	---------------------------------------------------	---------

Tarief vanaf 1 April 2018 (Ingesluit 15% BTW)	Tarief vanaf 1 April 2018 (Uitgesluit 15% BTW)	15% BTW
--------------------------------------------------	---------------------------------------------------	---------

Tarief vanaf 1 Julie 2018 (Ingesluit 15% BTW)	Tarief vanaf 1 Julie 2018 (Uitgesluit 15% BTW)	15% BTW
--------------------------------------------------	---------------------------------------------------	---------

B BIBLIOTEEKSALE (Maksimum 100 persone)

i) Slegs geleenthede waarvoor geen vorm van toegang gevra word.

Huur	168.00	147.37	20.63	1%	169.47	147.37	22.11	6.21%	180.00	156.52	23.48
Deposito	168.00	147.37	20.63	1%	169.47	147.37	22.11	6.21%	180.00	156.52	23.48
Hoof Kombuis (Breekgoed ingesluit)	168.00	147.37	20.63	1%	169.47	147.37	22.11	6.21%	180.00	156.52	23.48

C STADSAAL

i) Enige geleentheid

Huur	1,655.00	1,451.75	203.25	1%	1,669.52	1,451.75	217.76	6.02%	1,770.00	1,539.13	230.87
Deposito	781.00	685.09	95.91	1%	787.85	685.09	102.76	5.98%	835.00	726.09	108.91

14 SKUTGELDE

a) Voertuie per dag - (plus insleepkoste)	127.00	111.40	15.60	1%	128.11	111.40	16.71	6.16%	136.00	118.26	17.74
-------------------------------------------	--------	--------	-------	----	--------	--------	-------	-------	--------	--------	-------

15 PLAKKATE

a) Algemene plakkate Deposito Per Dorp	484.00	424.56	59.44	1%	488.25	424.56	63.68	6.09%	518.00	450.43	67.57
b) Verkiesingsplakkate Deposito vir Bergrivier	1,213.00	1,064.04	148.96	1%	1,223.64	1,064.04	159.61	6.00%	1,297.00	1,127.83	169.17

16 DIVERSE HEFFINGS

a) Tjeks deur bank geweier - per tjek	241.00	211.40	29.60	1%	243.11	211.40	31.71	6.12%	258.00	224.35	33.65
(Indien tjek 3 x binne 6 maande geweier, word slegs kontant vir 6 maande aanvaar tensy met Tesourier anders gereël)											
b) Koste vir ontvangs van buitelandse betalings											
c) Peuter met enige munisipale diensmeter uitgesluit koste van nuwe meter.	3,500.00	3,070.18	429.82	0%	3,500.00	3,043.48	456.52	0.00%	3,500.00	3,043.48	456.52

17 VERKEER

a) Diening van Prosesstukke	200.00	175.44	24.56	0%	200.00	173.91	26.09	0.00%	200.00	173.91	26.09
b) Uitvoering van lasbrief	200.00	175.44	24.56	0%	200.00	173.91	26.09	0.00%	200.00	173.91	26.09

18 WATER (Verwys na laaste bladsy van tariewe)

Aansluiting

Nuwe aansluiting	2,885.00	2,530.70	354.30	1%	2,910.31	2,530.70	379.61	6.00%	3,085.00	2,682.61	402.39
Verandering van 15mm na 20 mm	1,464.00	1,284.21	179.79	1%	1,476.84	1,284.21	192.63	5.97%	1,565.00	1,360.87	204.13

TARIEWE

Tariewe van toepassing met ingang van eerste rekening wat gelewer word na 1 Julie tensy anders aangedui.	Tarief vanaf 1 Julie 2017 (Ingesluit 14% BTW)	Tarief vanaf 1 Julie 2017 (Uitgesluit 14% BTW)	14% BTW
-----------------------------------------------------------------------------------------------------------------	--------------------------------------------------	---------------------------------------------------	---------

Tarief vanaf 1 April 2018 (Ingesluit 15% BTW)	Tarief vanaf 1 April 2018 (Uitgesluit 15% BTW)	15% BTW
--------------------------------------------------	---------------------------------------------------	---------

Tarief vanaf 1 Julie 2018 (Ingesluit 15% BTW)	Tarief vanaf 1 Julie 2018 (Uitgesluit 15% BTW)	15% BTW
--------------------------------------------------	---------------------------------------------------	---------

19 RIOOL

A Spoelriool

Alle Dorpe

Standaardheffing per aansluiting/wooneenheid (insluitende woonstel,deeltitel,tyddeeleenheid) wat ookal die meeste per maand.	153.00	134.21	18.79	0.01	154.34	134.21	20.13	5.61%	163.00	142.00	21.30
------------------------------------------------------------------------------------------------------------------------------	--------	--------	-------	------	--------	--------	-------	-------	--------	--------	-------

B Suig van Septiese Tenke (Binne voormalige munisipale gebiede)

Velddrif

a) Gedurende werksure - Ma tot Vr 08h00 tot 16h30 - per vrag (Maksimum 7 Kl)	352.00	308.77	43.23	1%	355.09	308.77	46.32	5.89%	376.00	326.96	49.04
b) Buite werksure - Ma tot Sat 08h00 tot 16h30 - per vrag (Maksimum 7 Kl)	577.00	506.14	70.86	1%	582.06	506.14	75.92	6.00%	617.00	536.52	80.48
c) Sondae & Openbare Vakansiedae - per vrag (Maksimum 7 Kl)	1,013.00	888.60	124.40	1%	1,021.89	888.60	133.29	5.98%	1,083.00	941.74	141.26

Eendekuil

Slegs gedurende werksure - per vrag (Maks 1 Hef per eiendom per maand)	148.00	129.82	18.18	1%	149.30	129.82	19.47	5.83%	158.00	137.39	20.61
--------------------------------------------------------------------------	--------	--------	-------	----	--------	--------	-------	-------	--------	--------	-------

Aurora

Slegs gedurende werksure - per vrag	148.00	129.82	18.18	1%	149.30	129.82	19.47	5.83%	158.00	137.39	20.61
-------------------------------------	--------	--------	-------	----	--------	--------	-------	-------	--------	--------	-------

C Suig van Septiese Tenke (Buite voormalige munisipale gebiede)

a) Buite Munisipale gebied binne werksure - per vrag + per km	577.00	506.14	70.86	1%	582.06	506.14	75.92	6.00%	617.00	536.52	80.48
b) Buite Munisipale gebied buite werksure - per vrag + per km	1,310.00	1,149.12	160.88	1%	1,321.49	1,149.12	172.37	6.02%	1,401.00	1,218.26	182.74
c) Buite Minisipale gebied Sondae & Openbare Vakansiedae - per vrag + per km	2,026.00	1,777.19	248.81	1%	2,043.77	1,777.19	266.58	5.98%	2,166.00	1,883.48	282.52
d) Buite voormalige dorpsgrense per km vanaf rioolsuiweringswerke	8.00	7.02	0.98	1%	8.07	7.02	1.05	11.52%	9.00	7.83	1.17

D Aansluiting

Nuwe aansluiting selfde kant van straat	873.00	765.79	107.21	1%	880.66	765.79	114.87	5.94%	933.00	811.30	121.70
Nuwe aansluiting oorkant van straat	1,746.00	1,531.58	214.42	1%	1,761.32	1,531.58	229.74	6.00%	1,867.00	1,623.48	243.52

E Oopmaak van rioolverstopping op privaat erwe (slegs binne munisipale gebied)

Maandag tot Vrydag (gedurende werksure)	350.00	304.35	45.65
Maandag tot Saterdag (buite normale werksure)	450.00	391.30	58.70
Sondag en Publieke Vakansiedae	800.00	695.65	104.35

TARIEWE

Tariewe van toepassing met ingang van eerste rekening wat gelewer word na 1 Julie tensy anders aangedui.	Tarief vanaf 1 Julie 2017 (Ingesluit 14% BTW)	Tarief vanaf 1 Julie 2017 (Uitgesluit 14% BTW)	14% BTW
-----------------------------------------------------------------------------------------------------------------	-----------------------------------------------	------------------------------------------------	---------

Tarief vanaf 1 April 2018 (Ingesluit 15% BTW)	Tarief vanaf 1 April 2018 (Uitgesluit 15% BTW)	15% BTW
-----------------------------------------------	------------------------------------------------	---------

Tarief vanaf 1 Julie 2018 (Ingesluit 15% BTW)	Tarief vanaf 1 Julie 2018 (Uitgesluit 15% BTW)	15% BTW
-----------------------------------------------	------------------------------------------------	---------

F Allerlei

Verkoop van gesuiwerde rioolwater by suiweringswerke (per kl)										1.00	0.87	0.13
Wegdoen van riool met privaat trokke by rioolsuiweringswerke (per kl)										30.00	26.09	3.91
Leegmaak van chemiese toilette (per toilet/drom)										45.00	39.13	5.87

20

VULLISVERWYDERING

'n Pak met 25 sakke in word een maal elke ses maande gratis verskaf aan elke huishouding. Dit sal die bewoner / eienaar se verantwoordelikheid wees om te verseker dat hy/sy dit wel ontvang het.

a) Huishoudelik

Verwydering 1 maal per week - per maand	206.00	180.70	25.30	0.01	207.81	180.70	27.11	6.35%	221.00	192.00	28.80
Goedverwacht/Wittewater	Werklike Koste								Werklike Koste		

b) Besighede

Die huishoudelike tarief is ook op alle besighede van toepassing as 'n maandelikse minimum diens vir die verwydering van 2 sakke een maal per week. Enige addisionele verwyderings sal soos hieronder aangedui gehef word.

Per vrag of gedeelte daarvan gedurende werksure (Na ure werklike koste)	719.00	630.70	88.30	1%	725.31	630.70	94.61	6.02%	769.00	668.70	100.30
-------------------------------------------------------------------------	--------	--------	-------	----	--------	--------	-------	-------	--------	--------	--------

c) Tuinvullis

Per vrag of gedeelte daarvan	183.00	160.53	22.47	1%	184.61	160.53	24.08	6.17%	196.00	170.43	25.57
------------------------------	--------	--------	-------	----	--------	--------	-------	-------	--------	--------	-------

d) Vullissakke

per pak van 25	42.00	36.84	5.16	1%	42.37	36.84	5.53	6.21%	45.00	39.13	5.87
----------------	-------	-------	------	----	-------	-------	------	-------	-------	-------	------

e) Bourommel

Per vrag	380.00	333.33	46.67	1%	383.33	333.33	50.00	5.91%	406.00	353.04	52.96
Halwe vrag									210.00	182.61	27.39

f) Storting van vullis by Beheerde Oorlaaistassies

Huishoudelik van buite dorpsgebied (3 sakke)	60.00	52.63	7.37	1%	60.53	52.63	7.89	5.74%	64.00	55.65	8.35
Bakkie (0.5 ton - 1 ton)	113.00	99.12	13.88	1%	113.99	99.12	14.87	6.15%	121.00	105.22	15.78
Vragmotor (1 - 3 ton) half vrag	168.00	147.37	20.63	1%	169.47	147.37	22.11	6.21%	180.00	156.52	23.48
Vragmotor (1 - 3 ton) vol vrag	339.00	297.37	41.63	1%	341.97	297.37	44.61	5.86%	362.00	314.78	47.22
Vragmotor (3 - 5 ton) half vrag	339.00	297.37	41.63	1%	341.97	297.37	44.61	5.86%	362.00	314.78	47.22
Vragmotor (3 - 5 ton) vol vrag	563.00	493.86	69.14	1%	567.94	493.86	74.08	6.00%	602.00	523.48	78.52
Vragmotor (5 - 10 ton) half vrag	563.00	493.86	69.14	1%	567.94	493.86	74.08	6.00%	602.00	523.48	78.52
Vragmotor (5 - 10 ton) vol vrag	1,126.00	987.72	138.28	1%	1,135.88	987.72	148.16	6.00%	1,204.00	1,046.96	157.04

TARIEWE

Tariewe van toepassing met ingang van eerste rekening wat gelewer word na 1 Julie tensy anders aangedui.	Tarfief vanaf 1 Julie 2017 (Ingesluit 14% BTW)	Tarfief vanaf 1 Julie 2017 (Uitgesluit 14% BTW)	14% BTW
----------------------------------------------------------------------------------------------------------	---------------------------------------------------	----------------------------------------------------	---------

Tarfief vanaf 1 April 2018 (Ingesluit 15% BTW)	Tarfief vanaf 1 April 2018 (Uitgesluit 15% BTW)	15% BTW
---------------------------------------------------	----------------------------------------------------	---------

Tarfief vanaf 1 Julie 2018 (Ingesluit 15% BTW)	Tarfief vanaf 1 Julie 2018 (Uitgesluit 15% BTW)	15% BTW
---------------------------------------------------	----------------------------------------------------	---------

21

Eiendomsbelasting

Eiendomsbelasting is van toepassing op die totale markwaarde van Eiendom soos dit voorkom op die Raad se waardasierol 2017.

Eiendom aangedui met gebruik as RESIDENSIEËL in die waardasierol	0.01114				0.01114			-20.02%	0.00891		
Eiendom aangedui met gebruik as GROEP BEHUISING in die waardasierol	0.01114				0.01114						
Eiendom aangedui met gebruik as DEELTITELS in die waardasierol	0.01114				0.01114						
Eiendom aangedui met gebruik as MUNISIPALE BEHUISING in die waardasierol	0.01114				0.01114						
Eiendom aangedui met gebruik as STAATSEIENDOM in die waardasierol	0.01114				0.01114						
Eiendom aangedui met gebruik as MUNISIPALE EIENDOM in die waardasierol	0.01114				0.01114			-20.02%	0.00891		
Eiendom aangedui met gebruik as GODSDIENSTIGE EIENDOM in die waardasierol	0.01114				0.01114						
Eiendom aangedui met gebruik as INSTUTIONELE EIENDOM in die waardasierol	0.01114				0.01114			-20.02%	0.00891		
Eiendom aangedui met gebruik as LANDBOU in die waardasierol (1 : 0.20)	0.00279				0.00279			-36.01%	0.00178		
Eiendom aangedui met gebruik as BESIGHEID in die waardasierol	0.01225				0.01225						
Eiendom aangedui met gebruik as KOMMERSIEËL in die waardasierol	0.01225				0.01225			-20.02%	0.00980		
Eiendom aangedui met gebruik as PSI in die waardasierol									0.00891		
Eiendom aangedui met gebruik as INDUSTRIEËL in die waardasierol	0.01225				0.01225			-20.02%	0.00980		

TARIEWE

Tariewe van toepassing met ingang van eerste rekening wat gelewer word na 1 Julie tensy anders aangedui.	Tarief vanaf 1 Julie 2017 (Ingesluit 14% BTW)	Tarief vanaf 1 Julie 2017 (Uitgesluit 14% BTW)	14% BTW
-----------------------------------------------------------------------------------------------------------------	--------------------------------------------------	---------------------------------------------------	---------

Tarief vanaf 1 April 2018 (Ingesluit 15% BTW)	Tarief vanaf 1 April 2018 (Uitgesluit 15% BTW)	15% BTW
--------------------------------------------------	---------------------------------------------------	---------

Tarief vanaf 1 Julie 2018 (Ingesluit 15% BTW)	Tarief vanaf 1 Julie 2018 (Uitgesluit 15% BTW)	15% BTW
--------------------------------------------------	---------------------------------------------------	---------

Kortings

In terme van die Raad se Belastingbeleid word die volgende kortings, onderhewig aan aansoek en goedkeuring soos in die beleid vervat, toegestaan.

Residensiële eiendom. (Artikel 16(1) en 17(1) van Wet 6 van 2004) eerste bedrag van waarde vrygestel	20,000.00	20,000.00	15,000.00
Munisipale eiendom (Behalwe eiendom verhuur deur die munisipaliteit)	100%	100%	100%
Institusionele Eiendom	per aansoek goedgekeur 50%	per aansoek goedgekeur 50%	per aansoek goedgekeur 50%
Pensionarisse : Eienaar wat jaarliks voor 30 Junie bewys kan lewer dat hy/sy 'n PENSIOEN ontvang soos bepaal in die Deernisbeleid van die Raad.	per aansoek goedgekeur 50%	per aansoek goedgekeur 50%	per aansoek goedgekeur 60%
Liefdadigheidsorganisasies, Sportorganisasies, Landbougenootskappe, Hospitale, Begraafplase ens.	per aansoek goedgekeur 100%	per aansoek goedgekeur 100%	per aansoek goedgekeur 100%
Landbou gebruik- Korting t.o.v. Huisvesting, voorsiening van riool, elektrisiteit, water, vullis, sport, vervoer en opleiding soos vervat in Eiendomsbelastingbeleid met die voldoening aan voorwaardes	per aansoek goedgekeur tot 'n maksimum van 85% van residensiele koers (Verhouding 1:0.15)	per aansoek goedgekeur tot 'n maksimum van 85% van residensiele koers (Verhouding 1:0.15)	per aansoek goedgekeur tot 'n maksimum van 85% van residensiele koers (Verhouding 1:0.15)

22 DEPARTEMENTELE DIENSTE

b) Riool	121.00	106.14	14.86	1%	122.06	106.14	15.92	5.68%	129.00	112.17	16.83
c) Vullisverwydering	165.00	144.74	20.26	1%	166.45	144.74	21.71	5.74%	176.00	153.04	22.96

23 BRANDWEERGELDE

Blus van brand by geboue - per uur	2605.00	2,285.09	319.91	1%	2,627.85	2,285.09	342.76	6.02%	2,786.00	2,422.61	363.39
Blus van veld en ander brande - per uur	774.00	678.95	95.05	1%	780.79	678.95	101.84	6.05%	828.00	720.00	108.00

TARIEWE

Tariewe van toepassing met ingang van eerste rekening wat gelewer word na 1 Julie tensy anders aangedui.	Tarief vanaf 1 Julie 2017 (Ingesluit 14% BTW)	Tarief vanaf 1 Julie 2017 (Uitgesluit 14% BTW)	14% BTW
-----------------------------------------------------------------------------------------------------------------	--------------------------------------------------	---------------------------------------------------	---------

Tarief vanaf 1 April 2018 (Ingesluit 15% BTW)	Tarief vanaf 1 April 2018 (Uitgesluit 15% BTW)	15% BTW
--------------------------------------------------	---------------------------------------------------	---------

Tarief vanaf 1 Julie 2018 (Ingesluit 15% BTW)	Tarief vanaf 1 Julie 2018 (Uitgesluit 15% BTW)	15% BTW
--------------------------------------------------	---------------------------------------------------	---------

27 Elektrisiteit

BASIESE HEFFING												
B3 - KVA Aansluitings	1,925.46	1,689.00	236.46	1%	1,942.35	1,689.00	253.35	6.84%	2,075.21	1,804.53	270.68	

Aanvraag												
Lewenslyn : (Maksimum van tot 20 amp aansluiting)												
A1 - Enkelfase aansluiting hoer as 20 amp	206.34	181.00	25.34	1%	208.15	181.00	27.15	6.84%	222.39	193.38	29.01	
A3 - Driefase aansluiting	736.44	646.00	90.44	1%	742.90	646.00	96.90	6.84%	793.71	690.19	103.53	
D3 - KVA aansluiting per KVA	205.20	180.00	25.20	1%	207.00	180.00	27.00	5.10%	217.56	189.18	28.38	

Verbruik Konfensioneel												
1P CONS SINGLE PHASE												
0 - 50 kwh	0.98	0.86	0.12	1%	0.99	0.86	0.13	6.21%	1.05	0.92	0.14	
51 - 350 kwh	1.24	1.09	0.15	1%	1.25	1.09	0.16	7.12%	1.34	1.16	0.17	
351 - 600 kwh	1.44	1.26	0.18	1%	1.45	1.26	0.19	6.70%	1.55	1.35	0.20	
601 +	1.58	1.39	0.19	1%	1.59	1.39	0.21	7.29%	1.71	1.49	0.22	

3P CONS THREE PHASE											
50.000000 kW	1.57	1.38	0.19	1%	1.58	1.38	0.21	7.34%	1.70	1.47	0.22
350.000000 kW	1.57	1.38	0.19	1%	1.58	1.38	0.21	7.34%	1.70	1.47	0.22
600.000000 kW	1.57	1.38	0.19	1%	1.58	1.38	0.21	7.34%	1.70	1.47	0.22
> 600	1.57	1.38	0.19	1%	1.58	1.38	0.21	7.34%	1.70	1.47	0.22

KV COMSUMPTION KVA											
50.000000 kW	1.09	0.96	0.13	1%	1.10	0.96	0.14	7.32%	1.18	1.03	0.15
350.000000 kW	1.09	0.96	0.13	1%	1.10	0.96	0.14	7.32%	1.18	1.03	0.15
600.000000 kW	1.09	0.96	0.13	1%	1.10	0.96	0.14	7.32%	1.18	1.03	0.15
> 600	1.09	0.96	0.13	1%	1.10	0.96	0.14	7.32%	1.18	1.03	0.15

LL CONS LIFE LINE											
50.000000 kW	0.98	0.86	0.12	1%	0.99	0.86	0.13	6.21%	1.05	0.91	0.14
350.000000 kW	1.16	1.02	0.14	1%	1.17	1.02	0.15	6.82%	1.25	1.09	0.16
600.000000 kW	1.24	1.09	0.15	1%	1.25	1.09	0.16	7.12%	1.34	1.16	0.17
> 600	1.45	1.27	0.18	1%	1.46	1.27	0.19	6.65%	1.56	1.36	0.20

MU CONSUMPTION MUN											
50.000000 kW	0.97	0.85	0.12	1%	0.98	0.85	0.13	6.28%	1.04	0.91	0.14
350.000000 kW	0.97	0.85	0.12	1%	0.98	0.85	0.13	6.28%	1.04	0.91	0.14
600.000000 kW	0.97	0.85	0.12	1%	0.98	0.85	0.13	6.28%	1.04	0.91	0.14
> 600	0.97	0.85	0.12	1%	0.98	0.85	0.13	6.28%	1.04	0.91	0.14

TARIEWE

Tariewe van toepassing met ingang van eerste rekening wat gelewer word na 1 Julie tensy anders aangedui.	Tarief vanaf 1 Julie 2017 (Ingesluit 14% BTW)	Tarief vanaf 1 Julie 2017 (Uitgesluit 14% BTW)	14% BTW
-----------------------------------------------------------------------------------------------------------------	--------------------------------------------------	---------------------------------------------------	---------

Tarief vanaf 1 April 2018 (Ingesluit 15% BTW)	Tarief vanaf 1 April 2018 (Uitgesluit 15% BTW)	15% BTW
--------------------------------------------------	---------------------------------------------------	---------

Tarief vanaf 1 Julie 2018 (Ingesluit 15% BTW)	Tarief vanaf 1 Julie 2018 (Uitgesluit 15% BTW)	15% BTW
--------------------------------------------------	---------------------------------------------------	---------

Verbruik - PRE PAID

Enkelfase											
50.000000 kW	0.98	0.86	0.12	1%	0.99	0.86	0.13	6.21%	1.05	0.91	0.14
350.000000 kW	1.25	1.10	0.15	1%	1.26	1.10	0.16	7.06%	1.35	1.18	0.18
600.000000 kW	1.73	1.52	0.21	1%	1.75	1.52	0.23	7.15%	1.87	1.62	0.24
> 600	2.03	1.78	0.25	1%	2.05	1.78	0.27	6.94%	2.19	1.90	0.29

Life Line											
50.000000 kW	0.98	0.86	0.12	1%	0.99	0.86	0.13	6.21%	1.05	0.91	0.14
350.000000 kW	1.16	1.02	0.14	1%	1.17	1.02	0.15	6.82%	1.25	1.09	0.16
600.000000 kW	1.24	1.09	0.15	1%	1.25	1.09	0.16	7.12%	1.34	1.16	0.17
> 600	1.45	1.27	0.18	1%	1.46	1.27	0.19	6.65%	1.56	1.36	0.20

Driefase											
50.000000 kW	1.74	1.53	0.21	1%	1.76	1.53	0.23	7.11%	1.88	1.63	0.24
350.000000 kW	1.74	1.53	0.21	1%	1.76	1.53	0.23	7.11%	1.88	1.63	0.24
600.000000 kW	1.74	1.53	0.21	1%	1.76	1.53	0.23	7.11%	1.88	1.63	0.24
> 600	1.74	1.53	0.21	1%	1.76	1.53	0.23	7.11%	1.88	1.63	0.24

Aansluitings en Ander Tariewe

Enkelfase	5,513.00	4,835.96	677.04	1%	5,561.36	4,835.96	725.39	6.00%	5,895.04	5,126.12	768.92
Drie Fase	10,733.00	9,414.91	1,318.09	1%	10,827.15	9,414.91	1,412.24	6.00%	11,476.78	9,979.81	1,496.97
Enkelfase - Verander na Vooruitbetaalde	1,337.00	1,172.81	164.19	1%	1,348.73	1,172.81	175.92	6.00%	1,429.65	1,243.18	186.48
Drie Fase - Verander na Vooruitbetaalde	5,513.00	4,835.96	677.04	1%	5,561.36	4,835.96	725.39	6.00%	5,895.04	5,126.12	768.92
Heraansluiting (Waar dienste weens wanbetaling gestaak is uitgesluit)	117.00	102.63	14.37	1%	118.03	102.63	15.39	6.00%	125.11	108.79	16.32
Verandering van aansluiting (Amps)	Breker +R100				Breker +R100				Breker +R100		
Tydlike aansluiting hoogstens vir 3 maande (Boupersele)	1,447.00	1,269.30	177.70	1%	1,459.69	1,269.30	190.39	6.00%	1,547.27	1,345.46	201.82
Huur verdeelkas per dag	297.00	260.53	36.47	1%	299.61	260.53	39.08	6.00%	317.58	276.16	41.42


28

Allerlei	Werklike kostes +10%										
Privaatwerke											
Geen masjiene/toerusting word verhuur nie.											
Versak van randstene (enkel ingang - 3m)									2,500.00	2,173.91	326.09
Versak van randstene (dubbel ingang - 6m)									3,500.00	3,043.48	456.52

Alle Dorpe			VAT		1.15																		
WATER			2017/18 Including 15% VAT		2018/19 Including 15% VAT																		
Basiese Heffing per maand			53.64	6.27%	57.00																		
INCLUDING VAT																							
% Besparing:	20%	20%	25%	30%	30%	35%	35%	40%	40%	45%	45%	50%	50%	55%	55%	60%	60%	65%	65%	70%	70%		
	Old tariff increase	Old tariff amount	Additional 2.5%	New Tariff amount	Additional 2.5%	New Tariff amount	Additional 2.5%	New Tariff amount	Additional 2.5%	New Tariff amount	Additional 2.5%	New Tariff amount	Additional 2.5%	New Tariff amount	Additional 2.5%	New Tariff amount	Additional 2.5%	New Tariff amount	Additional 2.5%	New Tariff amount	Additional 2.5%	New Tariff amount	
Commercial																							
	0 - 6	6.00%	7.58	2.50%	7.77	2.50%	7.97	2.50%	8.17	2.50%	8.37	2.50%	8.58	2.50%	8.79	2.50%	9.01	2.50%	9.24	2.50%	9.47	2.50%	9.71
	7 - 20	6.00%	15.28	2.50%	15.66	2.50%	16.06	2.50%	16.46	2.50%	16.87	2.50%	17.29	2.50%	17.72	2.50%	18.17	2.50%	18.62	2.50%	19.08	2.50%	19.56
	21 - 50	6.00%	15.28	2.50%	15.66	2.50%	16.06	2.50%	16.46	2.50%	16.87	2.50%	17.29	2.50%	17.72	2.50%	18.17	2.50%	18.62	2.50%	19.08	2.50%	19.56
	51 - 100	6.00%	17.60	2.50%	18.04	2.50%	18.49	2.50%	18.95	2.50%	19.42	2.50%	19.91	2.50%	20.41	2.50%	20.92	2.50%	21.44	2.50%	21.98	2.50%	22.53
	101 - 200	6.00%	18.50	2.50%	18.96	2.50%	19.43	2.50%	19.92	2.50%	20.42	2.50%	20.93	2.50%	21.45	2.50%	21.99	2.50%	22.54	2.50%	23.10	2.50%	23.68
	201 - 1000	6.00%	19.46	2.50%	19.95	2.50%	20.44	2.50%	20.96	2.50%	21.48	2.50%	22.02	2.50%	22.57	2.50%	23.13	2.50%	23.71	2.50%	24.30	2.50%	24.91
	1000 - 1500	6.00%	16.53	2.50%	16.95	2.50%	17.37	2.50%	17.81	2.50%	18.25	2.50%	18.71	2.50%	19.17	2.50%	19.65	2.50%	20.15	2.50%	20.65	2.50%	21.17
	1501 - 2000	6.00%	14.03	2.50%	14.38	2.50%	14.74	2.50%	15.11	2.50%	15.49	2.50%	15.87	2.50%	16.27	2.50%	16.68	2.50%	17.09	2.50%	17.52	2.50%	17.96
	2000 +	6.00%	11.89	2.50%	12.19	2.50%	12.49	2.50%	12.81	2.50%	13.13	2.50%	13.45	2.50%	13.79	2.50%	14.13	2.50%	14.49	2.50%	14.85	2.50%	15.22
INCLUDING VAT							8.34																
% Besparing:	25%	30%	35%	35%	40%	40%	45%	45%	50%	50%	55%	55%	60%	60%	65%	65%	70%	70%					
	Old tariff increase	New tariff amount	Additional 2.5%	New Tariff amount	Additional 2.5%	New Tariff amount	Additional 2.5%	New Tariff amount	Additional 2.5%	New Tariff amount	Additional 2.5%	New Tariff amount	Additional 2.5%	New Tariff amount	Additional 2.5%	New Tariff amount	Additional 2.5%	New Tariff amount	Additional 2.5%	New Tariff amount	Additional 2.5%	New Tariff amount	
Residential																							
	0 - 6	7.58	2.50%	7.77	2.50%	7.96	2.50%	8.16	2.50%	8.37	2.50%	8.57	2.50%	8.79	2.50%	9.01	2.50%	9.23	2.50%	9.46	2.50%	9.70	
	7 - 13	16.04	2.50%	16.44	2.50%	16.85	2.50%	17.28	2.50%	17.71	2.50%	18.15	2.50%	18.60	2.50%	19.07	2.50%	19.55	2.50%	20.03	2.50%	20.54	
	14 - 20	19.03	2.50%	19.51	2.50%	20.00	2.50%	20.50	2.50%	21.01	2.50%	21.53	2.50%	22.07	2.50%	22.62	2.50%	23.19	2.50%	23.77	2.50%	24.36	
	21 - 35	23.75	2.50%	24.34	2.50%	24.95	2.50%	25.57	2.50%	26.21	2.50%	26.87	2.50%	27.54	2.50%	28.23	2.50%	28.93	2.50%	29.66	2.50%	30.40	
	36 - 50	28.78	2.50%	29.50	2.50%	30.24	2.50%	31.00	2.50%	31.77	2.50%	32.57	2.50%	33.38	2.50%	34.22	2.50%	35.07	2.50%	35.95	2.50%	36.85	
	51+	38.36	2.50%	39.32	2.50%	40.31	2.50%	41.31	2.50%	42.35	2.50%	43.41	2.50%	44.49	2.50%	45.60	2.50%	46.74	2.50%	47.91	2.50%	49.11	
Flat Rate (Sportklubs - Skole - Welsynsorganisasies - Verbruikers buite voormalige munisipale gebied)																							
	0-500			8.50																			
	501+			12.50																			
Rouwater aan Porterville Gholfklub en -Skool			Tarief wat Bergvriër Munisipaliteit aan DWS betaal vir ontrekking uit Bergvriër by Piketberg																				

BERGRIVIER

Munisipaliteit / Municipality



BATEBESTUURSBELEID

I N H O U D S O P G A W E

1. INLEIDING.....	2
2. DOELWIT	2
3. STATUTÊRE RAAMWERK.....	2
4. REKENINGKUNDIGE STANDAARDE	3
5. DEFINISIES.....	3
6. AGTERGROND.....	7
7. DELEGASIE VAN PLIGTE.....	8
8. VERANTWOORDELIKHEID	8
9. FINANSIËLE BESTUUR.....	9
10. INTERNE KONTROLES.....	12
11. FISIESE KONTROLES EN BESTUUR	13
12. BESTUUR EN BEDRYF VAN BATES	14
13. KLASSIFIKASIE EN KOMPONENTE VAN BATES	15
14. REKENINGKUNDIGE HANTERING VAN BATES	16
15. ONDERHOUD	24
16. KORT TITEL.....	24

1. INLEIDING

Hierdie beleid, vir die bestuur van bates, is ontwerp om die bestuur en amptenare van die Bergrivier Munisipaliteit by te staan met die beskrywing van bestuursprosedures vir Eiendom, Aanleg en Toerusting, Beleggingseiendom, Erfenis Bates en Ontasbare Bates. Dit is ook bedoel om te onderskei tussen aktiwiteite wat aanvaarbaar is in terme van algemene goedkeuring, toesighoudende verantwoordelikhede en limiete van gesag oor die bestuur van bates en funksies van die organisasie.

Die beleid verskaf sekerheid oor die hantering van bate bestuur wat onderneem word binne die organisasie en sal verseker dat bestuur en amptenare hulle verskeie pligte en verantwoordelikhede verstaan.

Vir die doeleindes van hierdie beleid, sluit bates voorraad en monitêre bates soos debiteure uit.

Hierdie beleid vervang alle bate bestuursprosedures/instruksies en memoranda wat voorheen uitgereik is.

Nie-nakoming van hierdie beleid sal die instelling van disziplinêre prosedures, in terme van die Menslike Hulpbron beleid en prosedures van die Munisipaliteit, tot gevolg hê.

2. DOELWIT

Die doelwit van hierdie beleid is om te verseker dat bates van die Munisipaliteit behoorlik bestuur en van rekenskap gegee word deur:

- Die akkurate teboekstelling van essensiële bate inligting;
- Die akkurate teboekstelling van bate bewegings;
- Streng fisiese beheer oor alle bates uit te oefen;
- Bates korrek te hanteer in die Munisipaliteit se finansiële state;
- Akkurate en betekenisvolle bestuursinligting te verskaf;
- Nakoming van die Raad se rekeningkundige beleide en Algemeen Erkende Rekeningkundige Praktyk;
- Voldoende versekering van bates;
- Voldoende onderhoud van die Raad se bates;
- Te verseker dat bestuurders bewus is van hulle verantwoordelikhede met betrekking tot die bates; en
- Standaard van bestuur uiteen te sit, boekstawing en interne kontroles om bates te beskerm teen onbehoorlike gebruik of verlies ingestel word.

3. STATUTÊRE RAAMWERK

Die statutêre raamwerk vir hierdie beleid is:

- Die Grondwet van die Republiek van Suid Afrika, 1996;
- Plaaslike Owerheid: Wet op Munisipale Strukture, No 117 van 1998;
- Plaaslike Owerheid: Munisipale Stelselwet, No 32 van 2000;
- Plaaslike Owerheid: Munisipale Finansiële Bestuurswet, No. 56 van 2003
- Regulasie No. 31346 van 2008; (Asset Transfer Regulations)
- Munisipale Voorsieningskanaal Bestuurs Regulasies No. 27636;
- Algemeen Erkende Rekeningkundige Praktyk.

4. REKENINGKUNDIGE STANDAARDE

Hierdie dokument verteenwoordig 'n beleid formulering en sal nie voorrang geniet bo die standaard gespesifiseer deur die Raad van Rekeningkundige Standaard nie. Die relevante rekeningkundige standaard sluit in:

- GRAP 1 – Uiteensetting van Finansiële State;
- GRAP 13 – Hure;
- GRAP 16 – Beleggingseiendom;
- GRAP 17 – Eiendom, Aanleg en Toerusting;
- GRAP 21 – Permanente Waardedaling van Nie-Kontantgenerende Bates;
- GRAP 26 – Permanente Waardedaling van Kontantgenerende Bates;
- GRAP 31 – Ontasbare Bates;
- GRAP 100 – Beëindigde Bedrywighede;
- GRAP 101 – Landbou; en
- GRAP 103 – Erfenis Bates.

Ander relevante rekeningkundige standaard is:

- GRAP 12 - Voorraad; en
- GRAP 11 - Konstruksie kontrakte.

5. DEFINISIES

'n Poging is aangewend om Afrikaanse definisies te gebruik in terme van wetgewing, rekeningkundige standaard en ander riglyne oor bate bestuur. Sou daar enige onduidelikheid oor 'n spesifieke definisie ontstaan, moet daar na die definisie soos per die oorspronklike relevante wetgewing of rekeningkundige standaard verwys word.

“Afskryfbare Bedrag” vir die berekening van waardevermindering – is die koste van 'n bate of ander bedrag wat die koste vervang, minus die reswaarde.

“Aktiewe mark” is 'n mark waarin al die volgende omstandighede teenwoordig moet wees:

- Die bates wat binne die mark verhandel word is homogeen;
- 'n Gewillige koper en verkoper kan normaalweg op enige stadium gekry word; en
- Pryse is beskikbaar aan die publiek.

“Amortisasie” is die stelselmatige allokasie van die afskryfbare bedrag van 'n ontasbare bate oor sy bruikbare leeftyd.

“Ander Bates” – word gedefinieer as bates aangewend in normale bedrywighede. Voorbeelde hiervan is aanleg, eiendom en toerusting, voertuie en meubels en toebehore.

“Bate Bestuurder” is enige amptenaar aan wie die verantwoordelikheid gedelegeer is en wat rekenskap moet doen vir die beheer, gebruik, fisiese- en finansiële bestuur van die Munisipaliteit se bates, in terme van die munisipaliteit se standaard, beleid, prosedures en relevante riglyne.

“Bate Register” is die rekordhouding van inligting oor elke bate wat die effektiewe finansiële- en tegniese bestuur van die bates ondersteun en wat aan statutêre vereistes voldoen.

“Bates” is hulpbronne wat beheer word deur die Munisipaliteit as gevolg van geskiedkundige gebeure en waarvan verwag word dat toekomstige ekonomiese voordele of potensiele diens sal voortspruit. Derhalwe, vir die doel van hierdie beleid, sluit bates voorraad en ander monetêre bates uit.

“Beleggingseiendom” – word gedefinieër as eiendom (grond of ‘n gebou of deel van ‘n gebou of albei) besit (deur die einaar of die huurder binne ‘n bruikhuurkontrak) om huur te verdien of vir kapitale groei of beide, anders as vir:

- (a) gebruik in die produksie en voorsiening van goedere en dienste of vir administratiewe doeleindes; of
- (b) verkope in die normale verloop van besigheid.

“Bestuurder” is enige senior bestuurder en elke munisipale amptenaar betrokke in die uitvoering van finansiële bestuurs verantwoordelikhede.

“Billike Waarde” – is die bedrag waarvoor bates verruil kan word tussen kundige, gewillige partye in ‘n armlengte transaksie.

“Biologiese Bate” is ‘n lewendige dier of plant.

“Biologiese Transformasie” behels die proses van groei, degenerasie, produksie en pro-ontwerp wat kwalitatiewe en kwantitatiewe veranderinge aan ‘n biologiese bate veroorsaak.

“Bruikbare Leeftyd” – is:

- die periode waarvoor ‘n bate verwag word om gebruik te word deur die Munisipaliteit, of
- die hoeveelheid produksie of soortgelyke eenhede wat verwag word om verkry te word vanuit die bate deur die Munisipaliteit.

“Diensverskaffer” –

- (a) in verband met ‘n munisipale diens, beteken ‘n privaat sektor party of staatsorgaan aangestel deur ‘n munisipaliteit, in terme van Artikel 8 van die MSW, om ‘n munisipale diens in ooreenstemming met die Wet te verrig; of
- (b) in verband met ‘n kommersiële diens, beteken ‘n privaat sektor party of staatsorgaan, aangestel in terme van die voorsieningskanaal bestuursbeleid van ‘n munisipaliteit of munisipale entiteit, om ‘n kommersiële diens te verleen aan of vir die munisipaliteit of entiteit, as ‘n onafhanklike kontrakteur.

“Die Wet” beteken die Plaaslike Owerheid: Munisipale Finansiële Bestuurswet, 2003 (Wet No 56 van 2003).

“Drabedrag” is die bedrag waarteen ‘n bate erken word na aftrekking van enige opgehoopte waardevermindering en opgehoopte permanente waardedalings.

“Eiendom, Aanleg en Toerusting” (EAT) – is tasbare bates wat:

- deur die munisipaliteit gehou word vir gebruik in die produksie of voorsiening van goedere of dienste, vir verhuring aan ander, of vir administratiewe doeleindes; en
- wat verwag word om gebruik te word gedurende meer as een periode.

“Erfenis Bates” – word gedefinieër as kultureel betekenisvolle hulpbronne. Voorbeelde hiervan is kunswerke, historiese geboue en standbeelde.

“Gedepresieërde vervangingskoste”, in verband met kapitale bates, beteken ‘n bedrag gelykstaande aan die koste om die kapitale bate te vervang op die datum van oorplasing, aangepas deur ‘n geagte gedepresieërde koste op die datum wat ooplasing plaasvind met inagneming van die toestand en ouderdom van die bates.

“Gemeenskapsbates” – word gedefinieër as enige bate wat tot die gemeenskap se welstand bydra. Voorbeelde hiervan is parke, biblioteke en brandweerstasies.

“GRAP” is Standaard van Algemeen Erkende Rekeningkundige Praktyk.

“Historiese Koste” – beteken die oorspronklike aankoopprys of koste van aanskaffing van die kapitale bates ten tyde van die aanskaffing van die bate.

“Hoof Finansiële Beampte” beteken ‘n amptenaar van die munisipaliteit wat deur die Munisipale Bestuurder aangesê is om administratief in beheer te wees van die begroting en tesourie funksies.

“Infrastruktuur bates” – word gedefinieër as enige bate wat deel is van ‘n netwerk of soortgelyke bates. Voorbeelde hiervan is paaie, water suiweringsnetwerke, riool suiweringsnetwerke, hoofweë, vervoer terminale en parkeerareas.

“Klas van aanleg, eiendom en toerusting” beteken ‘n groepering van bates van soortgelyke aard of funksie in ‘n munisipaliteit se bedrywighede, wat as ‘n enkel item getoon word vir die doel van openbaarmaking in die finansiële state.

“Kommersiële diens” beteken ‘n diens anders as ‘n munisipale diens:

- (a) Verskaf deur ‘n private sektor party of staatsorganisasie aan of vir ‘n munisipaliteit of munisipale entiteit op ‘n kommersiële basis; en
- (b) Wat deur die munisipaliteit of munisipale entiteit aangekoop is deur die voorsieningskanaal bestuursbeleid.

“Koste” – is die bedrag van kontant of kontant ekwivalente betaal of die billike waarde van die ander teenprestasie wat gegee word om ‘n bate aan te skaf op die tyd van aanskaffing of konstruksie of waar van toepassing, die bedrag toegeken aan daardie bate tydens aanvaarskerenning in terme van die spesifieke vereistes van GRAP Standaard.

“Landboukundige Aktiwiteit” is die bestuur deur die munisipaliteit van die biologiese transformasie van biologiese bates gehou vir verkoop, in landboukundige produksie, of in addisionele bates.

“Landboukundige Opbrengs” is die produk van die oes van die entiteit se biologiese bates.

“Munisipaliteit” beteken die Bergrivier Munisipaliteit.

“Munisipale Waardasie” beteken die amptelike waardasie van ‘n vaste eiendom soos aangedui in die Munisipaliteit se waardasierol.

“Ontasbare bates” – is identifiseerbare nie-monitêre bates sonder fisiese bestaan.

“Oordrag”, met betrekking tot ‘n kapitale of sub bate, beteken die oordrag van eienaarskap as gevolg van verkope of ander transaksies.

“Permanente Waardedalings Verlies” – van kontant genererende bates is die bedrag waarmee die drawaarde van bates die verhaalbare bedrag oorskry.

“Permanente Waardedalings Verlies” - van nie-kontant genererende bates is die bedrag waarmee die drabedrag van bates die verhaalbare diens bedrag oorskry.

“Reg om te benut, beheer en bestuur” beteken die reg om die kapitale bate te gebruik, beheer of bestuur vir ‘n periode langer as een kalender maand, sonder om eienaarskap oor die bate af te staan. Met ander woorde, waar die vergunning van so ‘n reg nie tot die oorplaas of permanente vervreemding van die bate lei nie, byvoorbeeld wanneer ‘n reg verkry is deur ‘n huurkontrak, verhuring of huur ooreenkoms.

“Rekenpligtige beampte” beteken die Munisipale Bestuurder aangestel in terme van Artikel 82 van die Plaaslike Owerheid: Munisipale Strukture Wet, 1998 (Wet 117 van 1998) en in beheer is van die administrasie en rekenpligtige verantwoordelikhede in terme van Artikel 60 van die Plaaslike Owerheid: Munisipale Finansiële Bestuurswet, 2003 (Wet. 56 van 2003);

“Reswaarde” –is die geskatte bedrag wat die munisipaliteit huidiglik sou verkry met die vervreemding van die bate, na aftrekking van die geskatte koste van vervreemding, indien die bates reeds die ouderdom en verwagte toestand aan die einde van die bruikbare leeftyd bereik het.

“Realiseerbare Waarde” beteken die bedrag in kontant of kontant ekwivalente wat huidiglik verkry kan word deur die kapitale bates, minus die beraamde koste van voltooiing en die beraamde koste benodig om die oopslasing te doen, oor te plaas.

“Senior Bestuurder” is ‘n besuurder waarna verwys word in Artikel 57 van die Munisipale Stelsels Wet (MSW) en wat iemand is wat direk aan die Munisipale Bestuurder rapporteer.

“Verhaalbare Bedrag” – is die hoogste van die kontant genererende bate se verkoopprijs en die toekomstige waarde in gebruik.

“Verhaalbare diensbedrag” is die hoogste van ‘n nie-kontant genererende bate se redelike waarde minus die koste van verkope en die toekomstige waarde in gebruik.

“Vervreemding”, in verband met kapitale bates, sluit in –

- (a) Die afbreek, sloop of vernietiging van die kapitale bates; of
- (b) Enige ander proses toegepas op kapitale bates wat lei tot die verlies in eienaarskap van die kapitale bates, anders as deur oordra van eienaarskap.

“Vervreemdings bestuurstelsel” beteken die stelsel oorweeg in regulasie 40 van die Munisipale Voorsieningskanaal Bestuurs Regulasies, gepubliseer deur Algemene Kennisgewing No. 868 van 2005.

“Verbetering / Rehabilitasie” is ‘n verbetering of verandering van ‘n bestaande bate bo sy oorspronklik erkende diens potensiaal, byvoorbeeld bruikbare leeftyd, kapasiteit, kwaliteit en funksionaliteit.

“Voorsieningskanaal bestuursbeleid” beteken die voorsieningskanaal bestuursbeleid wat ‘n munisipaliteit of munisipale entiteit moet hê in terme van Hoofstuk 11 van die Wet.

“Waardevermindering” – is die stelselmatige allokasie van die afskryfbare bedrag van bates oor hulle bruikbare leeftyd.

6. AGTERGROND

Die aanwending en bestuur van EAT, beleggingseiendom, ontasbare bates, erfenis bates en landboukundige bates is die primêre meganisme waardeur die Munisipaliteit sy grondwetlike mandaat kan vervul vir: -

- Lewering van volhoubare dienste;
- Sosiale en ekonomiese ontwikkeling;
- Bevordering van ‘n veilige en gesonde omgewing; en
- Vervulling van die basiese behoeftes van die gemeenskap.

Die Munisipaliteit het ‘n wetgewende en morele plig om te verseker dat beleide geïmplementeer word om die effektiewe en doeltreffende gebruik van bates oor hulle bruikbare leeftyd te verseker.

Die beleid vir die bestuur van bates handel oor die munisipale reëls wat vereis word om die afdwinging van toepaslike rentmeesterskap oor bates te verseker. Rentmeesterskap het drie komponente naamlik:-

- Bestuur, benutting en beheer deur die Munisipale Amptenare;
- Fisiese administrasie deur die Hoof Finansiële Beampte; en
- Fisiese administrasie deur die Bestuurder: Bates.

Statutêre voorsienings word geïmplementeer om publieke eiendom te beskerm teen arbitrêre en onbehoorlike bestuur of vervreemding deur plaaslike owerheid.

Rekeningkundige standaarde is goedgekeur deur die Raad van Rekeningkundige Standaarde (ASB) om die behoorlike finansiële hantering van eiendom, aanleg en toerusting, beleggings eiendom, ontasbare bates, erfenis bates en landboukundige bates te verseker. Die vereistes van hierdie nuwe rekeningkundige standaarde sluit in:-

- Die opstel van bate registers wat alle bates insluit wat deur die Munisipaliteit beheer word.
- Rekeningkundige hantering vir die aanskaffing, vervreemding, teboekstelling en waardevermindering / amortisasie van bates.
- Die standaarde waarvolgens finansiële rekords bygehou moet word om aan die nuwe rekeningkundige standaarde te voldoen.

7. DELEGASIE VAN PLIGTE

Hierdie beleid behoort toegepas te word met inagneming van die Munisipaliteit se beleid met betrekking tot gedelegeerde magte. Sulke magte verwys na delegasies tussen die Munisipale Bestuurder en ander verantwoordelike amptenare asook tussen die Raad en die Uitvoerende Burgemeester en die Raad en die Munisipale Bestuurder. Alle delegasies in terme van hierdie beleid moet skriftelik gedoen word.

Ooreenkomstig die Plaaslike Owerheid: Munisipale Finansiële Bestuurswet (Wet 56 van 2003) (MFMA), is die Munisipale Bestuurder die rekenpligtige beampte van die Munisipaliteit en daarom moet alle afgevaardigde amptenare aan hom/haar rekenskap gee. Die Munisipale Bestuurder is daarom verantwoordelik vir alle transaksies aangegaan deur sy/haar afgevaardigdes.

Die oorhoofse verantwoordelikheid van bate bestuur berus by die Munisipale Bestuurder alhoewel die dag-tot-dag hantering van bates die verantwoordelikheid van alle amptenare in terme van skriftelik gedelegeerde magtiging behoort te wees.

8. VERANTWOORDELIKHEID

Munisipale Bestuurder

Die Munisipale Bestuurder is verantwoordelik vir die bestuur van die bates van die Munisipaliteit, insluitend die veilige bewaring en die onderhoud van daardie bates. Hy/sy moet verseker dat:-

- Die Munisipaliteit beskik oor 'n bestuurs-, rekeningkundige- en inligtingstelsel wat van die bates van die Munisipaliteit rekenskap gee en dit in stand hou.
- Die Munisipaliteit se bates waardeer word in terme van GRAP.
- Die Munisipaliteit 'n stelsel het van interne beheer oor bates, insluitend 'n bate register, en dit in stand hou.
- Senior bestuurders en ander amptenare voldoen aan hierdie beleid.

Hoof Finansiële Beampte

Die Hoof Finansiële Beampte moet verseker dat:-

- Geskikte finansiële bestuurstelsels en interne beheer gevestig en pligsgetrou uitgevoer word.
- Die finansiële en ander bronne van die Munisipaliteit aan hom/haar toegeken effektief, ekonomies en doeltreffend benut word.
- Enige ongemagtigde, onreëlmatige, vrugtelose of verkwiste uitgawes en verliese as gevolg van kriminele of nalatige gedrag, verhoed word.
- Die stelsels, prosesse en registers, wat vereis word om die finansiële waardes van die Munisipaliteit se bates te ondersteun, onderhou word volgens voldoende standaarde wat aanvaarbaar is volgens vereistes van effektiewe bestuur.
- Finansiële prosesse gevestig en onderhou word om te verseker dat die Munisipaliteit se finansiële hulpbronne optimaal benut word deur gepaste bate beplanning-, begroting-, aankoop-, onderhoud- en vervreemdingsbesluite.
- Die Munisipale Bestuurder toepaslik geadviseer is oor die uitoefening van magte en pligte ten opsigte van die finansiële administrasie van bates.
- Die bestuurders en senior bestuursspanne toepaslik geadviseer word oor die uitoefening van hulle magte en pligte ten opsigte van die finansiële administrasie van bates.

Senior Bestuurders

Die Senior Bestuurders moet verseker dat:

- Gepaste stelsels gevestig en uitgevoer word vir fisiese bestuur en beheer oor bates in hulle gebied van verantwoordelikheid.
- Die Munisipale hulpbronne aan hom/haar toegeken effektief, ekonomies en doeltreffend benut word.
- Die bates onder hulle beheer behoorlik beveilig is en onderhou word tot op die vereiste vlak en dat risiko bestuurstelsels bestaan en onderhou word.
- Enige ongemagtigde, onreëlmatige, vrugtelose of verkwiste uitgawe en verliese as gevolg van kriminele of nalatige gedrag, verhoed word.
- Hulle bestuurstelsels en kontroles akkurate, betroubare en op-datum rekenskap van bates onder hulle beheer kan voorsien.
- Hulle planne, begrotings-, aankope-, onderhoud- en vervreemdingsbesluite rakende bates regverdig kan word en dat die Munisipaliteit se strategiese doelwitte optimaal bereik word.
- Die aankope van bates voldoen aan alle munisipale beleide en prosedures.
- Alle bates teboekgestel tydig is en geïdentifiseer en geïnspekteer is voordat dit in hulle sorg ontvang word.
- Alle los bates ontvang in hulle sorg is behoorlik beveilig teen onregmatige gebruik of verlies. Dit sal beheer oor die fisiese toegang tot die bates insluit asook gereelde bate bevestigings ten einde te verseker dat geen verliese gely is nie. Enige bekende verliese moet onmiddelik aan die Hoof Finansiële Beamppte gerapporteer word.
- Bates toepaslik gebruik word vir die doel waarvoor die munisipaliteit dit bekom het.

Die Senior Bestuurder mag delegeer of andersins verantwoordelikheid aan andere toeken om hierdie funksies te verrig maar hulle sal steeds verantwoordelik bly om te verseker dat hierdie aktiwiteite uitgevoer word.

9. FINANSIËLE BESTUUR

Beplanning voor die Aankoop van Bates

Wanneer 'n kapitale projek ingesluit word in die begroting en voor dit geïmplementeer kan word, moet die relevante bestuurder die volgende aan die Raad voorle vir oorweging:

- Die beraamde koste van die projek oor al die finansiële jare totdat die projek in bedryf is;
- Die toekomstige bedryfskoste en inkomste van die projek insluitend die belasting en tarief implikasies.
- Die finansiële volhoubaarheid van die projek oor sy lewensduur insluitend die generering van inkomste en subsidieëringes vereistes;
- Die fisiese en finansiële verwantskap van die bate gedurende alle stadiums van sy lewensduur, insluitend die aanskaffing, installasie, onderhoud, bedryf, vervreemding en rehabilitasie,
- Die insluiting van die kapitale projek in die Geïntegreerde Ontwikkelingsplan (GOP) en toekomstige begrotings; en
- Alternatiewe tot die kapitaal aankoop.

Die Hoof Finansiële Beampte is verantwoordelik om te verseker dat alle moontlike hulp, leiding en verduidelikings aan die hoofde van die betrokke departemente verleen word, sodat hy/sy in staat sal wees om sy beplannings vereistes na te kom.

Goedkeuring vir die Aankoop van Bates

Fondse kan slegs op 'n projek spandeer word, indien:

- Die fondse toegedeel was in 'n goedgekeurde kapitale begroting;
- Die projek, ingesluit die totale koste, goedgekeur was deur die Raad;
- Die Hoof Finansiële Beampte bevestig dat befondsing beskikbaar is vir die betrokke projek; en
- Enige kontrak wat finansiële verpligtinge sal veroorsaak vir meer as twee jaar na die begrotingstydperk, behoorlik geopenbaar is.
- Die Voorsieningskanaal Bestuursbeleid nagekom is.

Goedkeuring vir die aankoop van bates sal ingevolge die Munisipaliteit se delegasie van bevoegdheids geskied en die betaling vir die aankoop van bates sal in oorleg met die finansiële beleid en regulasies van die Munisipaliteit gedoen word.

Befondsing van Bates

Die Hoof Finansiële Beampte sal binne die munisipaliteit se deurlopende finansiële, wetlike of administratiewe kapasiteit befondsing-strategieë daarstel en onderhou wat die munisipaliteit se vermoë optimaliseer ten einde die strategiese doelwitte te bereik, soos uiteengesit in die Geïntegreerde Ontwikkelingsplan. Die aankoop van bates sal nie befonds word oor 'n periode wat die bruikbare leeftyd van die bate oorskrei nie.

Tipes befondsingsbronne kan die volgende insluit:

- Eksterne lenings;
- Regerings toekennings;
- Publieke bydraes en donasies;
- Bruikhure;
- Kapitaal Vervangings Reserwe; en
- Surplus kontant.

Vervreemding van Bates

In terme van Artikel 14 van die MFMA mag die Munisipaliteit nie eienaarskap oordra as gevolg van verkope of ander transaksie of andersins bates permanent vervreem wat benodig word vir die lewering van die minimum vlak van basiese munisipale dienste nie, tensy so bate oorbodig is, surplus is tot vereistes, nie reggemaak kan word nie of vervang word met die voorbehoud dat die minimum vlak van basiese munisipale dienste nie benadeel word met die verkoop van die bate nie.

Die Raad delegeer die bevoegdheid om die vervreemding van voertuie met 'n geraamde drawaarde van minder as R100 000 (een honderd duisend rand) en ander roerende bates met 'n geraamde drawaarde van minder as R20 000 (twintig duisend rand) goed te keur, aan die Munisipale Bestuurder. (RB 666 08/02/2012) Indien die drawaarde bo die genoemde bedrae is, mag die Munisipaliteit eienaarskap oordra of andersins vervreem, buiten in die bogenoemde geval, maar slegs nadat die Raad in 'n vergadering wat oop is vir die publiek:

- Op redelike gronde besluit het dat die bate nie vir die lewering van basiese munisipale dienste nodig word nie;
- Die billike markwaarde van die bate oorweeg het en die ekonomiese- en gemeenskaps waarde wat ontvang sal word in ruil vir die bate oorweeg het.

Die besluit of 'n spesifieke bate nie nodig word vir die lewering van 'n basiese munisipale diens nie, mag nie deur die Munisipaliteit herroep word nadat die bate verkoop, oorgedra of andersins vervreem is nie.

Met voldoening aan beginsels en voorskrifte van die MFMA sal die oordrag van eienaarskap van enige EAT item regverdig, gelyk, deursigtig, kompetend en konsekwent met die Munisipaliteit se Voorsieningskanaal Bestuursbeleid en die Munisipaliteit se Munisipale Bate Oorplatingsregulasies wees. Die oordrag van bates na 'n ander munisipaliteit, munisipale entiteit, nasionale departement of provinsiale departement is uitgesluit van hierdie voorskrifte met die voorbehoud dat die oordrag gedoen word in terme van 'n voorgeskrewe wetsraamwerk.

Elke Departementshoof sal skriftelik aan die Hoof Finansiële Beampte rapporteer, voor/op 31 Oktober van elke finansiële jaar, oor alle bates onder beheer of gebruik deur die betrokke departement, wat daardie departement wil vervreem deur publieke veiling of publieke tender.

Die Hoof Finansiële Beampte sal daarna alle versoeke soos ontvang vanaf die verskeie departemente konsolideer en sal kortliks die gekonsolideerde inligting aan die Raad of die Munisipale Bestuurder van die Munisipaliteit, wat die geval ook al mag wees, rapporteer, wat die proses van vervreemding wat gevolg behoort te word voorstel.

Wanneer die bates vervreem is sal die Hoof Finansiële Beampte die vervreemding van die items hanteer in terme van GRAP en die relevante rekords van die Bate Register aanpas. Indien die opbrengs van die vervreemding minder is as die drawaarde aangedui in die Bate Register, moet so verskil erken word as 'n verlies in die Staat van Finansiële Prestasie van die betrokke departement of pos.

Alle bates wat vir afskrywing geormerk is moet per openbare veiling of tender verkoop word nadat die volgende stappe geneem is:

- 'n kennisgewing van die voorneme van die munisipaliteit om die bate te verkoop in die plaaslike pers gepubliseer is;
- die munisipaliteit 'n onafhanklike waardeerder in die geval van tenderverkope aangestel het om 'n minimum verkoopprijs vas te stel;
- in die geval van 'n openbare veiling die munisipaliteit 'n onafhanklike afslaer aangestel het om die veiling waar te neem; en
- in die geval van 'n openbare tender die voorgeskrewe tender prosedures nagekom is.

Verlies, Diefstal, Vernietiging of Permanente Waardedaling van Bates

Elke Bestuurder moet verseker dat enige geval van verlies, diefstal, vernietiging of weselike permanente waardedaling van bates onder sy/haar beheer of wat gebruik word deur die betrokke departement tydig en skriftelik aan die Hoof Finansiële Beampte, interne ouditeur en in gevalle van vermoedelike diefstal of opsetlike skade aan die Suid-Afrikaanse Polisie diens gerapporteer word.

10. INTERNE KONTROLES

Bate Register

Die Hoof Finansiële Beampte sal 'n Bate Register daarstel en onderhou wat alle belangrike data rakende elke item van Eiendom, Aanleg en Toerusting, Beleggingseiendomme, Ontasbare Bates, Erfenis Bates en Landboukundige Bates saamvat wat aan die kriteria van erkenning voldoen.

Die bate register sal bygehou word in die formaat vasgestel deur die Hoof Finansiële Beampte, en moet voldoen aan die vereistes van GRAP en enige ander rekeningkundige vereistes wat voorgeskryf mag wees.

Die bate register behoort sover moontlik die volgende inligting bevat:

- 'n Kort maar betekenisvolle beskrywing van elke bate;
- Die datum waarop die bate aangeskaf is of in gebruik geneem is;
- Die ligging van die bate;
- Die verantwoordelike bestuurder en departement(e) of pos(te) waarbinne die bates gebruik gaan word;
- Die titel akte nommer, in die geval van eiendom;
- Die erf nommer, in die geval van eiendom;
- Die metingsbasis gebruik (Kosprys of Billike waarde);
- Die oorspronklike bruikbare leeftyd;
- Die hersiene bruikbare leeftyd;
- Die reswaarde;
- Die hersiene reswaarde;
- Die oorspronklike koste of die herwaardeerde bedrag of die billike waarde indien geen koste beskikbaar is nie;
- Die (laaste) herwaarderingsdatum van die bates wat nog waardeer moet word;
- Die herwaardeerde waarde van daardie bates;
- Wie die (laaste) herwaardasie gedoen het;
- Opgehoopte waardevermindering tot op datum;
- Die waardeverminderingseffing vir die huidige finansiële jaar;
- Die drawaarde van die bate;
- Die metode en koers van waardevermindering;
- Permanente waardedalings wat plaasgevind het gedurende die finansiële jaar (en die terugskryf van sulke dalings waar van toepassing);
- Metode waarop verhaalbare bedrag bereken is (wanneer permanente waardedaling vereis word in terme van GRAP);
- Toenames of afnames as gevolg van herwaardasie (indien van toepassing);
- Die bron van finansiering;
- Toestand van die bate;
- Die huidige versekeringsreëlings/ooreenkoms;
- Of die bate vereis word om basiese munisipale dienste te verskaf;
- Of die bate gebruik is as sekuriteit vir enige skuld en indien wel, die aard en tydperk daarvan;
- Sekuriteit reëlings;
- Die datum waarop die bate vervreem is;
- Die verkoopsprys;
- Die datum waarop die bate uitgetree het uit diens, indien dit nie vervreem is nie.

Alle departementshoofde onder wie se beheer enige bate is, sal enige inligting wat vereis word om die bate register saam te stel, kortliks in skrif aan die Hoof Finansiële

Beampte verskaf en sal ook die Hoof Finansiële Beampte skriftelik in kennis stel van enige wesentliche verandering wat mag plaasvind met betrekking tot daardie inligting.

'n Bate sal gekapitaliseer word, dus in die bate register opgeteken word, so spoedig soos dit aangeskaf word. Indien die bate oor 'n periode opgerig word, sal dit as werk-in-proses opgeteken word totdat dit beskikbaar is vir gebruik waarna dit toepaslik gekapitaliseer word as 'n vaste bate. 'n Bate sal in die bate register bly vir so lank as wat dit fisies bestaan. Die feit dat 'n bate ten volle gedeprimeer is, is nie alleenlik 'n rede wees om dit uit die Bate Register te verwyder nie.

Bate Register verwante kontroles moet voldoende wees om Senior Bestuurders te voorsien van 'n akkurate, betroubare en op-datum oorsig van bates onder hulle beheer in terme van standarde vasgestel deur die Hoof Finansiële Beampte en in terme van die relevante wetgewende- en ander vereistes..

Hierdie kontroles moet die volgende insluit:

- Besonderhede van fisiese bestuur;
- Teboekstelling van alle aankope, opdragte, oordragte, verliese en vervreemdings van bates;
- Gereelde fisiese bate opnames; en
- Stelsel oudits om die akkuraatheid van die rekords te bevestig.

Die Hoof Finansiële Beampte moet 'n stelsel daarstel wat verseker dat alle los bates voorsien is van 'n unieke identiteitsnommer/strepienskode wat in die bate register opgeneem sal word.

Die Senior Bestuurders moet verseker dat die goedgekeurde bate indentifikasie stelsel noukeurig toegepas word op alle bates onder hulle beheer of in gebruik deur die betrokke departement.

11. FISIESE KONTROLES EN BESTUUR

Die verantwoordelikheid van die Bate Kontrole afdeling

- Die Bate Kontrole afdeling sal die jaarlike bate opname onderneem as deel van hulle jaarlikse rapporterings proses.

Die datum van aankoop

- Die aankopsdatum word geag te wees die tyd wanneer die eienaarskap oorgaan na die Munisipaliteit. Dit mag verskil tussen die verskillende bate klasse maar sal gewoonlik die punt wees waar die bate in gebruik geneem word of wanneer die finale betaling vir die item goedgekeur is.

Oordragte tussen Bestuurders

Permanente Oordrag na Ander Bestuurder

'n Bestuurder mag 'n bate onder sy beheer oordra mits 'n ander Senior Bestuurder skriftelik verantwoordelikheid vir die bate aanvaar. Kopieë van sulke goedkeurings moet aan die Finansiële Dienste Departement oorhandig word.

Die Finansiële Dienste Departement moet die Bate Register aanpas vir al sulke goedgekeurde oordragte.

Die Bestuurder na wie die bate oorgeplaas word moet verantwoordelikheid vir die oorgeplaasde bate aanvaar vanaf 'n datum in die bogenoemde kommunikasie gespesifiseer.

'n Bestuurder moet verseker dat die bates verseker is teen verlies, skade of misbruik, waar ook al die bate geleë is. Beskerming sluit die versekering van redelike fisiese beperkings in.

Verskuiwing of Herontplooing van Bates

'n Bestuurder moet die Hoof Finansiële Beampte skriftelik in kennis stel wanneer 'n bate verskuif of herontplooï is vanaf sy ligging of koste sentrum soos opgeteken in die Bate Register.

In die geval van bates soos voertuie wat onder normale bedrywighele weg van sy basis gebruik word is hierdie rapportering nie nodig nie.

Verifikasie van Bates

Elke Bestuurder, in samewerking met die Bate Kontrole afdeling, sal ten minste jaarliks 'n fisiese bate bevestiging doen van alle bates onder hulle beheer.

Die resultate van die opname sal aan die Hoof Finansiële Beampte gerapporteer word in 'n formaat soos deur die Hoof Finansiële Beampte voorgeskryf.

Die jaarlikse bevestiging sal so na as moontlik aan jaareinde gedoen word en die verslag moet die Hoof Finansiële Beampte nie later as 30 Junie bereik nie.

Versekering van Bates

Die Munisipale Bestuurder moet verseker dat alle roerende bates ten minste teen brand en diefstal verseker is en munisipale geboue en infrastruktuur teen brand en natuur rampe verseker is.

Die Munisipale Bestuurder moet besluit, na konsultasie met die Hoof Finansiële Beampte, oor 'n basis van versekerings dekking wat of die drabedrag of vervangings waarde van die bates kan wees. So aanbeveling sal die Munisipaliteit se begrotings hulpbronne in ag moet neem.

12. BESTUUR EN BEDRYF VAN BATES

Verantwoordelikheid om bates te bestuur

Elke Senior Bestuurder is verantwoordelik om te verseker dat munisipale hulpbronne aan hulle toegewys, effektief, doeltreffend, ekonomies en deursigtig benut word. Dit sluit in:

- Die ontwikkeling van toepaslike bestuurstelsels, prosedures, prosesse en kontroles vir bestuur van bates;
- Die voorsiening van akkurate, betroubare en op-datum rekenskap van bates onder hulle beheer; en
- Die ontwikkeling en motivering van relevante strategiese bestuursplanne en bedryfsbegrotings wat die Munisipaliteit se strategiese doelwitte optimaal bereik.

Inhoud van 'n strategiese bestuursplan

Senior Bestuurders moet bates onder hulle beheer bestuur om die vereiste vlak van diens of ekonomiese voordeel teen die laagste moontlike langtermyn koste te voorsien. Om dit te bereik moet die Senior Bestuurders strategiese bate bestuursplanne ontwikkel wat die volgende dek:-

- Vergelyking met die GOP;
- Bedryfsriglyne;
- Prestasie monitering;
- Onderhoudsprogramme;
- Hernuwing, opknapping en vervangingsplanne;
- Vervreemding en Rehabilitasie planne;
- Bedryfs, finansiële en kapitale ondersteunings vereistes; en
- Risiko bestuursplanne, insluitend versekering strategië.

Die bedryfsbegroting is die kort- tot medium- termyn plan vir implementering van hierdie strategiese bate bestuursplan.

Rapportering van Opkomende Kwessies

Elke Funksionele Bestuurder behoort kwessies, wat die bate item se vermoëns om die vereiste vlak van diens of ekonomiese voordeel te bereik beduidend belemmer, aan die Munisipale Bestuurder te rapporteer.

13. KLASSIFIKASIE EN KOMPONENTE VAN BATES

Klassifikasie van Bates

Enige bate erken as 'n bate in terme van hierdie beleid sal geklassifiseer word in terme van nasionaal erkende kategorieë.

Hierdie kategorieë word deur die Raad van Rekeningkundige Standaarde vasgestel.

Alle bate moet onder die volgende opskrifte geklassifiseer word in die Bate Register:

13.1 Eiendom, Aanleg en Toerusting (EAT)

- Grond (nie gehou as beleggingsbates).
- Infrastruktuur bates (bates wat deel is van 'n netwerk van soortgelyke bates).
- Gemeenskapsbates (bates wat bydra tot die algemene welstand van die gemeenskap).
- Ander bates (normale operasionele bates).

13.2 Beleggingseiendom

13.3 Ontasbare Bates

13.4 Landboukundige Bates

13.5 Erfenis Bates

Opsionele Hantering van Wesenlike Komponente

'n Bestuurder moet, met goedkeuring van die Hoof Finansiële Beampte, wesentlike komponente van 'n item van eiendom, aanleg en toerusting as 'n aparte bate vir die doeleindes van hierdie beleid hanteer.

Hierdie wesentlike komponente mag gedefinieër word deur sy fisiese eienskappe of sy finansiële eienskappe.

By oorweging vir goedkeuring van hierdie hantering van komponente moet die Bestuurder tevrede wees dat die komponente

- 'n Verskillende bruikbare leeftyd of gebruikspatroon het van die van die hoof bate.
- In lyn is met die bate bestuursplanne;
- Regverdig die koste van aparte identifikasie;
- Waarskynlike toekomstige ekonomiese voordele of potensiële dienslewering uit die bate het wat sal vloei na die Munisipaliteit;
- Se koste betroubaar gemeet kan word;
- Beheer word deur die munisipaliteit; en
- Vir meer as een finansiële gebruik gaan word.

Al sulke besluite en ooreenkomste moet bevestig word voor die begin van die finansiële jaar en moet ingedien word vir goedkeuring saam met die begroting. Enige wysigings sal slegs toegelaat word as deel van die begrotings oorsig (m.a.w. een of twee keer deur die jaar).

Wanneer 'n wesentlike komponent erken is as 'n aparte bate, mag dit aangekoop, gedepresieër en vervreem word asof dit 'n aparte bate is.

14. REKENINGKUNDIGE HANTERING VAN BATES

Erkenning van Bates

'n Item van eiendom, aanleg en toerusting sal erken word as 'n bate wanneer:

- Dit waarskynlik is dat toekomstige ekonomiese voordeel of potensiële dienslewering uit die bate sal vloei na die Munisipaliteit;
- Die koste van die bate betroubaar gemeet kan word;
- Die munisipaliteit beheer het oor die bate; en
- Daar verwag word dat die bate vir meer as een finansiële gebruik gaan word.

Aanvanklike Meting

Die oorspronklike koste van 'n item van EAT of ontasbare bates mag die volgende insluit:

- Kosprys;
- Afleweringkoste;
- Installasiekoste;
- Professionele fooie;
- Terein ontwikkelingskoste;
- Kontrakteurs fooie;

- Invoerbelasting;
- Belasting wat nie teruggeeis kan word nie (Bv. BTW op passasiers voertuie).

Donasies en Veruilings

Wanneer 'n item van eiendom, aanleg en toerusting verkry is teen geen koste of teen 'n nominale koste, sal dit oorspronklik gemeet word teen sy billike waarde op die datum van verkryging en in die Bate Register ingesluit word.

Drawaarde van Bates

Na die aanvanklike erkenning as 'n bate sal 'n item van eiendom, aanleg en toerusting gedra word teen sy koste minus opgehoopte waardevermindering en ogehoopte permanente waardedalings.

Waardevermindering

Alle EAT uitgesluit grond, werk-in-proses en ernis bates, sal gedepresieër word of geamortiseer word, in die geval van ontasbare bates.

Waardevermindering en amortisasie word gedefinieër as die monetêre kwantifikasie van die omvang waarvolgens EAT en Ontasbare Bates gebruik word in die voorsiening van ekonomiese voordele of die lewering van dienste.

Die afskryfbare bedrag van 'n bate word bepaal nadat die reswaarde van die bate afgetrek is. In praktyk is die reswaarde meestal nie wesenlik nie.

Wanneer die standaard hantering aanvaar is en die reswaarde waarskynlik wesenlik gaan wees, word die reswaarde geraam op die datum van aankoop. Die raming word gebaseer op die heersende reswaarde op die datum van soortgelyke bates wat reeds die einde van hulle bruikbare leeftyd bereik het en wat onder soortgelyke omstandighede bedryf is.

Die waardevermindering uitgawe vir elke periode sal as 'n uitgawe erken word in die bedryfsbegroting van elke Departement.

Die waardevermindering metode gebruik sal die verwagte patroon reflekteer waardeur die bate se toekomstige ekonomiese voordele of dienslewering potensiaal die waarde van die bate verminder.

'n Verskeidenheid waardevermindering metodes kan gebruik word om die afskryfbare bedrag te allokeer op 'n sistematiese wyse oor die bruikbare leeftyd van die bate. Die metodes sluit die volgende in:

- Reguitlyn metode;
- Verminderde saldo metode; en
- Som van produksie eenhede metode.

Reguitlyn waardevermindering veroorsaak 'n konstante uitgawe oor die bruikbare leeftyd van die bate indien die reswaarde nie verander nie.

Die verminderde saldo metode veroorsaak 'n dalende uitgawe oor die bruikbare leeftyd van die bate.

Die som van produksie eenhede metode veroorsaak 'n uitgawe gebasseer op die verwagte gebruik of uitset.

Die metode van waardevermindering word konstant toegepas van periode tot periode tensy daar 'n verandering was in die verwagte patroon van gebruik van toekomstige ekonomiese voordele of diensleweringse potensiaal.

Die reguitlyn metode geniet voorkeur tensy anders skriftelik ooreengekom met die Hoof Finansiële Beampte.

Waardevermindering word bereken vanaf die dag waarop die bate gereed was vir gebruik.

Elke Departementshoof, wat optree in konsultasie met die Hoof Finansiële Beampte, sal verseker dat daar jaarliks in die begroting redelike voorsiening gemaak word vir die waardevermindering en amortisasie van alle toepaslike EAT of Ontasbare Bates wat beheer word of gebruik word deur die departement of wat verwag word om beheer of gebruik te word gedurende die opvolgende finansiële jaar.

Aanvanklike Bepaling van Nuttige Lewensduur

Die Hoof Finansiële Beampte moet die bruikbare leeftyd van 'n spesifieke bate of klas van bates bepaal deur die ontwikkeling van 'n strategiese bate bestuursplan. Die bepaling van die bruikbare leeftyd behoort as deel van enige voor-aankoopse beplanning ingesluit te word wat onder andere die volgende faktore sal oorweeg:

- Die program wat die langtermyn kostes om die bate te besit optimaliseer;
- Ekonomiese oorbodigheid omdat dit te duur is om te onderhou;
- Funksionele oorbodigheid omdat dit nie langer aan die munisipaliteit se behoeftes voldoen nie;
- Tegniese oorbodigheid;
- Sosiale oorbodigheid weens veranderende demografie; en
- Wetlike oorbodigheid weens statutêre bepalings.

'n Skedule van lewensdure is aangeheg as Aanhangsel A. Dit kan slegs as 'n riglyn dien, want werklike lewensdure mag drasties verskil van hierdie aanbevole lewensdure.

In die geval van 'n item van EAT of Ontasbare Bate wat nie gelys is in die bylaag nie, moet die relevante departementshoof in konsultasie met Hoof Finansiële Beampte die bruikbare leeftyd bepaal en sal gelei word in die bepaling van die bruikbare leeftyd deur die patroon waarvolgens die item se ekonomiese voordele of diens potensiaal verbruik sal word.

Onderdele spesifiek aangekoop vir 'n bate of klas bates tydens die aanvanklike aankoop van die bate en wat oorbodig sal raak indien 'n bate of klas bates uitree of die bate of klas bates se gebruik gestaak word, moet oorweeg word om deel te vorm van die historiese koste van daardie bate of klas bates. Die afskryfbare bedrag van die onderdele sal afskryf word oor dieselfde lewensduur as die bate of klas bates.

Hersiening van Nuttige Lewensdure en Reswaardes

Slegs die Hoof Finansiële Beampte in konsultasie met die relevante Bestuurder mag die bruikbare leeftyd of reswaarde van 'n bate bepaal of aanpas.

Die Hoof Finansiële Beamppte sal die bruikbare leeftyd of reswaarde toegeken aan enige bate aanpas indien dit bekend word dat die bate 'n wesentliche permanente waardedaling gehad het, nie behoorlik onderhou is nie, tot so mate dat die verwagte lewenduur van die bate nie bereik sal word nie, of enige ander insident wat plaasgevind het wat 'n wesentliche invloed het op die patroon waarmee die bate se ekonomiese voordele of diensleweringse potensiaal verbruik word.

Indien die waarde van enige item van EAT of 'n ontasbare bate verminder word in so 'n mate dat dit geen of 'n onbeduidende nuttige bedryfslewensduur van waarde het, sal die item ten volle gedepresieër of geskrap word in die finansiële jaar waarin die waardedaling plaasgevind het.

Ooreenkomstig, indien enige item van EAT verlore, gesteel of beskadig is in so 'n mate dat dit onherstelbaar is, sal die item(s) ten volle gedepresieër word in die finansiële jaar waarin die gebeurtenis plaasgevind het. Indien die item fisies nie meer bestaan nie, sal dit afgeskryf word in die bategeregister.

In al die voorafgaande gevalle, sal die bykomende waardeverminderingse uitgawes gedebiteer word teen die departement of pos wat die item van EAT of ontasbare bates beheer of gebruik.

Addisionele waardevermindering waarvoor nie begroot was nie, as gevolg van onvoorsiene of onvermydelike uitgawes, moet voorsien word in 'n gewysigde begroting. Indien sulke omstandighede na aan die einde van die finansiële jaar ontstaan en daar nie tyd is vir die Raad om die wysigings te oorweeg voor die einde van die finansiële jaar nie, mag 'n die Burgemeester dit goedgekeur in terme van Artikel 29 van die MFMA, met die voorbehoud dat enige ander bepalings van die MFMA nagekom word.

Hersiening van die Waardeverminderingse Metode

Die waardeverminderingse metode toepaslik vir elke klas bates moet jaarliks hersien word en indien daar 'n wesentliche verandering is in die verwagte patroon van ekonomiese voordele of diensleweringse potensiaal van daardie bates, moet die metode aangepas word om daardie verandering te reflekteer.

Wanneer so verandering in waardeverminderingse metode nodig is moet die verandering as 'n verandering in rekeningkundige raming hanteer word en die waardeverminderingse uitgawe van huidige en toekomstige periodes moet aangepas word.

Daaropvolgende Uitgawes

Daaropvolgende uitgawes met betrekking tot 'n bate wat reeds gekapitaliseer is behoort slegs by die drabedrag van die bate bygevoeg te word wanneer dit waarskynlik is dat toekomstige ekonomiese voordele of potensiele dienslewering, bo die oorspronklik geassesseerde standaard van werkverrigting van die bestaande bate, na die Munisipaliteit sal vloei.

Alle ander uitgawes sal as 'n uitgawe hanteer word in die periode waarin dit plaasgevind het.

Voordat die kapitalisering van daaropvolgende uitgawes goedgekeur word, moet die Hoof Finansiële Beamppte tevrede wees dat die uitgawe 'n wesentliche:

-
- Toename in die lewensduur van die bate tot gevolg sal hê bo dit wat in die Bate Register aangedui is; of
 - Toename in die kwaliteit van diens gelewer bo die huidige vlak van dienslewering; of
 - Toename in die hoeveelheid dienste wat die bate kan lewer; of
 - Afname in die toekomstige verwagte onderhouds kostes van die bate.

Uitgawes wat oorweeg word vir kapitalisering moet ook voldoen aan die erkennings kriteria van bates en moet toepaslik ingesluit word in die kapitaal begroting.

Waardedalingsverliese

Die drabedrag van 'n item of groep identiese items van Eiendom, Aanleg en Toerusting, Beleggingseiendomme en Ontasbare Bates moet periodiek hersien word ten einde te bepaal of die verhaalbare bedrag nie gedaal het na 'n bedrag wat laer is as die drabedrag nie.

Die verhaalbare bedrag is die bedrag wat die munisipaliteit verwag om te verhaal uit die toekomstige gebruik van die bate insluitend sy reswaarde met vervreemding. Wanneer so daling plaasgevind het, moet die drabedrag verlaag word na die verhaalbare bedrag. Die bedrag van hierdie waardedaling sal onmiddelik as 'n uitgawe in die Staat van Finansiële Prestasie erken word. Indien dit 'n omkeer van 'n vorige herwaardasie is sal die nie-verdeelbare reserwe verminder word.

Die verhaalbare bedrag van individuele bates of groepe identiese bates word afsonderlik bereken en die drabedrag word verlaag na die verhaalbare bedrag van die individuele bate of groep identiese bates, basis. Daar mag egter omstandighede bestaan waar dit nie moontlik is om die verhaalbare bedrag van 'n bate te oorweeg op hierdie basis nie, byvoorbeeld waar al die aanleg en toerusting in 'n riolsuiweringaanleg vir dieselfde doel gebruik word. Onder sulke omstandighede sal die drabedrag van elk van die verwante bates proporsioneel verminder in verhouding tot die daling in verhaalbare bedrag van die kleinste groepering van bates waarvoor dit moontlik is om 'n oorweging van die verhaalbare bedrag te maak.

Die volgende is aanwysers van 'n moontlike permanente waardedaling van 'n bate:

- Die bate is beskadig;
- Die bate is tegnologies verouderd en is nie meer bruikbaar nie;
- Die bate is vir lang periodes in onbruik voor of gedurende die tydperk waarbinne dit in gebruik geneem is; en
- Grond wat teen markwaarde gekoop is maar vir gesubsidieerde behuisings projekte gebruik gaan word en waar die subsidie minder is as die aankoopsprys.

Die volgende stappe sal gereeld gedurende die jaar uitgevoer moet word ten einde waardedalingsverliese te erken:

- Die departemente sal bates identifiseer en die Hoof Finansiële Beampte en Bate Kontrole afdeling in kennis stel wat:
 - Beskadig is op jaareinde;
 - Tegnologies verouderd is op jaareinde;
 - Vir lang periodes in onbruik was voor die bate in gebruik geneem is of gedurende sy leeftyd;
 - Onderworpe is aan waardedalingsverliese omdat die subsidie wat ontvang gaan word in ruil vir bates minder is as die drabedrag van die bates. 'n

Voorbeeld hiervan is grond wat gekoop is teen markwaarde en wat gebruik gaan word vir gesubsidieerde behuisings ontwikkelings.

- Die verhaalbare bedrag van hierdie bates moet bepaal word deur die netto verkoopsprys per bate te bepaal soos hierbo gedefinieer.
- Die waardedalingsverlies per bate is die verskil tussen die netto verkoopsprys en die drawaarde van die bate.

Daaropvolgende Toename in die Verhaalbare Bedrag

'n Daaropvolgende toename in die verhaalbare bedrag van 'n bate, wat voorheen onderworpe was aan 'n waardedalingsverlies weens 'n afname in die drabedrag, sal teruggeskryf word indien die omstandighede wat die verlies veroorsaak het ophou bestaan het en na verwagting in die nabye toekoms so sal bly.

Die bedrag wat teruggeskryf word behoort verminder te word met die bedrag wat as waardevermindering erken sou word indien die afskrywing nie plaasgevind het nie.

Rekeningkundige Hantering van Vervreemdings

'n Bate behoort uit die Bate Register verwyder te word op vervreemding of wanneer die bate permanent van gebruik onttrek word en geen verdere ekonomiese voordele of potensiele dienslewering weens sy bestaan verwag word nie.

Winste en verliese wat ontstaan weens die uittrede of verkoop van 'n bate sal bereken word as die verskil tussen die werklike of verwagte verkoopsopbrengs en die drawaarde van die bate en sal as 'n inkomste of uitgawe in die finansiële rekords erken word.

Herindiensneming, Onderhoud en Ander Uitgawes

Slegs uitgawes aangegaan vir die verbetering van 'n bate (in die vorm van verbeterde of verhoogde dienste, of voordele wat vloei van die gebruik van so bate) of 'n wesenlike verlenging van die bruikbare leeftyd van 'n bate, sal gekapitaliseer word.

Uitgawes aangegaan vir die onderhoud of herindiensneming van 'n bate sal erken word as bedryfsuitgawes aangegaan om te verseker dat die bate se bruikbare leeftyd volhou word en sal daarom nie gekapitaliseer word nie, ongeag die aard van die uitgawes.

Uitgawes wat redelik toeskryfbaar is om die bate in gebruik te neem mag gekapitaliseer word as deel van die koste van daardie bate. Sulke uitgawes kan die volgende, maar is nie beperk tot die volgende, insluit: invoer belastings, termyn kontrak koste, vervoer koste, installasie koste, oprigtings koste en kommunikasie kostes.

Die volgende tabel kan gebruik word om kapitale uitgawes van ondershouds- uitgawes te onderskei:

KAPITALE UITGAWES	ONDERHOUD
<ul style="list-style-type: none">• Aankoop van 'n nuwe bate• Vervanging van 'n bestaande bate• Verbetering van 'n bestaande bate sodat sy gebruik uitgebrei word.• Verdere ontwikkeling van bestaande bates sodat sy aanvanklike bruikbare leeftyd verleng word.	<ul style="list-style-type: none">• Restorering van 'n bate sodat dit kan voortgaan om gebruik te word vir sy bedoelde gebruik.• Onderhoud van 'n bate sodat dit vir die aanvanklike bedoelde periode gebruik kan word.

Bruikhure en Bedryfshure

Bruikhure is hure, wat in effek alle risiko's en vergoeding verbonde aan eienaarskap van die bate van die verhuurder na die huurder oordra. Bates wat gehou word onder bruikhure sal deur die Munisipaliteit gekapitaliseer word en in die Bate Register opgeneem word. Die bate sal teen sy huurwaarde gekapitaliseer word aan die begin van die huur, wat die prys sal wees soos aangedui in die huur ooreenkoms, of teen 'n prys wat bereken is nadat 'n redelike rente op die huur betalings oor die periode van die huur in ag geneem is. Waardevermindering word op die bate afgeskryf oor sy verwagte bruikbare leeftyd.

Bedryfshure is daardie hure wat nie binne die definisie van bruikhure val nie. Bedryfshure se uitgawes word erken soos wat dit betaalbaar word. Bates wat onder bedryfshure gehou word sal nie in die Bate Register erken word nie.

Beleggingseiendomme

Beleggingseiendom sal hanteer word in terme van GRAP 16 en sal afsonderlik geklassifiseer word in die Staat van Finansiële Posisie.

Beleggingseiendomme bestaan uit grond of geboue (of gedeeltes van geboue) of beide wat gehou word deur die Munisipaliteit, as eienaar of as verhuurder onder 'n bruikhuur, om huur inkomste te ontvang of vir kapitale groei of vir beide.

Beleggingseiendomme sal in 'n aparte gedeelte van die Bate Register opgeneem word, soortgelyk aan ander bates.

Waardevermindering sal jaarliks op beleggingseiendomme oor hul oorblywende nuttige lewensduur afgeskryf word.

Bates Gehou as Voorraad

Enige grond of geboue wat deur die Munisipaliteit besit of aangekoop is, met die bedoeling om sulke eiendom te verkoop in die normale verloop van besigheid of om sulke eiendom te ontwikkel met die bedoeling om te verkoop in die normale verloop van besigheid, sal as voorraad openbaar word. Sulke eiendom sal nie ingesluit word

by enige van eiendom, aanleg, toerusting of beleggingseiendom in die Munisipaliteit se Staat van Finansiële Posisie nie.

Die voorraad moet opgeteken word in die bate register op dieselfde manier as ander vaste bates maar 'n afsonderlike afdeling in die bate register moet onderhou word vir hierdie doel.

Erfernis Bates

Erfernis bates sal hanteer word in terme van GRAP 103 en sal afsonderlik geklassifiseer word in die Staat van Finansiële Posisie.

Erfernis bates sal in 'n aparte gedeelte van die Bate Register opgeneem word, soortgelyk aan ander bates.

Indien geen oorspronklike koste of billike waarde beskikbaar is vir een of meer erfernis bates nie, kan die Hoof Finansiële Beamppte, indien geglo word dat die bepaling van die billike waarde van die bates onder oorsig 'n buitensporige of duur onderneming gaan wees, daardie bate of bates in die bate register erken sonder 'n aanduiding van die kosprys of billike waarde.

Vir die doeleindes van die Staat van Finansiële Posisie sal die bestaan van sulke erfernis bates met behulp van 'n gepaste nota openbaar gemaak word.

Ander Afskrywings van Bates

'n Bate item, selfs al is dit ten volle gedepresieër, sal slegs afgeskryf word wanneer dit nie meer gebruik kan word nie, op aanbeveling van die Departementshoof wat die betrokke item beheer of gebruik. Die Hoof Finansiële Beamppte moet dit ook goedkeur.

Elke Departementshoof sal voor/op 31 Oktober van elke finansiële jaar aan die Hoof Finansiële Beamppte rapporteer oor enige bate item wat daardie Departementshoof afgeskryf wil hê, met die volle redes vir so aanbeveling. Die Hoof Finansiële Beamppte sal al sulke verslae konsolideer en sal kortliks die Munisipale Bestuurder in kennis stel oor die bate wat afgeskryf moet word.

Die enigste redes vir die afskrywing van bates anders as deur vervreemding sal verlies, diefstal, vernietiging en permanente waardedalings van die betrokke items insluit.

Indien 'n bate item afgeskryf moet word as gevolg van 'n gebeurtenis buite die beheer van die Munisipaliteit, soos kwaadwillige beskadiging, diefstal of vernietiging, moet die Munisipale Bestuurder bepaal of 'n derde party of 'n werknemer betrokke was in die verlies en alle redelike stappe neem om so verlies te verhaal, insluitend om die insident aan die Suid Afrikaanse Polisie diens, die Ouditeur-Generaal en versekering te rapporteer asook om dissiplinêre stappe teen so werknemer wie betrokke by so insident mag gewees het te neem.

In elke geval waar 'n nie ten volle gedepresieërde bate item afgeskryf word, sal die Hoof Finansiële Beamppte so departement of pos onmiddelik met die volle drawaarde van die betrokke item debiteer as addisionele waardevermindering uitgawes.

15. ONDERHOUD

Onderhoudsplanne

Elke Departementshoof sal verseker dat 'n onderhoudsplan met betrekking tot elke nuwe bate met 'n bate waarde en/of kategorie, soos van tyd tot tyd deur die Munisipale Bestuurder bepaal, vroegtydig voorberei en aan die Munisipale Bestuurder voorlê.

Indien deur die Munisipale Bestuurder aanbeveel, sal die onderhoudsplan aan die Raad voorgelê word voordat enige goedkeuring gegee mag word vir die aanskaf of konstruksie van die infrastruktuur bate betrokke.

Die Departementshoof wat die betrokke infrastruktuur bate beheer of gebruik, moet jaarliks aan die Raad rapporteer, nie later nie as Julie of die vroegste Raadsvergadering daarna, tot die mate waartoe die relevante onderhoudsplan aan voldoen is en die waarskynlike effek wat enige nie-nakoming mag hê op die bruikbare bedryfsleef tyd van die betrokke item.

Algemene Onderhoud van Bates

Elke Departementshoof sal direk verantwoordelik wees om te verseker dat alle bates behoorlik onderhou word en op so 'n wyse wat sal verseker dat so item sy bruikbare leeftyd bereik.

16. KORT TITEL

Hierdie beleid sal die Bate Bestuursbeleid van die **Bergrivier Munisipaliteit** genoem word.

AANHANGSEL A

SKEDULE VAN VERWAGTE BRUIKBARE LEEFTYD VAN BATES

	BATE LEEFTYD		BATE LEEFTYD
Infrastruktuur Bates		Gemeenskap Bates (vervolg)	
Paaie, Sypaadjies, Brûe, Snelweë, Plaveisel, Randstene en Stormwater	5-50	Museums en Gallerye	20-50
Elektrisiteit Netwerk	5-50	Ander	3-30
Water Netwerk	3-100	Werk-in-proses	N/A
Riool Netwerk	5-100		
Vullisverwydering	3-50		
Kapitaal Restourasiekoste / Stortingsterreine	10-100	Ander Bates	
Ander	3-50	Motor voertuie	2-10
Werk-in-proses	N/A	Gespesialiseerde Voertuie	2-30
		Plantasie en Toerusting	2-30
Gemeenskap Bates		Meubels en Kantoer Toerusting	5-30
Parke en Openbare geriewe	20-30	Geboue	5-100
Sportsvelde en Stadiums	5-50	Diverse	3-15
Gemeenskap saal	20-30	Huurkontrakte	2-5
Biblioteke	20-50	Werk-in-proses	N/A
Rekreasie Fasiliteite	20-50		
Klinieke	20-50		

GOEDKEURING

Opgedateer en goedgekeur in terme van Raadsbesluit
_____ gedateer _____ wat dit stel,
“Dat die Rekenpligtige Beampte gedelegeer word om die Rekeningkundige- en
Batebestuursbeleide aan te pas in terme van die vereistes van die GRAP
standpunte, wetgewende vereistes of vereistes gestel deur die Ouditeur-
Generaal, wanneer ook al so nodig en dat sulke veranderinge ingesluit word in
die volgende verslag oor die hersiening van begrotings verwante beleide.”


Goedgekeur:

Datum:

Munisipale Bestuurder (Rekenpligtige Beampte)

BERGRIVIER

Munisipaliteit / Municipality



CASH MANAGMENT POLICY

TABLE OF CONTENTS

	PAGE
1. INTRODUCTION	1
2. REGULATORY FRAMEWORK.....	1
3. OBJECTIVES	1
4. DEFINITIONS.....	2
5. CASH MANAGEMENT	2
6. BANKING	6
7. INVESTMENT	14

1. Introduction

- 1.1 As trustees of public funds, the Council has an obligation to ensure that cash resources are managed as effectively as possible
- 1.2 Council has a responsibility to manage and invest public funds with great care and is accountable to the community in this regard.
- 1.3 The cash management, banking and investment policy should be aimed at gaining the highest possible return without undue risk during those periods when surplus cash is not needed. In this regard it is essential to have an effective cash management system.
- 1.4 Relevant legislation must be adhered to at all times and where this policy is in conflict with legislation, the relevant legislation will supersede this policy. It is the responsibility of the Municipal Manager and / or the Chief Financial Officer to bring such conflicts to the attention of the Council immediately when he / she become aware of such situations / circumstances and to propose the necessary amendments to this policy to eliminate any practices contrary to legislation.
- 1.5 This policy is a requirement in terms of the provisions of the Municipal Finance Management Act 56 of 2003 (MFMA).

2. Regulatory Framework

- 2.1 The Municipal Finance Management Act, (Act 56 of 2003) (MFMA); and
- 2.2 Treasury regulations in terms of Section 13(1) of the MFMA.

3. Objectives

- 3.1 The objectives of this policy is to:
 - a) Comply with the regulatory framework in terms of the relevant legislation;
 - b) To ensure that the investment of surplus funds forms part of the financial system of the municipality;
 - c) To manage Council's investments within its strategic objectives and invest surplus cash in liquid and creditworthy approved institutions;

- d) To ensure that prudent investment procedures are consistently applied;
- e) To raise appropriate finance, whilst recognising maturity and interest rates, in accordance with budgetary requirement;
- f) To manage the overall cash position of Council's operations;
- g) To ensure that the municipality's bank account(s) are effectively managed and accounted for;
- h) To ensure that receipts of revenue are adequately safeguarded and accounted for; and
- i) To ensure that, overall, an effective cash management plan is established and adhered to at all times.

4. Definitions

4.1 For the purpose of this policy, the following words will be defined as follows:

MFMA	Municipal Finance Management Act 56 of 2003
SMME	Small, medium and Micro Enterprises as defined in the National Small Business Act as a separate and distinct business entity, including non-governmental organisations, with less than 200 employees and an annual turnover of less than R10 million.
EFT	Electronic Funds Transfer

5. Cash Management

Adequate and effective cash management is one of the main functions of the Accounting Officer.

5.1 Debtor Collections

- 5.1.1 All monies due to the municipality must be collected as soon as possible and banked on a daily basis, if practically possible. Cash left in the safe can pose a security risk, could necessitate additional insurance coverage and does not earn any interest. Special deposits should be arranged for larger amounts to make sure this is banked

on the same day that it is received.

- 5.1.2 All monies due to the municipality must be correctly reflected in the debtor system. The following control measures are necessary:
- a) A well managed debtors and banking control system will ensure that funds owed to the municipality are received and banked;
 - b) A review of debt collection performance by comparing the debtors outstanding in relation to total turnover and comparing this to previous financial years.
 - c) All monies collected by the municipality must be banked in the primary bank account of the municipality or a designated bank account in the municipality's name (i.e. a designated revenue account).
 - d) Monies collected by other agency on behalf of the municipality shall be paid over to the municipality daily and deposited in the bank account of the municipality.

5.2 Payment to Creditors

- 5.2.1 The Chief Financial Officer shall ensure that all tenders and quotations invited by and contracts entered into by Bergrivier Municipality stipulate payment terms favourable to Bergrivier, that is, payment to fall due not sooner than the conclusion of the month following the month in which a particular service is rendered to or goods are received by Bergrivier. This rule shall be departed from only where there are financial incentives for the municipality to effect earlier payment, and any such departure shall be approved by the Chief Financial Officer or his/her delegate, before any payment is made.
- 5.2.2 In the case of small, micro and medium enterprises (SMME's), where such a policy may cause financial hardship to the contractor, payment may be effected at the conclusion of the month during which the service is rendered or within fourteen days of the date of such service being rendered, whichever is the later. Any such early payment shall be approved by the Chief Financial Officer or his/her delegate, before any payment is made.
- 5.2.3 Special payments to creditors shall only be made with the express approval of the Chief Financial Officer or his/her delegate, who shall be satisfied that there are compelling reasons for making such payments prior to the normal processing.

- 5.2.4 To reduce bank costs with regard to cheque payments it is essential to limit the payment of creditors to one payment per creditor per month if possible and to make use of electronic transfer facilities, subject to strict control measures.
- 5.2.5 When considering the timing of payments to creditors, proper consideration must be given to the conditions of credit / terms of payment offered. In cases where a cash discount is offered for early settlement, the discount, if the relevant time scale is taken into account, will in most cases be more than any investment return from temporarily investing the funds. If discounts are therefore offered for early settlement, they should be assessed and utilised if beneficial.
- 5.2.6 In addition, the normal conditions of credit / terms of payment offered by suppliers should be considered and utilised by timing payments so that they are received by the creditor on the due date.

5.3 Receipt of Payments

- 5.3.1 Receipt of money over the counter:
- a) Every amount of payment received by a cashier or other officer responsible for the receipt of money shall be acknowledged at once by the issue of a **pre-numbered official receipt** or computer generated official receipts; and
 - b) Every receipt form, which is cancelled, will be reattached, in the correct place, in the receipt book and indicated as cancelled. Where computer generated receipts are used, the original receipt must be filed for audit purposes.
- 5.3.2 Receipt of money by post
- a) When money (including postal orders and cheques) is received with the Council's mail, the Registry Clerk shall record all payment remittances as and when received in the cheque register in the presence of a witness. Post-dated cheques received in the Council's mail must also be recorded in the cheque register. The cheque register shall be regarded as the register of remittances received by post;
 - b) The cheque register together with all remittances received must be sent to a designated official in the finance section;
 - c) The designated official, on receipt of the cheque register together

with the remittances, will code all remittances and submit it to the cashier for receipting;

- d) The cashier will receipt all remittances and issue official receipts to the designated official;
- e) The designated official will record all receipts in the cheque register and return same to registry. The Registry Clerk must ensure that all receipts are recorded in the cheque register;
- f) All documents relating to remittances received in the mail must be filed for audit purposes;
- g) A separate register for post dated cheques will be maintained by the registry strong-room; and the Registry Clerk will ensure that all post-dated cheques, which become due, are sent promptly to the designated official for receipting and recording of receipts in the post-dated cheque register.

5.4 Debt

The municipality may only incur debt in terms of Chapter 6, sections 45 and 46, of the MFMA. The municipality may incur two types of debt, namely short term and long-term debt.

5.4.1 Short Term Debt

The municipality may incur short-term debt only when necessary to bridge:

- i. Short falls within a financial year during which the debt is incurred, in expectation of specific and realistic anticipated income to be received within that financial year;

OR

- ii. Capital needs within a financial year, to be repaid from specific funds to be received from enforceable allocations or long-term debt commitments.

5.4.2 Long Term Debt

The municipality may incur long-term debt only for the purpose of:

- i. Capital expenditure on property, plant or equipment to be used for the purpose of achieving the objects of local government as set

out in section 152 of the Constitution. section 152 of the Constitution states that the objects of local government are:

- ➔ to provide a democratic and accountable government for local communities;
 - ➔ to ensure the provision of services to communities in a sustainable manner;
 - ➔ to promote social and economic development;
 - ➔ to promote a safe and healthy environment; and
 - ➔ to encourage the involvement of communities and community organisations in the matters of local government.
- ii. Refinancing existing long-term debt is subject to the conditions of subsection (5) of section 46 of the MFMA as set out below:
- ➔ the existing long-term debt was lawfully incurred;
 - ➔ the re-financing does not extend the term of the debt beyond the useful life of the property, plant or equipment for which the money was originally borrowed;
 - ➔ the net present value of projected future payments (including principal and interest payments) after re-financing is less than the net present value of projected future payments before re-financing; and
 - ➔ the discount rate used in projecting net present value referred to in paragraph (c), and any assumptions in connection with the calculations, must be reasonable and in accordance with criteria set out in a framework that may be prescribed.

6. Banking

6.1 The primary bank account

- 6.1.1 In terms of section 7(1) of the MFMA, the municipality must open and maintain at least one bank account in its name. All money received by the municipality must promptly be paid into its bank account or accounts. The municipality may not open a bank account abroad, with an institution that is not registered as a bank in terms of the Banks Act 94 of 1990, or otherwise than in the name of the municipality.

- 6.1.2 The municipality must have a primary bank account. If the municipality only has one bank account, that account is its primary bank account. However, if the municipality has more than one bank account, it must designate one of its bank accounts as the primary bank account.
- 6.1.3 The Municipal Manager must submit to the National Treasury, Provincial Treasury and the Auditor-General, in writing, the name of the bank where the primary bank account of the municipality is held and the type and number of the account.
- 6.1.4 If the municipality decides to change its primary bank account, it may do so only after the Municipal Manager has informed the National Treasury, Provincial Treasury and the Auditor-General, in writing, at least 30 days before effecting the change.
- 6.1.5 The following monies must be deposited into the municipality's primary bank account:
- i. All allocations to the municipality, including those made to it for transmission to an external service-delivery mechanism assisting the municipality in the performance of its functions;
 - ii. All income received by the municipality on its investments;
 - iii. All income received by the municipality in connection with its interest in any municipal entity, including dividends;
 - iv. All money collected by an external-delivery mechanism on behalf of the municipality and
 - v. Any other monies as the Minister of Finance may prescribe by regulation.
- 6.1.6 The transfer of an allocation of money by another organ of state in the national, provincial or local sphere of government to the municipality must be made through the municipality's primary bank account.

6.2 Administration

- 6.2.1 Section 9 of the MFMA requires that the Municipal Manager must submit to the Provincial Treasury and the Auditor-General, in writing, at least 90 days after the municipality has opened a new bank account, the name of the bank where the account has been opened, and the type and number of the account.

- 6.2.2 Annually before the start of a financial year, the name of each bank where the municipality holds a bank account, and the type and number of each account must be submitted, in writing, to the Provincial Treasury and the Auditor-General.
- 6.2.3 The Municipal Manager must administer all the municipality's bank accounts and is accountable to the Council for the municipality's bank accounts, but may delegate these duties to the Chief Financial Officer.

6.3 Withdrawal of funds

- 6.3.1 In terms of section 11(1) of the MFMA, only the Municipal Manager, the Chief Financial Officer or another senior financial official acting on written authority from the Municipal Manager, may withdraw money or authorise the withdrawal of money from any of the municipality's bank accounts.
- 6.3.2 Money may be withdrawn from the municipality's bank accounts only:
 - i. To defray expenditure appropriated in terms of an approved budget;
 - ii. To defray expenditure authorised by the MEC for finance if the municipality has failed to approve a budget before the end of the financial year, until a budget is approved;
 - iii. To defray unforeseeable and unavoidable expenses for which no provision has been made in the budget that was authorised by the councillor responsible for financial matters in emergency or other exceptional circumstances;
 - iv. In the case of a bank account opened for the purpose of a relief, charitable or trust fund established by the Council, to make payments from the account for the purpose for which the fund was established;
 - v. To pay over to a person or organ of state money received on behalf of that person or organ of state, including money collected by the municipality on behalf of that person or organ of state by agreement or any insurance or other payments received by the municipality for that person or organ of state;
 - vi. To refund money incorrectly paid into a bank account;

- vii. To refund guarantees, sureties and security deposits;
- viii. For cash management and investment purposes in accordance with this policy;
- ix. To defray increased expenditure in terms of section 31 of the MFMA; and
- x. For such other purposes as may be described, including emergency purposes, as may be prescribed by regulation, instruction or guidelines issued by the National Treasury.

6.3.3 The Municipal Manager may not authorise any official other than the Chief Financial Officer to withdraw money or to authorise the withdrawal of money from the municipality's primary bank account if the municipality's primary bank account is separate from its other bank accounts.

6.3.4 The Municipal Manager must, within 30 days after the end of each quarter, table a consolidated report of all withdrawals made in terms of paragraph 6.3.2 (ii) to (x) during that quarter to Council and submit a copy of the report to the Provincial Treasury and the Auditor-General.

6.4 Relief, Charitable and Trust Funds

6.4.1 In terms of section 12 of the MFMA, no political structure or office-bearer of a municipality may set up a relief, charitable, trust or other fund of whatever description except in the name of the municipality. Only the municipal manager may be the Accounting Officer of any such fund.

6.4.2 A municipality may in terms of section 7 of the MFMA open a separate bank account in the name of the municipality for the purpose of a relief, charitable, trust or other fund.

6.4.3 Money received by the municipality for the purpose of a relief, charitable, trust or other fund must be paid into a bank account of the municipality, or if a separate bank account has been opened in terms of 6.4.2 above, into that account.

6.4.4 Money in a separate account opened, in terms of 6.4.2 above, may be withdrawn from the account without appropriation in terms of an approved budget, but only:

- i. by or on the written authority of the accounting officer acting in accordance with decisions of the municipal council; and

- ii. for the purposes for which, and subject to any conditions on which, the fund was established or the money in the fund was donated.

6.5 Banking Arrangements

- 6.5.1 The Municipal Manager is responsible and accountable for the management of the municipality's bank account(s). The Municipal Manager may delegate such functions, duties and powers in relation to the management of the municipality's bank account(s) as may be necessary for the effective and efficient administration thereof.
- 6.5.2 The Municipal Manager may sign any document, relating to the management of the municipality's bank account(s), provided that under no circumstances shall only one person sign a cheque of the municipality.
- 6.5.3 The Chief Financial Officer will identify from time to time employees who can sign cheques on behalf of the municipality. A minimum of two employees must sign cheques.
- 6.5.4 In compliance with the requirements of good governance, the Municipal Manager may request to open a separate bank account for:
 - i. Ordinary operating purposes;
 - ii. The external finance fund;
 - iii. The asset financing fund;
 - iv. Capital receipts in the form of grants, donations or contributions from whatever source; and
 - v. Any other reserves as per Funding and Reserves Policy.
- 6.5.5 In determining the number of accounts to be maintained, the Municipal Manager, in consultation with the Chief Financial Officer, shall consider the following:
 - i. The likely number of transactions affecting each of the accounts referred to;
 - ii. The cost of maintaining more than one bank account;

iii. The capacity of the Directorate: Financial Services to perform the accounting functions relevant to bank accounts.

6.5.6 Unless there are compelling reasons to do otherwise and the Council expressly so directs, the Municipality's bank accounts shall be maintained with the same banking institution to ensure the pooling of balances for purposes of determining the interest payable to the municipality on any credit balance.

6.5.7 The Municipal Manager shall invite bids for the placing of the municipality's bank accounts in accordance with the Supply Chain Management Policy. Any new banking arrangements shall take effect from the first day of the financial year ensuing after the bid has been awarded. However, the Municipal Manager may invite such tenders at any earlier stage, if he/she, after consultation with the Chief Financial Officer, is of the opinion that the services offered by the municipality's current banking institution(s) are materially defective or not cost-effective.

6.6 Collection and Banking of Revenue

6.6.1 The Municipal Manager must implement and enforce the municipality's credit control and debt collection policy and by-laws and establish effective administrative mechanisms, processes and procedures to collect money that is due to the municipality. All monies due to the municipality must be collected as soon as possible, either before or on the due date.

6.6.2 The Directorate: Financial Services must receive all payments. No cash payment may be accepted unless an official receipt can be issued immediately.

6.6.3 The Chief Financial Officer must ensure that all monies received by any department other than the Directorate: Financial Services are regularly paid to his/her department, or alternatively, deposited into the bank account of the municipality designated by the Chief Financial Officer.

6.6.4 All monies received must be deposited in the municipality's bank account(s) not later than the first working day after its receipt.

6.6.5 In respect of monies received at smaller cashiers offices of the municipality (i.e. where receipts are small amounts), the Municipal Manager:

i. Shall make appropriate arrangements to ensure that all monies received are deposited into the municipality's bank account, as

designated by the Chief Financial Officer, as often as practicably possible, or alternatively, the risk of keeping cash on the premises should be adequately addressed;

6.6.6 Every departmental head must, without delay, notify the Chief Financial Officer in writing of any monies due to the municipality and the reasons why such monies are owed must be explained in such notification. All amounts owing to the municipality must be levied by way of a debit in the applicable debtors system.

6.6.7 The Chief Financial Officer shall ensure that:

- i. All revenues are properly accounted for; and
- ii. The municipality's accounting system recognises revenue when it is earned and accounts for debtors and receipts of revenue.

6.7 Permissible Methods of Payment

6.7.1 A debtor may settle his/her debt with the municipality by:

- i. Cash payment or payment by cheque at a pay point of the municipality;
- ii. Posting of a cheque by prepaid ordinary post to the municipality or postal orders;
- iii. Stop-order in favour of the municipality against his/her bank account; or
- iv. Direct deposit or EFT into the municipality's bank account; or
- v. Credit or Debit Card

6.7.2 In order to reduce the risk of theft and fraud, the Chief Financial Officer shall encourage debtors to effect payment by any method in paragraph 6.7.1 (iv) and (v).

6.7.3 A debtor who settles his/her debt to the municipality using a payment option other than that stipulated in paragraph 6.7.1 (i) shall ensure that his/her account number with the municipality is clearly indicated on any deposit slip or other confirmation of payment issued.

6.8 Receipts

- 6.8.1 The receipt of all monies must immediately be recorded by means of a pre-numbered / system generated official receipt.
- 6.8.2 No alterations shall be made to a receipt or other form of acknowledgement of payment.
- 6.8.3 Any error that appears on a receipt must be corrected by issuing a new receipt and the cancellation of the erroneous one.
- 6.8.4 Every cancelled receipt must be returned to its proper place in the receipt book, or in the absence of a receipt book, file according to the instructions of the Chief Financial Officer.
- 6.8.5 Any cash surplus found at any time must immediately be declared, a receipt issued for the amount of such surplus and deposited without delay into the municipality's bank account.
- 6.8.6 Any cash deficits must immediately be reported and made good in accordance with the instructions of the Chief Financial Officer.

6.9 Security of cash at pay points

- 6.9.1 The municipal manager shall:
 - i. Regularly, in co-operation with the Chief Financial Officer and the Internal Auditor, assess the impact and likelihood of loss to monies received due to theft, robbery or fraud or its destruction; and
 - ii. Implement such measures as may be necessary to reduce the risk of loss through theft, robbery or fraud or its destruction.
- 6.9.2 Nobody shall instruct or permit an employee who is responsible for receiving payments made to the municipality not to comply with any security measures or procedures prescribed by the Municipal Manager in terms of paragraph 6.9.1 (ii).
- 6.9.3 Whenever loss or destruction of monies received occurs, the Chief Financial Officer shall report the loss to the Internal Auditor who shall:
 - i. As soon as practicable after he/she became aware of the matter:

- ➔ Investigate circumstances of the loss or destruction; and
- ➔ Determine the amount of the loss or damage the municipality suffered;
- ii. Take appropriate to:
 - ➔ Recover any loss the municipality may have suffered; and
 - ➔ Prevent a recurrence of the event; and
- iii. In appropriate cases:
 - ➔ Institute disciplinary action; and
 - ➔ Report the matter to the South African Police Services.

6.9.4 An employee who fails or refuses to implement or to comply with any security measures and procedures prescribed by the Municipal Manager in terms of paragraph 6.9.1 (ii) shall be guilty of disciplinary offence. In any disciplinary enquiry pursuant to paragraph 6.9.3 (iii) it shall not be a defence for an employee or a councillor if it is found that he/she did not comply with any security measures or procedures prescribed by the Municipal Manager.

6.10 Unclaimed Deposits

All unclaimed deposits are initially recognised as a liability until 36 months expires, when all unclaimed deposits into the Municipality's bank account will be treated as revenue.

7. Investments

7.1 General

- 7.1.1 Council may only invest surplus funds with deposit taking institutions registered in terms of the Banks Act 94 of 1990, for terms not exceeding one year in anticipation of cash flow expectations. From time to time, with prior Council approval, investments can exceed one year and be made at other institutions/instruments as approved in the National Treasury regulations.
- 7.1.2 The way in which surplus funds and other monies of the Municipality can be invested is controlled in terms of section 13 of the MFMA.

- 7.1.3 Council will only make investments with approved institutions which have an A rating.

7.2 Cash Flow Estimates

- 7.2.1 Before any money can be invested, the Municipal Manager, in consultation with the Chief Financial Officer, has to determine whether there will be surplus funds available. The term of investment should also be investigated to ensure that surplus cash would be invested for the period it is not required.
- 7.2.2 Prior to making investments other than for short-term investments, it is essential that cash-flow estimates be compiled monthly for at least the forthcoming twelve months.
- 7.2.3 When compiling cash-flow estimates on a monthly basis, it is essential that the Municipal Manager / Chief Financial Officer are aware of all expected cash-flow and when it is to take place. The timing with regard to cash outflows should be determined as far as possible by reference to both the operational and the capital budgets.

7.3 Investment Ethics

- 7.3.1 In dealing with financial institutions, the following ethical principles must be observed:
- i. Under no circumstances may inducements to invest be accepted;
 - ii. Interest rates quoted by one institution must not be disclosed to another institution;
 - iii. The business ethics of any controlling body of which the relevant financial institution is a member must be observed by such institution or body at all times.

7.4 Investment Principles

The following guiding principles are to be adhered to in order to facilitate the administration of Council's investment portfolio.

7.4.1 Limit Exposure to a Single Institution:

- i. Investment of funds, where this involves large amounts, should preferably be distributed over more than one institution in order to limit Council's risk exposure.

7.4.2 Risk and Return:

- i. As a general principle, it must be accepted that the greater the return, the greater the risk.

7.4.3 Borrowing for Re-Investment:

- i. Council should refrain from borrowing monies for the purpose of re-investment, as this is tantamount to speculation with public funds.

7.4.4 Nominee Accounts:

- i. All moneys shall be invested directly with the relevant institutions. On no account may moneys be placed in a nominee account.

7.5 General Investment Practice

7.5.1 General

- i. Prior to an investment being made at least three written quotations must be obtained from financial institutions for various forms of investment, investment terms and rates of interest. Acceptance of the above must be governed in order of priority by:
 - ➔ Preservation and safety of principal;
 - ➔ Liquidity;
 - ➔ Yield;
 - ➔ Where appropriate, match dates of repayment of maturing loans.
- ii. Institutions should be advised that, in submitting quotations, they must offer their best rates of interest and that no further negotiation or discussion will be entered into with them after they have submitted their quotation.

7.5.2 Payment of Commission:

- i. A certificate shall be issued in respect of each and every investment made by the financial institution receiving the investment and no payment of any commission or payment in kind will be made to any party in respect of the investment so made.

7.5.3 Internal Investments:

- i. Before planning to invest funds externally, consideration must be given to whether the funds may be utilised at an equivalent rate to substitute external borrowing as there is normally a margin between the rate at which Council may borrow funds and the rate at which investments may be made over similar periods.

7.5.4 Cash at Bank:

- i. When funds are held in a current account, it is a good business practice to operate a call account. The overriding principle is that funds in the current account are to be kept at an absolute minimum.

7.5.5 Credit Worthiness:

- i. Prior to investing in smaller registered financial institutions, the Investment Committee must ensure that the Council is not over-exposed and should satisfy itself as to the credit-worthiness and previous track record of the institution before placing funds.

7.5.6 Control over Investments:

- i. A proper record must be maintained of all investments made indicating at least the institution, fund, interest rate, maturing date and purpose of investment.
- ii. The Chief Financial Officer must retain all quotations received for record and audit purposes.
- iii. Interest must be correctly calculated, received and recorded timeously.
- iv. All investment certificates are to be kept in a securities file which shall be safeguarded in a fire proof safe.
- v. In respect of grant funds, a separate file must be kept of the letter of grant and other pertinent information. Regular reports must be submitted to all grant agencies.
- vi. The Chief Financial Officer must compile and will be responsible for the maintenance of an Investment Register complying with audit requirements.

7.5.7 Reporting

- vii. The Chief Financial Officer should every months submit a report to the Council on the Council's investment portfolio, as in the format prescribed by National Treasury.

BERGRIVIER MUNISIPALITEIT

KREDIETBEHEER & SKULDINVORDERINGSBELEID



INHOUDSOPGAWE

BL.

1. WOORDOMSKRYWING	3
2. KLIËNTESORG- EN BESTUUR	6
2.1 Kommunikasie en die oordra van inligting	6
2.2 Meting van munisipale dienste	7
2.3 Munisipale rekeninge	7
2.4 Navrae, appèlle en diensklagtes	8
2.5 Betaalfasiliteite	8
2.6 Toewysing van inkomste	9
KREDIETBEHEER EN SKULDINVORDERINGSMAATREËLS	
3. Aansoek vir munisipale dienste	10
4. Aanspreeklikheid vir betaling van gelde	11
5. Staking van dienste	13
6. Datum van betaling van gelde	13
7. Aksies	13
7.1 Eiendomsbelasting agterstallig	13
7.2 Gelde en heffings agterstallig t.o.v. munisipale dienste	14
7.3 Agterstallige huurgelde en/of leningspaaieimente	16
7.4 Ander gelde verskuldig	16
8. Heffing van rente	16
9. Afsluiting en her aansluiting van dienste	17
10. Vordering van deposito	17
11. Instelling van geregtelike stappe	18
ALGEMENE BEPALINGS	
12. Koste van invordering	19
13. Gedishonoreerde betalings	19
14. Toegang tot persele	19
15. Veilige akkommodasie van dienste aansluitings ens	20
16. Diefstal, skade en ongemagtigde gebruik van water en elektrisiteit	20
17. Ondertekening van kennisgewings en dokumente	21
18. Waarmerk van dokumente	21
19. Prima facie getuienis	21
FINANSIËLE BYSTAND AAN HULPBEHOEWENDE HUISHOUDINGS	
20. Bron van finansiële bystand	22
21. Vereistes vir registrasie as 'n hulpbehoewende huishouding	22
22. Aansoek om registrasie	23
23. Oorweging van aansoeke	24
24. Aanwending van en beperking op finansiële bystand	25
25. Kansellasië van registrasie	25

INLEIDING

Ingevolge artikel 96 van die Wet op Plaaslike Regering: Munisipale Stelsels, 2000 moet ‘n Munisipaliteit –

- alle gelde invorder wat aan hom verskuldig en betaalbaar is, behoudens die bepalings van die Wet en enige ander toepaslike wetgewing; en
- vir dié doel, ‘n kredietbeheer- en skuldinvorderingsbeleid aanneem, in standhou en implementeer wat nie strydig is nie met sy eiendomsbelastingbeleid en sy tariefbeleid en wat aan die bepalings van die Wet voldoen.

Ten einde uitvoering te gee aan die voorafgaande bepalings van die Wet het die raad van die Munisipaliteit Bergrivier ‘n kredietbeheer- en skuldinvorderingsbeleid, soos hierna uiteengesit, aanvaar.

HOOFSTUK 1

WOORDOMSKRYWING

1. Vir die doeleindes van hierdie beleidsdokument het enige woord of uitdrukking waaraan ‘n bepaalde betekenis geheg is in die Wet, dieselfde betekenis, tensy uit die samehang anders blyk, en beteken -

“agterstallige bedrae” enige bedrag verskuldig en betaalbaar aan die Munisipaliteit wat nie voor of op die datum van betaling betaal is nie;

“Direkteur: Finansiële Dienste” ‘n persoon wat deur die raad in dié hoedanigheid aangestel is om die raad se finansies te administreer en sluit enige persoon in –

(1) wat in sodanige pos waarneem;

(2) aan wie die Direkteur: Finansiële Dienste ‘n bevoegdheid, funksie of verpligting gedelegeer het ten opsigte van sodanige gedelegeerde bevoegdheid, funksie of verpligting;

“datum van betaling” soos omskryf in paragraaf 6 hiervan ten opsigte van die onderskeie gelde, tariewe en belasting betaalbaar aan die Munisipaliteit;

“eienaar” met betrekking tot onroerende goed--

(1) die persoon by wie die regstitel daarvan berus;

(2) in die geval waar die persoon by wie die regstitel daarvan berus, insolvent of oorlede is, of aan enige vorm van wetlike diskwalifikasie onderhewig is, dié persoon in wie die administrasie of beheer van sodanige onroerende goed berus as kurator, trustee, eksekuteur, administrateur, geregtelike bestuurder, likwidateur of enige ander wetlike verteenwoordiger;

- (3) in enige geval waar die raad nie in staat is om die identiteit van so 'n persoon te bepaal nie, 'n persoon wat geregtig is op die voordelige gebruik van sodanige onroerende goed;
- (4) in die geval van onroerende goed waarvoor 'n huurooreenkoms van 30 jaar of langer aangegaan is, die huurder daarvan;
- (5) met betrekking tot –
 - (i) 'n gedeelte grond afgebaken op 'n deeltitelplan en wat geregistreer is ingevolge die Wet op Deeltitels, 1986 (Wet No. 95 van 1986), die ontwikkelaar of die bestuursliggaam ten opsigte van die gemeenskaplike eiendom;
 - (ii) 'n gedeelte grond soos gedefinieer in dié Wet, die persoon in wie se naam dié gedeelte geregistreer is ingevolge 'n deeltitelakte, insluitende die wettige aangestelde verteenwoordiger van sodanige persoon;
- (6) enige regspersoon insluitende, maar nie beperk tot:
 - (i) 'n maatskappy geregistreer ingevolge die Wet op Maatskappye, 1973 (Wet No 61 van 1973), 'n trust *inter vivos*, trust *mortis causa*, 'n beslote korporasie geregistreer ingevolge die Wet op Beslote Korporasies, 1984 (Wet No 69 van 1984), en 'n vrywillige assosiasie;
 - (ii) enige staatsdepartement;
 - (iii) enige raad of bestuursliggaam ingestel ingevolge enige wetgewing van toepassing in die Republiek van Suid-Afrika; en
 - (iv) enige ambassade of ander buitelandse entiteit;

“hulpbehoewende huishouding” 'n huishouding wat as sulks by die Munisipaliteit geregistreer is en wat –

- (1) aan die kwalifikasie vereistes soos bepaal in paragraaf 21 hiervan, voldoen;
en
- (2) 'n perseel binne die regsgebied van die Munisipaliteit okkupeer;

“Munisipale Bestuurder” die persoon wat deur die raad in dié hoedanigheid aangestel is ingevolge artikel 82 van die Wet op Plaaslike Regering: Munisipale Strukture Wet No 117 van 1998 en sluit enige persoon in –

- (1) wat in sodanige pos waarneem;
- (2) aan wie die Munisipale Bestuurder 'n bevoegdheid, funksie of verpligting gedelegeer het ten opsigte van sodanige gedelegeerde bevoegdheid, funksie of verpligting;

“munisipale dienste” die voorsiening van water, die voorsiening van elektrisiteit, die verwydering van huisvuilis, die wegdoen van rioolvuil of enige een of kombinasie van dié dienste;

“Munisipaliteit” die Munisipaliteit Bergrivier

“perseel” enige gedeelte grond, geleë binne die regsgebied van die munisipaliteit, waarvan die buite grense afgebaken is op:

- (1) ‘n algemene plan of diagram wat geregistreer is ingevolge die Opmetingswet, 1927 (Wet no 9 van 1927) of die Registrasie van Aktes Wet, 1937 (Wet no 47 van 1937) of;
- (2) ‘n deeltitelplan geregistreer ingevolge die Wet op Deeltitels, 1986 (Wet no 95 van 1986);

“raad” die munisipale raad van die Munisipaliteit Bergrivier

“rekening” sluit in-

- (1) heffings, bobelasting of dienstegelde ten opsigte van die volgende dienste:
elektrisiteitsverbruik;
waterverbruik;
vullisverwydering;
riool dienste;
- (2) eiendomsbelasting;
- (3) huurgeld;
- (4) lenings paaieimente;
- (5) rente op agterstallige bedrae;
- (6) enige ander heffings en gelde wat regtens aan die Munisipaliteit verskuldig is;

en het die **“munisipale rekening”** ‘n ooreenstemmende betekenis;

“standaard rentekoers” ‘n rentekoers wat een persent hoër is as die rentekoers wat die Munisipaliteit aan sy bank moet betaal ten opsigte van ‘n oortrekking;

“Wet” die Wet op Plaaslike Regering: Munisipale Stelsels, 2000 (Wet 32 van 2000) soos van tyd tot tyd gewysig;

HOOFSTUK 2

KLIËNTESORG EN – BESTUUR

2.1 KOMMUNIKASIE EN DIE OORDRA VAN INLIGTING

2.1.1 Ten einde uitvoering aan die bepalings van artikel 95(a), (b) en (c) van die Wet te gee, sal die Munisipaliteit alles binne sy vermoë doen om –

- ‘n kliëntediensforum daar te stel waar verteenwoordigers van die gemeenskap en lede van die raad mekaar kan ontmoet;
- wyksvergaderings te hou waar verteenwoordigers van die Munisipaliteit en ander diensverskaffers met wykslede en hul wyksraadslid kan beraadslaag;
- sorg te dra dat gebruikers van munisipale dienste en/of enige ander diens, belastingbetalers en inwoners in die algemeen, behoorlik ingelig word met betrekking tot dienslewering en in besonder die koste van verskaffing van dienste.

Om dié oogmerke te bereik -

- sal daar, onder meer, gedurende die begrotingsproses openbare vergaderings belê word waarby politieke partye, belastingbetalers- en inwonersverenigings, gemeenskapsorganisasies, sakekamers, die publiek in die algemeen en enige ander belanghebbende partye betrek sal word en waartydens begrotingsprioriteite, -beginsels en –raamwerke ontleed en bespreek sal word;
- sal daar van tyd tot tyd behoefte-identifisering werkswinkels in wyke gehou word met die doel om-
 - (1) die behoeftes in die wyke wat wettiglik die verantwoordelikheid van die Munisipaliteit is, te identifiseer;
 - (2) die gemeenskap by die prioritisering van sodanige behoeftes te betrek;
 - (3) die gemeenskap te betrek by die Munisipaliteit se beplanning van projekte en wat die Munisipaliteit doen en wat ander regeringsvlakke doen; en
 - (4) gemeenskappe in te lig wat die vlakke van betaling en nie-betaling in so ‘n wyk is ten opsigte van Munisipale dienste, belastings en ander gelde verskuldig aan die Munisipaliteit en om strategieë in dié verband te bepaal.
- sal daar nadat die konsepbegroting opgestel is, verdere openbare vergaderings gehou word om die implementering van tariewe en die wyse waarop die begroting aangewend sal word, bespreek word;
- sal wyksraadslede aangemoedig word om gereelde wyksvergaderings te hou waar, onder meer, in besonder aandag verleen sal word aan klantesorg- en skuld-kwessies.

2.1.2 Ander metodes van kommunikasie sal insluit-

- die gebruik van munisipale rekeninge as 'n hoogs effektiewe metode van kommunikasie om allerhande soort inligting oor te dra;
- die verspreiding van 'n kwartaallikse nuusbrieff waarin prominensie verleen sal word aan klantesorg- en skuldkwessies;
- aanmoediging van die openbare pers om prominensie te verleen aan die Munisipaliteit se klantesorg- en skuldkwessies en om die pers aan te moedig om raadsvergaderings by te woon waar hierdie kwessies bespreek word.
- Elektroniese diens kan gebruik word om inligting aan verbruikers deur te gee

2.2 METING VAN MUNISIPALE DIENSTE

2.2.1 Die Munisipaliteit sal op 'n deurlopende grondslag sorg dat elektriese energie en water wat aan verbruikers voorsien word, deur middel van akkurate en verifieerbare metingstelsels gemeet word soos en wanneer hierdie dienste gelewer word.

2.2.2 Meters sal sover as wat moontlik is, met tussenposes van een maand gelees word.

2.2.3 Indien 'n perseel waarop metertoerusting geïnstalleer is, gesluit is, of vir welke rede ook al ontoeganklik is vir die beampte wat verantwoordelik daarvoor is om die meters te lees, sal die Munisipaliteit geregtig wees om 'n rekening gebaseer op die geskatte gebruik, soos deur die Direkteur: Finansiële Dienste geskat, aan die verbruiker te lewer.

2.2.4 Waar 'n meter geïnstalleer is, word beskou dat 'n persoon van die elektriese energie of die hoeveelheid water voorsien is wat deur die meter geregistreer word; met dien verstande dat vir die tydperk wat 'n meter buite werking is, die elektriese energie of die water gelewer aan so 'n persoon bereken sal word op die grondslag van die gemiddelde hoeveelheid wat onafgebroke gelewer is vir die drie maande wat die voormelde tydperk voorafgaan.

2.2.5 Waar 'n verbruiker vir 'n geskatte verbruik ooreenkomstig paragraaf 2.2.3 aangeslaan word, moet die verskil tussen werklike verbruik en die geskatte verbruik verreken word sodra 'n gemeterde lesing verkry is.

2.2.6 Indien 'n verbruiker verlang dat 'n spesiale meterlesing geneem word, kan so 'n lesing verkry word teen betaling van 'n voorgeskrewe tarief.

2.3 MUNISIPALE REKENINGE

Die Munisipaliteit sal sover as wat dit moontlik is, verseker dat 'n persoon wat aanspreeklik is vir betaling van munisipale dienste en eiendomsbelasting, akkurate rekenings op 'n maandelikse grondslag kry, waarop die volgende besonderhede aangedui word:

- alle bedrae uitstaande en die balanse oorgedra;
- bedrae verskuldig;
- totale bedrag betaalbaar;
- meterlesing.

2.4 NAVRAE, APPELLE EN DIENSKLAGTES

- 2.4.1 Indien 'n persoon oortuig is dat sy of haar rekening vir munisipale dienste onakkuraat is, kan hy of sy 'n versoek aan die Munisipaliteit rig om sodanige rekening te hersien.
- 2.4.2 Geldige redes moet aangevoer waarom verbruiker dink rekening is onakkuraat
- 2.4.3 Betaling van toetsfooi vir meter apparaat moet gemaak word alvorens daar enige verdere stappe geneem kan word (Waar die metingsapparaat in twyfel getrek word)
- 2.4.4 In die tussentyd moet die persoon 'n bedrag betaal wat gelyk is aan die gemiddelde verbruik vir die voorafgaande drie maande, waar die geskiedenis van sodanige rekening beskikbaar is. Waar geen sodanige geskiedenis beskikbaar is nie, moet die betrokke persoon 'n geskatte bedrag, soos deur die Direkteur: Finansiële Dienste bepaal, voor die betaaldatum betaal en totdat die aangeleentheid opgelos is.
- 2.4.5 Die betrokke afdeling in die Munisipaliteit moet binne een maand vanaf datum van ontvangs van so 'n versoek, die aangeleentheid ondersoek en die betrokke persoon van die uitslag van so 'n ondersoek verwittig.
- 2.4.6 Versuim om voor of op datum van betaling die bedrag soos by paragraaf 2.4.4 bepaal te vereffen, stel so 'n persoon daaraan bloot dat sy elektrisiteit- en/of watervoorsiening afgesluit sal word.
- 2.4.7 'n Persoon mag appèl aanteken teen die bevinding van die Munisipaliteit waarna in paragraaf 2.4.5 verwys word.
- 2.4.8 'n Appèl ingevolge paragraaf 2.4.7 moet gemaak en aan die Munisipale Bestuurder besorg word binne 21 dae nadat die appellant bewus geword het van die bevinding waarna in paragraaf 2.4.5 verwys word en moet –
- (1) die redes uiteensit vir die appèl, en
 - (2) indien toepaslik die gelde insluit wat deur die Munisipaliteit vasgestel is vir die toets van 'n meettoestel.

2.5 BETAALFASILITEITE

- 2.5.1 Die Munisipaliteit sal strategies geleë toeganklike betaalkantore en kassiers-betaalpunte regoor sy regsgebied voorsien en in stand hou in aggenome die beskikbaarheid van publieke vervoer asook konsentrasie van verbruikers en afstand vanaf naaste betaalpunt en kostes daaraan verbonde.
- 2.5.2 Die Munisipaliteit kan enige alternatiewe metodes van betaling ondersoek en implementeer om betalings meer toeganklik te maak vir die publiek

- 2.5.3 Waar gebruik gemaak word van alternatiewe betaalfasiliteite, rus die onus op die persoon wat van sodanige fasiliteite gebruik maak om bewys van betaling te lewer en aanvaar die Munisipaliteit nie aanspreeklikheid vir nie-ontvangs van sodanige betalings of vir foutiewe toewysings indien sodanige foutiewe toewysings te wyte is aan die nalate van sodanige persoon.
- 2.5.4 Die munisipaliteit erken betalings (elektroniese oorplasings/direkte deposito's) wanneer dit verskyn op die Raad se bankrekening voor/op die betaaldatum.
- 2.5.5 Waar betaling van gelde verskuldig by wyse van 'n direkte deposito op die Munisipaliteit se goedgekeurde bankrekening gedoen word, rus die onus op die skuldenaar om die Munisipaliteit nie later nie as die datum van betaling van sodanige gelde soos beoog by paragraaf 6.2 hiervan skriftelik of per faksimilee van sodanige deposito te verwittig.

2.6 TOEWYSING VAN INKOMSTE

Ooreenkomstig artikel 102 van die Wet mag 'n Munisipaliteit-

- Alle dienste op 'n munisipale rekening konsolideer, en dienste staak waar enige diens op die rekening uitstaande is;
- enige afsonderlike rekenings van persone wat vir betalings aan die Munisipaliteit aanspreeklik is, konsolideer; en
- 'n betaling deur so 'n persoon krediteer teen enige rekening van daardie persoon.

Betalings wat deur die Munisipaliteit ontvang word, sal derhalwe in die volgende orde van voorkeur toegewys word:-

- (1) rente op agterstallige bedrae;
- (2) betalings wat ingevolge 'n ooreenkoms aan die Munisipaliteit in maandelikse paaielemente afbetaal word;
- (3) rioolgelde;
- (4) huurgelde ten opsigte van behuising en ander hure ;
- (5) leningterugbetalings;
- (6) diverse gelde en heffings;
- (7) vullisverwyderingsgelde;
- (8) water;
- (9) elektrisiteit;
- (10) beskikbaarheidsgelde;
- (11) eiendomsbelasting.

HOOFSTUK 3

KREDIETBEHEER- EN SKULDINVORDERINGSMAATREËLS

3. AANSOEK VIR MUNISIPALE DIENSTE

- 3.1 Niemand sal geregtig wees op toegang tot Munisipale dienste of mag Munisipale dienste gebruik of daarvan gebruik maak nie, tensy aansoek op 'n voorgeskrewe vorm gedoen is en die Munisipaliteit sodanige aansoek goedgekeur het nie.
- 3.2 Indien munisipale dienste, by die inwerkingstelling van hierdie beleid of te enige ander tyd, voorsien word terwyl geen geskrewe ooreenkoms vir die voorsiening daarvan bestaan nie, sal dit geag word dat –
- (1) 'n ooreenkoms ooreenkomstig die bepalings van paragraaf 3.6 wel bestaan; en
 - (2) die standaard of vlak van diens wat aldus gelewer word die standaard of vlak van diens te wees wat die verbruiker of die persoon wat daarvan gebruik maak, verkies;
- tot tyd en wyl die Munisipaliteit en die betrokke persoon 'n ooreenkoms soos beoog by paragraaf 3.1 aangegaan het.
- 3.3 Die Munisipaliteit moet by ontvangs van 'n aansoek vir die voorsiening van munisipale dienste, die betrokke aansoeker in kennis stel van die verskillende vlakke of standaarde van dienste en die toepaslike tariewe en/of gelde betaalbaar ten opsigte van elke vlak van diens.
- 3.4 Die Munisipaliteit sal slegs verplig wees om 'n spesifieke vlak van 'n munisipale diens wat versoek word, te voorsien indien dit reeds in normale loop van sake deur die Munisipaliteit gelewer word en dan slegs indien die Munisipaliteit oor die middele en die kapasiteit beskik om sodanige vlak van 'n diens te voorsien.
- 3.5 'n Persoon mag te enige tyd aansoek doen om die vlak van 'n Munisipale diens, waartoe oorspronklik by ooreenkoms ooreengekom is, te verander, met dien verstande dat die vlak van diens wat versoek word, beskikbaar is en dat die koste en uitgawe verbonde aan die verandering van die vlak van sodanige diens deur die aansoeker betaal word.
- 3.6 Die aansoekvorm waarna in paragraaf 3.1 verwys word, behoorlik voltooi en onderteken deur die aansoeker en die Munisipaliteit se goedkeuring daarvan sal 'n bindende ooreenkoms tussen die Munisipaliteit en sodanige aansoeker uitmaak en sal in werking tree op die datum aangedui op sodanige vorm.
- 3.7 By voltooiing van 'n aansoekvorm vir munisipale dienste, sal die Munisipaliteit seker maak dat die dokument en die proses van interaksie met die eienaar, verbruiker of enige ander persoon wat aldus aansoek doen, deur sodanige persoon verstaan word en sal hy of sy bewus gemaak word van die opsie om as hulpbehoewende huishouding te registreer.

3.8 In die geval van 'n ongeletterde of 'n dienooreenkomstig gestremde persoon, sal die Munisipaliteit die nodige stappe neem om seker te maak dat die persoon bewus is van en die inhoud van 'n aansoekvorm begryp en dat hy of sy bygestaan word met die voltooiing daarvan.

3.9 Indien die Munisipaliteit –

- (1) 'n aansoek vir die voorsiening van munisipale dienste of 'n spesifieke diens of vlak van 'n diens, weier;
- (2) nie in 'n posisie is om sodanige munisipale diens of vlak van 'n diens op die datum waarop dit versoek word, te lewer nie;
- (3) nie in 'n posisie is om hoegenaamd sodanige munisipale diens of vlak van 'n diens te lewer nie;

sal die Munisipaliteit binne 'n redelike tyd, die aansoeker verwittig van sodanige weiering of onvermoë om die diens te lewer, die redes daarvoor en indien van toepassing wanneer die Munisipaliteit in 'n posisie sal wees om sodanige munisipale diens of 'n spesifieke diens of vlak van 'n diens, te lewer.

3.10 Indien 'n aansoeker 'n uitstaande bedrag het wat verskuldig en betaalbaar aan die munisipaliteit is, moet die agterstallige betaal word; of 'n ooreenkoms vir die betaling van agterstallige bedrag moet gesluit word met die munisipaliteit voordat 'n aansoek om dienste goedgekeur kan word.

4. AANSPREEKLIKHEID VIR BETALING VAN GELDE VERSKULDIG EN BETAALBAAR AAN DIE MUNISIPALITEIT

4.1 Die persoon aanspreeklik vir die betaling van gelde verskuldig en betaalbaar aan die Munisipaliteit sal in die gevalle hierna vermeld, soos volg wees:

- (1) eiendomsbelasting – die geregistreerde eienaar van die perseel waarop dit betrekking het;
- (2) munisipale dienste – vanaf 1 Julie 2016 sal geen dienste rekening meer deur 'n huurder geopen kan word nie. Alle dienste heffings sal vir die rekening van die eienaar wees. Nieteenstaande bogenoemde kan die munisipaliteit steeds op eie diskresie dienskontrakte sluit met huurders. Aansoeke sal op meriete oorweeg word.
- (3) Huidige dienskontrakte met huurders sal voortgaan tot datum van diensbeeindiging, of eerste wanbetaling, watter ookal eerste plaasvind.
- (4) Met die sluit van die dienskontrak aanvaar die verbruiker enige koste wat gehef mag word wanneer die rekening laat betaal word, ingesluit rente.
- (5) die verbruiker of die persoon aan wie die diens gelewer is, met dien verstande dat indien die eienaar nie die verbruiker of die persoon is aan wie munisipale dienste gelewer is nie en die Munisipaliteit redelike stappe geneem het om

bedrae verskuldig deur so 'n verbruiker of persoon te verhaal en sodanige bedrae nie kon verhaal nie, sal die eienaar van sodanige perseel aanspreeklik wees vir betaling van die bedrae verskuldig en betaalbaar deur so 'n verbruiker of persoon aan die Munisipaliteit, in terme van Artikel 118(1) van die Munisipale Stelsels Wet;

- (6) huurgeld ten opsigte van die verhuring van staatsgefinansierde behuising en ander munisipale eiendom – die persoon met wie die huurooreenkoms aangegaan is en ingeval geen huurooreenkoms aangegaan is nie, die persoon wat aansoek gedoen het om die verhuurde eiendom te huur, of indien geen sodanige persoon geïdentifiseer kan word nie, die hoof van die huishouding wat so 'n perseel okkupeer of enige ander persoon wat verantwoordelikheid aanvaar vir die betaling van huurgeld verskuldig, hetsy so 'n persoon die perseel okkupeer al dan nie;
- (7) terugbetaling van behuisingslenings – die persoon of persone met wie 'n leningsooreenkoms of skuldakte gesluit is;
- (8) enige ander dienste, die persoon aan wie sodanige dienste gelewer is.

4.2 Waar 'n maatskappy, trust, beslote korporasie of 'n bestuursliggaam ingevolge die Wet op Deeltitels, 1986 (Wet No 95 van 1986) –

- die eienaar is van onroerende eiendom en/of;
- die aansoeker ingevolge paragraaf 3.1 is vir die lewering van munisipale dienste en sodanige dienste inderdaad gelewer word of gelewer is;

sal die verpligting van sodanige entiteit vir betaling van eiendomsbelasting op onroerende eiendom en/of enige bedrae verskuldig ten opsigte van munisipale dienste, uitgebrei word na die direkteure, trustees of lede daarvan wie as sulks gesamentlik en afsonderlik aanspreeklik sal wees.

4.3 Waar 'n rekening nie ten volle vereffen word nie, sal enige mindere bedrag wat aangebied en deur die Munisipaliteit aanvaar word, nie geag word as volle en finale vereffening van sodanige rekening te wees nie, tensy die Munisipale Raad skriftelik die betaling van so 'n mindere bedrag aanvaar het as volle en finale vereffening van die betrokke rekening. Aansoeke sal op meriete hanteer word.

4.4 Die Munisipale Bestuurder het die reg om enige skuld van 'n huurder oor te plaas na die rekening van die eienaar van dieselfde eiendom, soos vervat in Art 118(3) van die Munisipale Stelsels Wet, Wet 32 van 2000.

4.5 Dit is die verantwoordelikheid van die verbruiker om sy korrekte kontakbesonderhede aan die munisipaliteit te verskaf en op datum te hou.

4.6 Die onus berus by die skuldenaar om 'n opgawe van sy of haar rekeninge te verkry sodat dit voor of op datum van betaling vereffen kan word.

5. STAKING VAN MUNISIPALE DIENSTE

- 5.1 'n Verbruiker moet vooraf 'n skriftelike kennisgewing aan die munisipaliteit gee vir die beëindig van die ooreenkoms vir die voorsiening van munisipale dienste.
- 5.2 Dit is die verantwoordelikheid van die verbruiker om die munisipaliteit in kennis stel indien dienste nie meer vereis word as gevolg van die verkoop van eiendom of enige ander rede.
- 5.3 Versuim om te voldoen aan die bepalings van die bogenoemde paragraaf bly die verbruikers aanspreeklik vir alle dienste gehef en rente daarop van die datum waarop die perseel ontruim is tot die datum waarop die Raad bewus geword het van die ontruiming.
- 5.4 'n Verbruiker sal aanspreeklik wees vir alle agterstallige gelde wat betaalbaar is vir munisipale dienste gelewer voor die beëindiging van 'n ooreenkoms.

6 DATUM VAN BETALING VAN GELDE VERSKULDIG

- 6.1 Eiendomsbelasting word verskuldig en betaalbaar soos uiteengesit in die Raad se Verordening op Eiendomsbelasting asook die Eiendomsbelastingbeleid deur die Raad aanvaar.
- 6.2 Gelde betaalbaar ten opsigte van munisipale dienste word verskuldig en betaalbaar op die datum wat as sulks aangedui word op die rekening wat elke maand ten opsigte van sodanige dienste gelewer word en moet sodanige **betaling gemaak word voor of op die laaste werksdag van elke maand.**
- 6.3 Betaling van huur- en/of leningspaaieimente verskuldig ten opsigte van staatsgefinansierde behuising en/of ander munisipale eiendom moet gemaak word op die datums en ooreenkomstig die bepalings vervat in die onderskeie huur- en leningsooreenkomste.
- 6.4 Betaling van bedrae verskuldig aan die Munisipaliteit anders as eiendomsbelasting, gelde verskuldig ten opsigte van munisipale dienste en huur- en leningspaaieimente, moet gemaak word op die datum **soos** aangedui op die rekening wat aan sodanige skuldenaar ten opsigte van sodanige verskuldigde bedrag gelewer word.
- 6.5 Waar die laaste datum vir betaling van enige gelde verskuldig aan die Munisipaliteit op 'n dag is waarop die kantore van die Munisipaliteit gesluit is, sal die finale datum van betaling van sodanige gelde geag te wees die **voorafgaande** werksdag.

7. AKSIES GENEEM TE WORD WAAR SKULDENAARS AGTERSTALLIG RAAK OF VERSUIM OM GELDE VERSKULDIG VOOR OF OP DATUM VAN BETALING TE VEREFFEN

7.1 EIENDOMSBELASTING AGTERSTALLIG

- 7.1.1 Rente, ooreenkomstig die bepalings van paragraaf 8, sal gehef en betaalbaar wees op alle agterstallige bedrae.

- 7.1.2 Indien enige belasting of ander jaargelde onbetaald bly na die datum van betaling soos in paragraaf 6.1 aangedui, word die eienaar in kennis gestel.
- 7.1.3 Indien die eienaar nie reageer op die kennisgewing nie, kan die dienste gestaak word vir die nie-betaling van die eiendomsbelasting.
- 7.1.4 Waar die eiendom verhuur word en daar geen dienste is om te staak nie, kan die munisipaliteit in terme van artikel 28 en 29 van die Eiendomsbelasting wet, Wet 6 van 2004, beslag lê op die huurgeld betaalbaar aan die eienaar, ongeag enige ooreenkoms tussen die huurder en eienaar.

7.2 GELDE EN HEFFINGS AGTERSTALLIG TEN OPSIGTE VAN MUNISIPALE DIENSTE

- 7.2.1 Rente, ooreenkomstig die bepalings van paragraaf 8, sal gehef en betaalbaar wees op alle agterstallige bedrae.
- 7.2.2 Kan die verbruiker per elektroniese media in kennis gestel dat die rekening onbetaald is.
- 7.2.3 Indien bedrae verskuldig ten opsigte van munisipale dienste, of enige gedeelte daarvan, onbetaal bly na die datum van betaling soos in paragraaf 6.2 aangedui,

- (1) sal die elektrisiteitsvoorsiening na die betrokke perseel afgesluit word, en
- (2) Kan die konvensionele elektrisiteitsmeter vervang met 'n voorafbetaalde elektrisiteitsmeter.
- (3) Kan die uitstaande bedrae op die voorafbetaalde elektrisiteitstelsel gelaai word. Wanneer die voorafbetaalde elektrisiteit gestaak word, moet die verbruiker die nodige reëlings tref ter afbetaling van die uitstaande rekening. Met die tref van hierdie reëling word daar ooreengekom teen watter persentasie van die kragverkope angewend sal word vir die delging van die uitstaande skuld. Die volgende maatstaf sal gebruik word vir die betaling van die koers wat gelaai word:

0 – 30 dae uitstaande	0%
31 – 60 dae uitstaande	50%
61 – 90 dae uitstaande	65%
91 – 120 dae uitstaande	80%
120 dae plus uitstaande	90%
Uitstaande reelingspaaielemente	90% (ongeg dae uitstaande)

- (4) sal die Direkteur: Finansiële Dienste die diskresie kan uitoefen –
 - om die voorsiening van water na die betrokke perseel te beperk deur 'n waterbeheermeganisme op die dienste aansluiting na so 'n perseel te installeer wat nagenoeg 6 kiloliter water per maand sal deurlaat;

of

- om die voorsiening van water te beperk

of

- met inagneming van die betrokke skuldenaar se rekord van betaling, die beperking of afsluiting van die voorsiening van water vir 'n tydperk van nie meer as 14 dae nie, uit te stel.

7.2.4 Indien 'n persoon nie in staat is om agterstallige gelde ten opsigte van munisipale dienste te betaal nie, kan die Munisipaliteit 'n ooreenkoms met sodanige persoon aangaan, ingevolge waarvan so 'n persoon toegelaat word om die agterstallige gelde in maandelikse paaiemente af te betaal,

afbetaling van die verskuldigde bedrag binne die volgende riglyne moet geskied.

R0 – R1 000	:	12 maande
R1 001 – R2 000	:	18 maande
R2 001 – R3 000	:	24 maande
R3 001 – R4 000	:	30 maande
R4 001 en meer	:	36 maande

- Met 'n minimum van 20% van die gemiddelde rekening bereken oor 'n tydperk van 6 maande toe verbruik plaasgevind het(*RB 707 9(28/08/2008)*).
- die persoon alle toekomstige rekenings ten opsigte van eiendomsbelasting, munisipale dienste, huurgelde en leningspaaiemente verskuldig aan die Munisipaliteit gereeld op of voor die datum van betaling, vereffen;
- die persoon erken dat rente op enige paaiemente wat nie teen die betaaldatum betaal is nie gehef kan word teen die voorgeskrewe koers en hy of sy instem om dit te betaal;
- die persoon erken dat indien hy of sy te enige tyd in gebreke bly om die bepalings van so 'n ooreenkoms na te kom, so 'n ooreenkoms nietig geag sal word; dat geen verdere onderhandelings met so 'n persoon moontlik sal wees nie en dat onmiddellik oorgegaan sal word om elektrisiteit- en watervoorsiening aan die betrokke perseel af te sluit of te beperk, waarna geregtelike stappe sal volg.

7.2.5 Indien 'n rekening aan 'n persoon gelewer word waarvan die verskuldigde bedrag ten opsigte van munisipale dienste buitengewoon hoog is en dit te wyte is aan –

- een of ander nalate of versuim aan die kant van die Munisipaliteit; of
- 'n lekkasie van water uit 'n waterpypleiding of afsluitkraan wat op so 'n perseel geïnstalleer is en wat nie deel vorm van die Munisipaliteit se dienste aansluiting nie

en met dien verstande dat so 'n verskuldigde bedrag regtens verskuldig en betaalbaar is deur so 'n persoon, kan die Munisipaliteit in die diskresie van die Direkteur: Finansiële

Dienste, 'n ooreenkoms met sodanige persoon aangaan ingevolge waarvan so 'n persoon toegelaat word om die verskuldigde bedrag in maandelikse paaieimente af te betaal, onderworpe aan die voorbehoudsbepalings vervat in paragraaf 7.2.3 en met dien verstande dat waar so 'n hoë rekening te wyte is aan die nalate en/of versuim van die Munisipaliteit, geen rente betaalbaar sal wees ten opsigte van sodanige verskuldigde bedrag nie.

Indien enige gelde verskuldig ten opsigte van munisipale dienste gelewer, **waar die verbruiker intussen die dienste afgesluit het**, en geen ooreenkoms gesluit is vir die afbetaling van die uitstaande bedrae nie, die Direkteur: Finansiële Dienste, onderhewig aan die bepaling van paragraaf 11.3 –

- Die rekening vir gelde aldus verskuldig aan 'n skuldinvorderaar of prokureur oorhandig vir invordering indien daar na sy mening 'n redelike kans bestaan dat die skuld wel ingevorder sal kan word; (vir doeleindes hiervan sal skuldinvordering ook geag word enige beampete van die raad te wees wat met die bevoegdheid bekleed is om skuld in te vorder)

7.3 AGTERSTALLIGE HUURGELDE EN/OF LENINGSPAAIEMENTE

- 7.3.1 Waar huur- of leningsooreenkomste voorsiening maak vir rente betaalbaar op agterstallige huurgelde of leningspaaieimente, word rente gehef ooreenkomstig die voorwaardes vervat in sodanige huur- of leningsooreenkomste.
- 7.3.2 'n Ooreenkoms om agterstallige bedrae in maandelikse paaieimente te betaal, kan ter enige tyd met die persoon wat sodanige gelde verskuldig is, aangegaan word onderworpe egter aan die voorwaardes en bepalinge vervat in paragraaf 7.2.3 welke bepalinge mutatis mutandis van toepassing sal wees.
- 7.3.3 Waar 'n ooreenkoms om bedrae verskuldig in maandelikse paaieimente af te betaal nie aangegaan is nie, en sodanige bedrae steeds na meer as 30 dae gereken vanaf datum van betaling uitstaande is, moet die Direkteur: Finansiële Dienste die stappe neem soos uiteengesit in paragraaf 7.2.5.

7.4 GELDE VERSKULDIG ANDER DAN GELDE TEN OPSIGTE VAN EIENDOMSBELASTING, MUNISIPALE DIENSTE, HUURGELDE EN LENINGSPAAIEMENTE

Die bepalinge van paragrawe 7.3.3 en 7.3.4 ten opsigte van agterstallige huurgelde en/of leningspaaieimente is mutatis mutandis van toepassing.

8. HEFFING VAN RENTE

- 8.1 Rente teen die standaardkoers moet gehef en gevorder word ten opsigte van alle agterstallige bedrae wat aan die Munisipaliteit verskuldig en betaalbaar is, vir elke maand wat sodanige bedrae na die datum vermeld in paragraaf 8.2, onbetaal bly met dien verstande dat 'n gedeelte van 'n maand geag word 'n maand te wees.

8.2 Sodanige rente word gehef vanaf die dag wat volg op die datum van betaling ten opsigte van sodanige uitstaande bedrae wat op sodanige datum van betaling nog nie vereffen is nie.

9. AFSLUITING EN HERAANSLUITING VAN DIENSTE

9.1 Ingeval die water- of elektrisiteitstoevoer na 'n perseel, ooreenkomstig die bepalings van paragraaf 7.2.3 afgesluit word, word sodanige water- of elektrisiteitstoevoer heraangesluit slegs sodra –

- (1) die bedrae verskuldig tesame met rente ten volle vereffen is of 'n ooreenkoms vir afbetaling daarvan met die skuldenaar aangegaan is ooreenkomstig die bepalings en voorwaardes vervat in paragraaf 7.2.3 en 7.2.4; en
- (2) die afsluiting- en/of heraansluitingsgelde soos in die Munisipaliteit se tarief beleid vasgestel, betaal is.

10. VORDERING VAN DEPOSITO

10.1 Wanneer 'n persoon ooreenkomstig die bepalings van paragraaf 3.1 aansoek doen vir die lewering van munisipale dienste en alvorens sodanige dienste gelewer word, word 'n deposito/bankwaarborg van sodanige persoon gevorder welke deposito as sekuriteit of gedeeltelike sekuriteit sal dien vir betaling van munisipale dienste gelewer aan so 'n persoon.

10.2 'n Deposito soos in paragraaf 10.1 beoog, word aangewend ter delging van of ter vermindering van bedrae deur 'n persoon aan die Munisipaliteit verskuldig vir munisipale dienste gelewer, indien so 'n skuldenaar sou verdwyn en nie geredelik opgespoor kan word nie, of insolvent verklaar word of om welke rede ook al weier of versuim om sy of haar verpligtinge teenoor die Munisipaliteit na te kom.

10.3 Die bedrag van die deposito word van tyd tot tyd in die Munisipaliteit se Begroting vasgestel vir die volgende kategorieë. Minimum deposito word bereken op twee (2) maande se gebruik, behalwe waar anders gemeld-

- (1) nuwe aansoekers vir munisipale dienste (huishoudelike verbruikers);
- (2) nuwe aansoekers vir munisipale dienste (besighede/grootmaat verbruikers);
- (3) nuwe aansoekers vir lae koste behuising, hulpbehoewende of Staatsouderdomspensioenarisse.

10.4 Diskresionêre bevoegdheid word aan die Direkteur: Finansiële Dienste verleen om die deposito betaalbaar deur 'n persoon, soos vasgestel ooreenkomstig paragraaf 10.4, te verhoog telkens wanneer enige munisipale diens ingevolge paragraaf 7.2.3 afgesluit of beperk word, met dien verstande egter dat 'n deposito slegs aldus verhoog mag word tot 'n maksimum bedrag soos volg bereken:

2½ maal die bedrag van die hoogste rekening vir munisipale dienste gelewer aan die betrokke persoon in enige maand gedurende die 12 maande wat die datum van afsluiting

of beperking van die dienste voorafgaan. Waar munisipale dienste in enige gegewe stadium nog nie 12 maande lank aan 'n persoon gelewer is nie, sal die bedrag van die hoogste maandelikse rekening vir enige maand gedurende die mindere tydperk, bepalend wees.

- 10.5 Wanneer 'n persoon wat reeds 'n deposito aan die Munisipaliteit betaal het, van een perseel binne die regsgebied van die Munisipaliteit na 'n ander perseel binne die regsgebied van die Munisipaliteit verhuis, sal die normale deposito betaalbaar wees. Geen dienstedeposito word oorgedra nie.
- 10.6 Die munisipaliteit behou die reg voor om dienste deposito's ter enige tyd aan te pas om te voldoen aan die bepalings van paragraaf 10.4 hierbo.
- 10.7 Die Munisipaliteit is nie aanspreeklik vir betaling van rente op deposito's wat deur die Munisipaliteit gehou word nie
- 10.8 Wanneer 'n persoon, wat 'n deposito aan die Munisipaliteit betaal het, skriftelik versoek dat munisipale dienste wat aan hom of haar gelewer word gestaak word en dat die deposito wat aldus deur die Munisipaliteit gehou word aan hom of haar terugbetaal word, word sodanige deposito of enige gedeelte daarvan wat nie ooreenkomstig paragraaf 10.2 aangewend is nie aan sodanige persoon terugbetaal.

11. INSTELLING VAN GEREGTELIKE STAPPE

- 11.1 Die instelling van geregtelike stappe sluit in, maar is nie beperk nie tot –
 - (1) Lys by Kredietburo as stadige/swak betaler (Word deur die Munisipaliteit self gedoen)
 - (2) die dagvaarding van 'n skuldenaar vir betaling van agterstallige skuld;
 - (3) die beslaglegging van huur betaalbaar op 'n eiendom;
 - (4) die beslaglegging op die besoldiging van 'n skuldenaar;
 - (5) die beslaglegging en geregtelikeverkoop van roerende goed;
 - (6) die beslaglegging en geregtelike verkoping van onroerende eiendom;
 - (7) die uitsetting van 'n huurder uit 'n verhuurde eiendom in die geval van huurgelde verskuldig aan die Munisipaliteit ten opsigte van so 'n verhuurde eiendom.
- 11.2 Die instelling van geregtelike stappe word geneem met inagneming van alle wetlike vereistes en die nakoming van wetlike voorskrifte en prosedure reëlings in dié verband.
- 11.3 Diskresionêre bevoegdheid word aan die Direkteur: Finansiële Dienste verleen om te besluit of –

(1) 'n rekening aan 'n skuldinvorderaar of 'n prokureur vir invordering oorhandig moet word en, of

(2) geregtelike stappe teen 'n skuldenaar ingestel moet word;

in daardie gevalle waar die totale skuld van 'n skuldenaar 'n bedrag soos deur die Direkteur: Finansiële Dienste bepaal oorskry.

By die uitoefening van hierdie bevoegdheid neem die Direkteur: Finansiële Dienste slegs as enigste oorweging in ag of dit koste-effektief sal wees om sodanige rekening vir invordering te oorhandig en/of geregtelike stappe teen die skuldenaar in te stel al dan nie.

11.4 Die Direkteur: Finansiële Dienste sal die bevoegdheid hê om te bepaal welke van die geregtelike stappe in paragraaf 11.1 vermeld die mees aangewese en doeltreffendste stap sal wees ten opsigte van elk en iedere skuldenaar teen wie geregtelike stappe ingevolge hierdie beleid van die raad ingestel moet word.

HOOFSTUK 4

ALGEMENE BEPALINGS

12. KOSTE VAN INVORDERING

Die Munisipaliteit sal alle regs-koste, invorderingskommissie en enige ander kostes wat deur die Munisipaliteit aangegaan mag word om die gelde verskuldig deur 'n skuldenaar aan die Munisipaliteit, in te vorder, teen die rekening van sodanige skuldenaar hef en dit van hom of haar verhaal.

13. GEDISHONOREERDE BETALINGS

Indien enige betaling aan die Munisipaliteit by wyse van 'n verhandelbare instrument later deur 'n bank gedishonoreer word, kan die Direkteur: Finansiële Dienste –

(1) koste- en administrasiefooie op die rekening van sodanige skuldenaar hef teen 'n koers wat van tyd tot tyd deur die raad bepaal word; en

(2) nadat betaling aangebied deur 'n skuldenaar vir 'n derde keer deur die bank gedishonoreer word, by wyse van skriftelike kennisgewing aan sodanige persoon vereis dat alle toekomstige rekeninge in kontant betaal word.

(3) Persone gelys word by Kredietburo as swak betalers.

14. TOEGANG TOT PERSELE

Die bewoner van 'n perseel in die regsgebied van die Munisipaliteit moet te alle redelike ure aan 'n gemagtigde verteenwoordiger van die Munisipaliteit of van 'n diensverskaffer, toegang verleen tot die perseel ten einde enige meter- of diensverbinding vir verspreiding te lees, te inspekteer, te installeer of te herstel of om die verskaffing van 'n munisipale diens af te sluit of dit te beperk.

Waar toegang nie moontlik is nie, aanvaar die eienaar verantwoordelikheid vir die koste vir die skuif van die meteringstoestel.

15. VEILIGE AKKOMMODASIE VAN DIENSAANSLUITINGS, METERS, AFSLUITKRANE, APPARAAT ENS.

Waar water en/of elektrisiteit aan 'n perseel gelewer word, is die verbruiker van sodanige dienste verantwoordelik vir die veilige akkommodasie van enige diens aansluitings, meters, afsluitkrane, diensbeveiligingstoestelle en –toerusting wat op sodanige perseel is en is die verbruiker ook aanspreeklik vir vergoeding aan die Munisipaliteit vir enige koste of verliese of skade wat die Munisipaliteit ten opsigte daarvan mag aangaan of ly.

16. DIEFSTAL, SKADE EN ONGEMAGTIGDE GEBRUIK VAN WATER EN ELEKTRISITEIT

16.1 Geen persoon mag:

- (1) op enige wyse of om enige rede hoegenaamd aan enige diens aansluiting, meter, afsluitkraan, diensbeveiligingstoestel en –apparaat, seëls of hooftoevoerleiding, wat geïnstalleer is om water en/of elektrisiteit te voorsien te meet of te beperk, peuter of beskadig of breek of hom of haar daarmee bemoei of dit verwyder nie;
- (2) enige waterpypleiding of -pypleiding of netwerk of 'n elektriese installasie regstreeks of onregstreeks aansluit, probeer aansluit of duld of toelaat dat dit aangesluit word by die Munisipaliteit se hooftoevoerleiding of diens-aansluiting nie, tensy sodanige persoon skriftelik deur die Munisipaliteit spesifiek daartoe gemagtig is.
- (4) enige wateraansluiting of elektriese installasie wat, vir welke rede ook al, deur die Munisipaliteit afgesluit is, heraansluit, probeer heraansluit of duld of toelaat dat dit heraangesluit word by die Munisipaliteit se hooftoevoerleiding of diens aansluitings nie, tensy sodanige persoon skriftelik deur die Munisipaliteit spesifiek daartoe gemagtig is.
- (5) water of elektrisiteit, wat op 'n onregmatige wyse verkry is, gebruik nie.

16.2 Die Munisipale Bestuurder moet, sodra dit tot sy kennis kom en hy oor voldoende feitelike getuienis beskik dat 'n oortreding van enige van die bepalings van paragraaf 16.1 plaasgevind het, 'n strafregtelike vervolging teen die persoon wat vermoedelik so 'n oortreding begaan het, instel.

16.3 Benewens en ondanks strafregtelike vervolging en oplegging van gevangenisstraf en/of 'n boete ingevolge enige verordening deur die Munisipaliteit gemaak of ingevolge enige ander Wet, regulasie of verordening, aan enige persoon wat hom of haar skuldig maak aan 'n oortreding in paragraaf 16.1 vermeld, sal die Munisipaliteit geregtig wees om –

- (1) enige koste of skade of verliese wat die Munisipaliteit mag aangaan, opdoen of mag ly as gevolg van sodanige oortredings van sodanige persoon te verhaal, en
- (2) ingeval water en/of elektrisiteit onregmatig verbruik is, die persoon wat dit onregmatig verbruik het aan te slaan vir betaling van 'n verbruik bereken ooreenkomstig die bepalings van paragraaf 2.2.4.
- (3) die voorsiening van water en/of elektrisiteit aan die betrokke perseel summier af te sluit.
- (4) Volle uitstaande bedrag van die rekeninghouer te eis alvorens die diens weer aangesluit word, of 'n aanvaarbare reeling aan te gaan vir die betaling van die rekening.

17. ONDERTEKENING VAN KENNISGEWINGS EN DOKUMENTE

'n Kennisgewing of dokument uitgereik deur die Munisipaliteit ingevolge 'n verordening gemaak deur die Munisipaliteit en wat onderteken is deur 'n personeellid van die Munisipaliteit word geag behoorlik uitgereik te wees en moet by blote voorlegging daarvan deur die hof aanvaar word as getuienis van daardie feit

18. WAARMERK VAN DOKUMENTE

Enige bestelling, kennisgewing of ander dokument wat deur die Munisipaliteit gewaarmerk moet word, word as voldoende gewaarmerk geag indien dit onderteken is deur die Munisipale Bestuurder of 'n behoorlik gemagtigde beampte van die Munisipaliteit aan wie sodanige bevoegdheid opgedra is by wyse van 'n besluit van die raad van die Munisipaliteit of kragtens 'n verordening

19. PRIMA FACIE GETUIENIS

In regsgedinge wat deur die Munisipaliteit aanhangig gemaak word, moet die blote voorlegging van 'n sertifikaat wat die bedrag verskuldig en betaalbaar aan die Munisipaliteit reflekteer, en onderteken is deur die Munisipale Bestuurder, of 'n toepaslik gekwalifiseerde beampte wat deur die Munisipale Bestuurder daartoe gemagtig is, deur die hof aanvaar word as prima facie bewys dat die bedrag verskuldig is.

HOOFSTUK 5

FINANSIËLE BYSTAND AAN HULPBEHOEWENDE HUISHOUDINGS

INLEIDING

Bergrivier Munisipaliteit se visie is om 'n **voorstrewende gemeenskap** te skep waar almal wil leef, werk, leer en speel op 'n **menswaardige manier**. Die klem is op vooruitstrewendheid en menswaardigheid. Dit is twee kante van dieselfde muntstuk. Die Munisipaliteit wil voluit gaan vir vooruitstrewendheid, maar nie ten koste van menswaardigheid nie. Aan die anderkant word daar voluit gegaan vir menswaardigheid, maar nie ten koste van vooruitstrewendheid nie.

Met dit ingedagte wil die Munisipaliteit 'n kultuur skep waar hulpbehoewende gesinne nie slegs 'n toelaag ontvang nie, maar waar die ontvangs van 'n toelaag (gratis basiese dienste) gekoppel word aan 'n verantwoordelikheid wat bereikbaar is en wat menswaardigheid kweek.

Bergrivier Munisipaliteit het soos baie ander gedeeltes in Suid-Afrika, 'n bewese uitdaging ten opsigte van ontydige skool-verlaters. In Bergrivier Munisipale Area is dit tot so hoog soos 40% (2015 Onderwys Departement statistiek). Om hierdie rede word daar van elke hulpbehoewende gesin, wat registreer vir gratis basiese dienste, verwag om te bewys dat alle kinders in die huishouding wat wetlik verplig is om skoolgaande te wees, wel skoolgaande is. Die bewys hiervan sal tydens registrasie gelewer word en slegs die nuutste amptelike skoolrapport / skooluitslagadvies sal aanvaar word.

20. BRON VAN FINANSIËLE BYSTAND

Finansiële bystand aan 'n hulpbehoewende huishouding word gefinansier uit –

- (1) finansiële toekennings deur die Nasionale Regering aan die Munisipaliteit vir dié doel, en
- (2) 'n bewilling vir dié doel deur die Munisipaliteit en word die bedrag van sodanige bewilling jaarliks deur die Raad bepaal tydens die opstel van die Raad se begroting.

21. VEREISTES VIR REGISTRASIE AS 'N HULPBEHOEWENDE HUISHOUDING

'n Huishouding wat as 'n hulpbehoewende huishouding wil registreer en vir finansiële bystand ingevolge die raad se beleid in dié verband in aanmerking wil kom, kan slegs as sulks geregistreer word indien –

- (1) (a) die totale inkomste van al die lede van die huishouding wat normaalweg op 'n perseel woonagtig is, insluitende die inkomste van enige ander persoon wat saam met die huishouding op sodanige perseel woon, **bereken word as twee staatspensioene plus 40%**;

OF

- (b) die hoof van die huishouding in wie se naam die rekening geregistreer is, 'n Staatsouderdomspensioen of ongeschiktheidstoelae ontvang¹.
- (2) die hoof van die huishouding en sy of haar gesin self die perseel waarop die aansoek betrekking het, bewoon; en
- (3) die hoof van die huishouding en/of sy of haar gade en/of hul wettige kinders wat saam met hul ouers op 'n perseel woonagtig is, nie die wettige eienaar is van 'n ander woning nie; en

- (4) aansoek om registrasie op 'n vorm wat deur die Munisipaliteit vir dié doel voorgeskryf is en wat by enige kantoor van die Munisipaliteit verkrygbaar is, gedoen is.

22. AANSOEK OM REGISTRASIE

- 22.1 'n Huishouding wat aansoek wil doen om as 'n hulpbehoewende huishouding te kwalifiseer moet die **voorgeskrewe** aansoekvorm voltooi.
- 22.2 'n Aansoekvorm, of enige ander vorm, verklaring of sertifikaat wat deur die Munisipaliteit vereis word, moet tensy anders aangedui op sodanige vorm, verklaring of sertifikaat, deur die hoof van die huishouding onderteken of gesertifiseer word. Vir doeleindes hiervan word hoof van die huishouding geag die wettige eienaar of die wettige huurder van 'n perseel te wees of die persoon wat andersins die beheer oor so 'n perseel uitoefen.
- 22.3 'n Aansoek in terme van paragraaf 21.1(a) **moet** vergesel word van die volgende besonderhede:
- (1) dokumentêre bewys van die bruto-inkomste van al die persone woonagtig op 'n perseel, soos 'n brief van 'n werkgewer waarin die bruto salaris of loon van die betrokke persoon verklaar en gesertifiseer word, 'n salarisadviesstrokie, 'n pensioenkaart, 'n werkloosheidversekeringskaart;
 - (2) 'n beëdigde verklaring deur daardie persone woonagtig op die perseel wat geen inkomste het nie, waarin verklaar word dat sodanige lid werkloos is en nie in ontvangs van inkomste van enige aard is nie;
 - (3) Munisipale rekening
 - (4) 'n gesertifiseerde afskrif van die aansoeker se identiteitsdokument;
 - (5) die name en identiteitsnommer van alle persone wat op 'n bepaalde perseel woonagtig is; en
 - (6) die nuutste amptelike skoolrapport / skooluitslagadvies van alle kinders op die perseel wat van skoolgaande ouderdom is.
- 22.4 'n Aansoek in terme van paragraaf 21.1(b) **moet** vergesel word van die volgende besonderhede:
- (1) 'n gesertifiseerde afskrif van die aansoeker se identiteitsdokument; en
 - (2) bewys van staatspensioen of ongeschiktheidstoelaag wat ontvang word.
 - (3) Afskrif van Sassa kaart
 - (4) Munisipale rekening.

- (5) Bewys dat alle kinders woonagtig op die perseel wat van wetlike skoolgaande ouderdom is, wel skoongaande is. 'n Afskrif van die nuutste skoolrapport van elke skoolier moet ingehandig word.
- 22.5 Dit sal van die hoof van 'n huishouding, wat aansoek om registrasie as 'n hulpbehoewende huishouding doen, vereis word om te verklaar dat alle inligting wat op die aansoekvorm en ander dokumentasie verstrekkend word, waar en korrek is.
- 22.6 Die Munisipaliteit of sy gemagtigde agent kan deur sy gemagtigde verteenwoordiger enige stappe wat nodig mag wees, neem om die korrektheid van inligting wat deur 'n aansoeker verstrekkend word, na te gaan en/of die korrektheid daarvan te verifieer insluitende onderhoude met en die afneem van verklarings van lede van 'n huishouding.
- 22.7 Die Munisipaliteit of sy gemagtigde verteenwoordiger sal ten minste een keer per jaar die aansoeker besoek ten einde die korrektheid van alle inligting te verifieer.
- 22.8 Die lys van hulpbehoewende/deernisgevalle aan die wykskomitee lede beskikbaar gestel word.

23. OORWEGING VAN AANSOEKE

- 23.1 'n Aansoek ontvang ooreenkomstig die bepalings van paragraaf 22.1 sal deur die Munisipaliteit oorweeg word en indien die Munisipaliteit tevrede is dat die aansoeker ooreenkomstig die bepalings van paragraaf 21 kwalifiseer, sal so 'n huishouding as hulpbehoewende huishouding geregistreer word.
- 23.2 Die Munisipaliteit sal die reg hê om 'n aansoek af te keur indien die jaarlikse bewilliging vir finansiële bystand aan hulpbehoewende huishoudings, waarna in paragraaf 20 verwys word, te enige tyd uitgeput is of uitgeput word.
- 23.3 Indien 'n huishouding as 'n hulpbehoewende huishouding geregistreer word, word finansiële bystand aan sodanige huishouding verleen ooreenkomstig die bepalings van paragraaf 24.1, met dien verstande egter dat –
- (1) die huishouding op 'n jaarlikse grondslag, gereken vanaf die datum waarop die finansiële bystand toegestaan word, aan die Direkteur: Finansiële Dienste en tot sy bevrediging, bewys lewer dat so 'n huishouding steeds aan die vereistes van paragraaf 21 voldoen;
 - (2) indien 'n huishouding ter eniger tyd na verstryking van 'n vier maande siklus in gebreke gebly het of geweier het om bewys of bevredigende bewys ten opsigte van die kwalifikasie vereistes waarna in paragraaf 21 verwys word ooreenkomstig sub-paragraaf (1) hierbo te lewer, word alle finansiële bystand aan so 'n huishouding onverwyld opgeskort tot tyd en wyl sodanige bewys, behoudens die bepalings van paragraaf 25.1(2), gelewer word.

24. AANWENDING VAN EN BEPERKING OP FINANSIËLE BYSTAND

24.1 Onderworpe aan die volhoubaarheid en bekostigbaarheid daarvan met in agneming van die bepalinge van paragraaf 23.2, sal finansiële bystand aan 'n hulpbehoewende huishouding wat vir sodanige bystand kwalifiseer, beperk wees tot en aangewend word vir vereffening of gedeeltelike vereffening van die volgende munisipale dienste en tariewe:

- (1) 50 kWh elektrisiteit per maand vir 'n huishouding ten opsigte waarvan die elektrisiteitsaansluiting beperk is tot 20 ampère;
- (2) Basiese fooi ten opsigte van konvensionele elektrisiteit waar die aansluiting beperk is tot 20 ampère.
- (3) 6 Kiloliter water per maand
- (4) Basiese fooi ten opsigte van water
- (5) rioolgelde ten opsigte van die een rioolaansluiting of die gelde betaalbaar ten opsigte van die pomp van 'n suigtenk tot 'n bedrag gelyk aan die tarief vasgestel vir 'n eerste riool pan
- (6) vullisverwyderingsgelde.

24.2 Die Munisipaliteit sal die reg hê om minstens een keer per jaar tydens die begrotingsproses, maar ook as tussentydse maatreeël, op enige ander stadium, die mate waartoe finansiële bystand aan kwalifiserende hulpbehoewende huishoudings toegestaan kan word te bepaal of te herbepaal, insluitende die koers waarteen en ten opsigte van welke munisipale dienste finansiële bystand verleen kan word.

24.3 Waar 'n voorafbetalde elektrisiteitsmeter op 'n perseel, wat deur 'n kwalifiserende hulpbehoewende huishouding geokkupeer word, geïnstalleer is, en mits die elektrisiteitsaansluiting beperk is tot 20 ampère, sal sodanige huishouding eweneens in aanmerking kom vir finansiële bystand ten opsigte van elektrisiteitsverbruik en wel tot die mate soos bepaal by paragraaf 24.1(1).

'n Krediet op sodanige rekening verwerf, word aangewend ter vereffening van eiendomsbelasting verskuldig of bedrae verskuldig ten opsigte van enige van die ander munisipale dienste

25. KANSELLASIE VAN REGISTRASIE


25.1 Registrasie as 'n hulpbehoewende huishouding word in die volgende gevalle gekanselleer en verbeur sodanige huishouding alle finansiële bystand wat aan die betrokke huishouding toegestaan is vir die onverstreke termyn waarvoor die bystand toegestaan is:

- (1) waar dit bevind word dat valse inligting in die aansoekvorm of ander dokumentasie en/of verklarings verstrek is;

- (2) indien die hoof van die hulpbehoewende huishouding na verloop van 30 dae nadat finansiële bystand aan so 'n huishouding ooreenkomstig paragraaf 23.3 opgeskort is, weier, versuim of in gebreke bly om die inligting soos vereis by paragraaf 22.3 aan die Munisipaliteit te verstrek;
 - (3) indien dit bevind word dat omstandighede sodanig verander het dat die hulpbehoewende huishouding nie meer voldoen aan een of meer van die vereistes vir registrasie, soos vermeld in paragraaf 21 nie;
- 25.2 Die onus rus op die hoof van die hulpbehoewende huishouding om die Munisipaliteit in kennis te stel sodra omstandighede ter enige tyd sodanig verander dat daar nie meer voldoen word aan die vereistes van paragraaf 21 nie en terselfdertyd volledige besonderhede van sodanige veranderde omstandighede aan die Munisipaliteit te verstrek.
- 25.3 Nieteenstaande enigiets andersluidend hierin vervat, sal die Munisipaliteit geregtig wees om, benewens die strafregtelike vervolging van die hoof of enige lid van so 'n huishouding, die finansiële bystand toegestaan en ingevolge die bepalings van paragraaf 24 aangewend, terug te vorder –
- (1) in die geval vermeld in paragrafe 25.1(1) en (2) – vanaf die datum waarop die finansiële bystand toegestaan is; en
 - (2) in die geval vermeld in paragraaf 25.1(3) – vanaf die datum waarop die omstandighede waarna in paragraaf 25.1(3) verwys word, verander het of indien so 'n datum nie vasgestel kan word nie, vanaf die datum waarop dit vasgestel is dat die betrokke huishouding nie meer aan die kwalifiserende vereistes voldoen nie.
- 25.4 Ingeval die registrasie van 'n hulpbehoewende huishouding ingevolge die bepalings van paragraaf 25.1(1) beëindig word, sal sodanige huishouding nie weer in die toekoms in aanmerking kom vir finansiële bystand nie.
-

BERGRIVIER

Munisipaliteit / Municipality



RATES POLICY 2018/19 FINANCIAL YEAR

INDEX	PAGE
PREAMBLE	3
1. OBJECTIVE	4
2. DEFINITIONS	5
3. PURPOSE OF THE POLICY	15
4. POLICY PRINCIPLES	15
5. APPLICATION OF POLICY	17
6. CLASSIFICATION OF SERVICES AND EXPENDITURE	17
7. CATEGORIES OF PROPERTIES	17
8. DEFFERENTIAL RATES	20
9. MULTI PURPOSE PROPERTIES	20
10. CATEGORIES OF OWNERS	21
11. LEVYING OF RATES	21
12. IMPERMISSIBLE RATES	27
13 EXEMPTIONS, REBATES AND DEDUCTION	28
13.1 EXEMPTIONS	30
13.2 REBATES	31
14. COST OF EXEMPTIONS, REBATES & REDUCTION	36
15. ADDITIONAL RATING AREAS	37
16. RATES INCREASES/DECREASES	37
17. NOTIFICATION OF RATES	38
18. CORRECTIONS OF ERRORS AND OMISSIONS	38
19. SHORT TITLE	39

PREAMBLE

WHEREAS section 3 of the Local Government: Municipal Property Rates Act, 2004 (No 6 of 2004) determines that a municipality must adopt a rates policy in accordance to the determination of the Act; and

In terms of section 229 of the Constitution of the Republic of South Africa, 1996, a municipality may impose rates on property; and

In terms of the Local Government: Municipal Property Rates Act, 2004 (no 6 of 2004) a municipality in accordance with –

- (a) section 2(1) may levy a rate on property in its area; and
- (b) section 2 (3) must exercise its powers to levy a rate on property subject to-
 - (i) Section 229 and any other applicable provisions of the Constitution;
 - (ii) The provisions of the Property Rates Act; and
 - (iii) The Rates Policy and

In terms of section 4(1)(c) of the Local Government: Municipal Systems Act, 2000 (no 32 of 2000), the municipality has the right to finance the affairs of the municipality by imposing, *inter alia*, rates on property; and

In terms of section 62(1)(f)(ii) of the Local Government: Municipal Finance Management Act, 2003 (no 56 of 2003) the Municipal Manager must ensure that the municipality has and implements a rates policy.

NOW THEREFORE the following policy on the levying of property rates is accepted.

1. OBJECTIVES:

In developing and adopting this rates policy, the council has sought to give effect to the sentiments expressed in the preamble of the Property Rates Act, namely that:

- the Constitution requires local government to be developmental in nature, in addressing the service delivery priorities of our country and promoting the economic and financial viability of our municipalities;
- there is a need to provide local government with access to a sufficient and buoyant source of revenue necessary to fulfil its developmental responsibilities; and
- revenues derived from property rates represent a critical source of income for municipalities to achieve their constitutional objectives, especially in areas neglected in the past because of racially discriminatory legislation and practices; and
- it is essential that municipalities exercise their power to impose rates within a statutory framework which enhances certainty, uniformity and simplicity across the nation, and which takes account of historical imbalances and the burden of rates on the poor.

In applying its rates policy, the council shall adhere to all the requirements of the Property Rates including any regulations promulgated in terms of that Act.

The objectives of this policy are also to ensure that-

- all ratepayers within a specific category are treated equal and reasonable;
- All rates levied are affordable. In dealing with the poor/indigent ratepayers the municipality will provide relief measures through exemptions, reductions or rebates.
- rates are levied in accordance with the market value of the property;
- the rate will be based on the value of all rateable property in that category and the amount required by the municipality to balance the operational

- budget, taking into account the surplus obtained from the trading- and economical services and the amounts required to finance exemptions, reductions and rebates that the municipality may approve from time to time;
- income derived from rates will be used to finance community- and subsidised services only;
 - to optimally safeguard the income base of the municipality through exemptions, reductions and rebates that are reasonable and affordable taking into account the poor/indigent ratepayers;
 - In order to minimise major shocks to certain ratepayers the market values in the new valuation roll or tariffs determined by Council may be phased-in over the entire periods as stipulated in the Rates Act.
 - to adhere to the legal requirements of the Property Rates Act.

2. DEFINITIONS

In this policy, unless the context indicates otherwise—

“Act”, means the Local Government: Municipal Property Rates Act, 2004 (Act No. 6 of 2004) as amended

“Agent”, in relation to the owner of a property, means a person appointed by the owner of the property –

- (a) to receive rental or other payments in respect of the property on behalf of the owner; and/or
- (b) to make payments in respect of the property on behalf of the owner;

“accommodation establishment” means a facility zoned for single residential purposes, that provides for lettable residential accommodation on a regular and continuous basis in addition to its permitted use for a single family and includes guesthouses, “bed & Breakfast” and “Self-catering” establishments;

“Agricultural property”, means property that is used primarily for agricultural purposes and excludes any portion thereof that is used commercially for the hospitality of guests, and excludes the use of the property for the purpose of ecotourism or for the trading in or hunting of game.

“annually” means once every financial year;

“business” means the activity of buying, selling or trade in goods or services and includes any office or other accommodation on the same erf, the use of which is incidental to such business, with the exclusion of the business of mining, agriculture, farming, or inter alia, any other business consisting of cultivation of soils, the gathering in of crops or the rearing of livestock or consisting of the propagation and harvesting of fish or other aquatic organisms.

“category” –

- (a) in relation to property, means a category of property determined in terms of section 8 (2) of the Act;
- (b) in relation to owners of property, means a category of owners determined in terms of section 15 (2) of the Act;

“district municipality” means a municipality that has municipal executive and legislative authority in an area that includes more than one municipality, and which is described in section 155 (1) of the Constitution as a Category C municipality;

“exclusion” in relation to a municipality’s rating power, means a restriction of that power as provided for in section 17 of the Act;

“exemption” in relation to the payment of a rate, means an exemption granted in terms of section 15 of the Act;

“financial year” means the period starting from 1 July in a year to 30 June of the next year;

“household income” means the income accruing to all members of the household permanently residing at the address. It includes income of spouses;

“income tax act” means the Income Tax Act ,1962 (Act 58 of 1962)

“indigent person” means a person whose household income does not exceed the minimum household income as predetermined by the council;

“land reform beneficiary” in relation to a property , means a person who-

- (a) acquired the property through-
 - (i) the Provincial Land and Assistance Act, 1993 (Act 126 of 1993);
 - (ii) the Restitution of Land Rights Act, 1994 (act 22/1994);
- (b) holds the property subject to the Communal Property Associations Act, 1996 (Act 28 of 1996); or
- (c) holds or acquires the property in terms of such other land tenure reform legislation as may pursuant to section 25(6) and (7) of the Constitution be enacted after this Act has taken effect;

“land tenure right” means an old order right or a new order right as defined in section 1 of the Communal Land Rights Act ,2004

“local community”, in relation to a municipality—

- (a) means that body of persons comprising—
 - (i) the residents of the municipality;

Bergrivier Municipality
Rates Policy – 29 May 2018

- (ii) the ratepayers of the municipality;
 - (iii) any civic organisations and non-governmental, private sector or labour organisations or bodies which are involved in local affairs within the municipality; and
 - (iv) visitors and other people residing outside the municipality who, because of their presence in the municipality, make use of services or facilities provided by the municipality.
- (b) Includes, more specifically, the poor and other disadvantaged sections of such body of persons.

“local municipality” means a municipality that shares municipal executive and legislative authority in its area with a district municipality within whose area it falls, and which is described in section 155(1) of the Constitution as a category B municipality;

“market value”, in relation to a property, means the value of the property determined in accordance with section 46 of the Act;

“MEC for Local Government” means the member of the Executive Council of a province who is responsible for local government in that province;

“mining” means any operation or activity for extracting any mineral on, in or under the earth, water or any residue deposit, whether by underground or open working or otherwise and includes any operation or activity incidental thereto;

“minister” means the Cabinet member responsible for local government;

“multiple purposes”, in relation to a property, means the use of a property for more than one purpose, subject to section 9 of the MPRA, 2004 (Act 6 of 2004) and cannot be assigned to a single category.

“municipal council” or **“council”** means a municipal council referred to in section 18 of the Municipal Structures Act;

“Municipal Finance Management Act” means the Local Government: Municipal Finance Management Act, 2003 (Act 56 of 2003);

“municipality”—

- (a) as a corporate entity, means a municipality described in section 2 of the Municipal Systems Act; and
- (b) as a geographical area, means a municipal area demarcated in terms of the Local Government: Municipal Demarcation Act, 1998 (Act. 27 of 1998);

“municipal manager” means a person appointed in terms of section 82 of the Municipal Structures Act;

“municipal properties” means those properties of which the municipality is the owner;

“Municipal Systems Act” means the Local Government: Municipal Systems Act, 2000 (Act 32 of 2000);

“newly rateable property” means any rateable property on which property rates were not levied before the end of the financial year preceding the date on which this Act took effect, excluding a property which was incorrectly omitted from a valuation roll and for that reason was not rated before that date;

“occupier”, in relation to a property, means a person in actual occupation of a property whether or not that person has a right to occupy the property;

“Office bearer”, in relation to places of public worship, means the primary person who officiates at services at that place of worship.

“Official residence”, in relation to places of public worship, means

- a) a portion of the property used for residential purposes; or
- b) one residential property, if the residential property is not located on the same property as the place of public worship, registered in the name of a religious community or registered in the name of a trust established for the sole benefit of a religious community and used as a place of residence for the office bearer.

“owner”—

- (a) in relation to property referred to in paragraph (a) of the definition of “property”, means—
 - a person in whose name ownership of the property is registered;
- (b) in relation to a right referred to in paragraph (b) of the definition of “property”, means a person in whose name the right is registered; or
- (c) in relation to a land tenure right referred to in paragraph (c) of the definition of “property”, means a person in whose name the right is registered or to whom it was granted in terms of legislation, provided that a person mentioned below may for the purposes of this Act be regarded by a municipality as the owner of a property in the following cases:
 - (i) A trustee, in the case of a property in a trust excluding state trust land;
 - (ii) an executor or administrator, in the case of a property, in a deceased estate;
 - (iii) a trustee or liquidator, in the case of a property, in an insolvent estate or in liquidation;
 - (iv) a judicial manager, in the case of a property, in the estate of a person under judicial management;

Bergrivier Municipality
Rates Policy – 29 May 2018

- (v) a curator, in the case of a property, in the estate of a person under curatorship;
- (vi) an usufructuary or other person in whose name a usufruct or other personal servitude is registered, in the case of a property that is subject to a usufruct or other personal servitude;
- (vii) a lessee, in the case of a property that is registered in the name of a municipality and is leased by it; or
- (viii) a buyer, in the case of a property that was sold and of which possession was given to the buyer pending registration of ownership in the name of the buyer;

“permitted use”, in relation to a property, means the limited purposes for which the property may be used in terms of –

- (a) any restrictions imposed by –
 - (i) a condition of title;
 - (ii) a provision of a town planning or land use scheme; or
 - (iii) any legislation applicable to any specific property or properties; or
- (b) any alleviation of any such restrictions;

“person” includes an organ of the state;

“Place of public worship”, means property used primarily for the purposes of congregation, excluding a structure that is primarily used for educational instruction in which secular or religious education is the primary instructive medium: Provided that the property is—

- i. registered in the name of the religious community;
- ii. registered in the name of a trust established for the sole benefit of a religious community; or
- iii. subject to a land tenure right

“private open space” means any land in private ownership used primarily as a private site for play, rest or recreation without financial gain.

“property” means—

- (a) immovable property registered in the name of a person, including, in the case of a sectional title scheme, a sectional title unit registered in the name of a person;
- (b) a right registered against immovable property in the name of a person, excluding a mortgage bond registered against the property;
- (c) a land tenure right registered in the name of a person or granted to a person in terms of legislation;

“property register” means a register of properties referred to in section 23 of the Act;

“protected area” means an area that is or has to be listed in the register referred to in section 10 of the National Environmental Management: Protected Areas Act, 2003;

“public benefits organisation” means an organisation conducting specified public benefit activities as defined in the act and registered in terms of the Income Tax Act for tax reductions because of those activities.

“publicly controlled” means owned by or otherwise under the control of an organ of the state, including-

- (a) a public entity listed in the Public Finance Management Act, (Act 1/1999)
- (b) a municipality; or
- (c) a municipal entity as defined in the Municipal Systems Act

“public service infrastructure” means publicly controlled infrastructure as determined in terms of chapter 1 of the Local Government: Municipal Property Rates Act (Act 6/2004)

“Public Service Purposes”, in relation to the use of a property, means property owned and used by an organ of state as—

- (a) hospitals or clinics;
- (b) schools, pre-schools, early childhood development centres or further education and training colleges;
- (c) national and provincial libraries and archives;
- (d) police stations;
- (e) correctional facilities; or
- (f) courts of law, but excludes property contemplated in the definition of ‘public service infrastructure’

“rate” means a municipal rate on property envisaged in section 229(1)(a) of the Constitution;

“rateable property” means property on which a municipality may in terms of section 2 of the Act levy a rate, excluding property fully excluded from the levying of rates in terms of section 17 of the Act;

“Ratio”, in relation to section 19 of the Municipal Property Rates Act, means the relationship between the cent amount in the Rand applicable to residential properties and different categories of non-residential properties: Provided that the two relevant cent amounts in the Rand are inclusive of any relief measures that amount to rebates of a general application to all properties within a property category.

“rebate”, in relation to a rate payable on a property, means a discount on the amount of the rate payable on the property;

“Reduction”, in relation to a rate payable on a property, means the lowering of the amount for which the property was valued and the rating of the property at that lower amount;

“Residential property” means property included in a valuation roll in terms of section 48 (2) (b) of the Act (read with section 8) as residential inclusive of a suite of rooms which forms a living unit that is exclusively used for human habitation purposes, or a multiple number of such units on a property, excluding accommodation establishments, bed & breakfast, hotel, guest house, commune, boarding and undertaking, hostel, place of instruction and sectional title units.

“Sectional Titles Act” means the Sectional Titles Act, 1986 (Act 95 of 1986)

“Sectional title unit” means a unit defined in section 1 of the Sectional Titles Act;

“Specified public benefit activity” means an activity listed in item 1 (welfare and humanitarian), item 2 (health care) and item 4 (education and development) of Part 1 of the Ninth Schedule to the Income Tax Act:

“State-owned properties” means properties owned by the State, which are not included in the definition of public service infrastructure in the Act. These state-owned properties are classified as follows:

- (a) State properties that provide local services.
- (b) State properties that provide regional/municipal district-wide/ metro-wide service.
- (c) State properties that provide provincial/national service.

“**The Act**” means the Local Government Municipal Property Rates Act, 2004 (No. 6 of 2004).

(Herein after called “The Act”)

“**Vacant land**” means all undeveloped land irrespective of its current or future intended zoning. Agricultural properties will not be considered as being vacant erven.

3. PURPOSE OF THE POLICY

The policy document guides the annual setting (or revision) of property rates. It does not make specific property rates proposals. Details pertaining to the various property rates are determined when the budget is considered and approved every year

4. POLICY PRINCIPLES

Rates are levied in accordance with the Act as an amount in the Rand based on the market value of rateable property contained in the municipality’s valuation roll and supplementary valuation rolls.

As allowed for in the Act, the municipality may choose to differentiate between various categories of property and categories of owners of property. Some categories of property and categories of owners are granted relief from rates. The municipality does not, however, grant relief in respect of payments for rates to any category of owners or properties, or to owners of properties, on an individual basis, other than by way of an exemption, rebate or reduction provided for in this policy.

The rates policy for the municipality is based on the following principles:

a. Equity

The municipality will treat all similar ratepayers with similar properties the same.

b. Affordability

The ability of a person to pay rates will be taken into account by the municipality. In dealing with the poor/indigent ratepayers the municipality will provide relief measures through exemptions, and/or reductions and/or rebates.

c. Sustainability

Rating of property will be implemented in a way that-

- i. It supports sustainable local government by providing a stable and buoyant revenue source within the discretionary control of the municipality; and
- ii. Supports local social and economic development.

d. Cost efficiency

Rates will be based on the value of all rateable property and the amount required by the municipality to balance the operating budget after taking into account the amounts required to finance exemptions, rebates and reductions as approved by the municipality from time to time. The implementation of the policy must be as cost-effective as possible.

5. APPLICATION OF THE POLICY

In imposing the rate in the rand for each annual operating budget component, the municipality shall grant exemptions, rates and reductions to the categories of properties and categories of owners as allowed for in this policy document.

6. CLASSIFICATION OF SERVICES AND EXPENDITURE

The Chief Financial Officer shall, subject to the guidelines provided by the legislation and the Executive Mayor, provide for the classification of services

as outlined in the Municipality's annual budget into trading and economic services.

7. CATEGORIES OF PROPERTIES

7.1 Criteria for determining categories of properties for the purpose of levying different rates and for the purpose of granting exemptions, rebates and reductions will be according to the–

- (a) use of the property
- (b) permitted use of the property, or
- (c) geographical area in which the property is situated.

7.2 **Categories of property for the municipality may include, but not limited to-**

Properties may be **categorised** as follows:-

- (a) Residential properties.
 - (i) Residential
 - (ii) Sectional Title Schemes

- (b) Institutional (university, school, church, mental hospitals, rehabilitation centres etc.)

- (c) Industrial/business properties

- (d) Farm properties used for-
 - (i) agricultural purposes;
 - (ii) other business and commercial purposes;
 - (iii) multiple purpose
 - (iv) residential purposes; or
 - (v) other than (i) to (iii).

- (e) Farm properties not used for any purpose.

- (f) Small holdings used for-
 - (i) agricultural purposes;
 - (ii) residential purposes;
 - (iii) industrial/commercial purposes;
 - (iv) multiple purposes; or
 - (v) other than (i) to (iv).

- (g) State-owned properties:
 - (i) State properties that provide local services
 - (ii) State properties that provide regional/municipal district-wide / metro-wide services.
 - (iii) State properties that provide provincial/national services

- (h) Municipal owned properties:
 - (i) Public Open Space
 - (ii) Special
 - (iii) Town Planning Scheme Border
 - (iv) Indefinite
 - (v) Subdivision area
 - (vi) Local Government Border (commonage)

- (i) Public service infrastructure

- (j) Privately owned towns/developments and open spaces serviced by the owner.

- (k) Formal and informal settlements on stands not subdivided into formal residential stands

- (l) Communal land as defined in the Communal Land Rights Act.

- (m) State trust land

- (n) Properties-
 - (i) acquired through Provision of Land and assistance Act, 1993 (Act 126 of 1993) or the Restitution of Land Rights Act, 1994 (Act 22 of 1994); **or**
 - (ii) subject to the Communal Property Associations Act, 1996 (Act 28 of 1996).

- (o) Protected areas.

- (p) National monuments

- (q) Properties owned by public benefit organisations (Part 1 of the Ninth Schedule of the Income Tax Act (Act 58 of 1962)

- (r) Properties used for multiple purposes

- (s) Resort

- (t) Transport

- (u) Public benefit organisations

- (v) vacant land

- (w) accommodation establishments

8. DIFFERENTIAL RATES

A municipality may levy different rates for different categories of rateable property, determined in subsection (2) and (3), which must be determined according to the—

- (a) use of the property;
- (b) permitted use of the property; or
- (c) a combination of (a) and (b).

Differential rating among the various property categories will be done by way of setting different Cents in the Rand for each property category.

9. MULTIPLE PURPOSE PROPERTIES

(1) A property used for multiple purposes must, for rates purposes, be assigned to a category determined by the municipality for properties used for-

- (a) A purpose corresponding with the permitted use of the property;
- (b) A purpose corresponding with the dominant use of the property; or
- (c) Multiple purpose in terms of section 8(2)(i)

Dominant use is used in the compilation of the General Valuation Roll which is implemented 1 July 2018 and rates are levied accordingly.

10. CATEGORIES OF OWNERS

Criteria for determining categories of owners of properties, for the purpose of granting exemptions, rebates and reductions may be according to the-

- (a) indigent status of the owner of a property
- (b) sources of income or/and monthly household income of the owner of a property
- (c) owners of property situated within an area affected by-
 - (i) a disaster within the meaning of the Disaster Management Act, 2002 (Act no 57 of 2002) ; or

- (ii) any other serious adverse social or economic conditions;
- (d) owners of residential properties with a market value below a determined threshold; or
- (e) owners of agricultural properties who are **bona fide** farmers.

11. LEVYING OF RATES

(1) Liability for rates by property owners:

Rates levied by a municipality on a property must be paid by the owner of the property, subject to Chapter 9 of the Municipal Systems Act.

Joint owners are jointly and severally liable for the amount due for rates on that property.

In a case of agricultural property owned by more than one owner in undivided shares where the holding of such undivided shares was allowed before the commencement of the subdivision of the Agricultural Land Act (Act 70 of 1970) the municipality may consider the following options for determining the liability for rates:

- (i) If the joint owners are all available, the issue of who is liable for rates will be dealt with in the context of whether they have entered into an agreement or not regarding payment of rates liabilities. Where the joint owners have a written agreement that a specific joint owner is liable for all the rates, the municipality will hold such a joint owner liable in respect of all the rates. A certified copy of the agreement must be submitted to the municipality.

Where there is no agreement, the municipality will hold anyone of the joint owners responsible for the whole property or hold any joint owner only liable for his undivided share.

- (ii) If the joint owners are not traceable with the exception of one joint owner and such joint owner is occupying or using the entire property or a significant larger portion the municipality will hold that joint owner liable for the total rates bill.
- (iii) If the traceable joint owner is only using or occupying a small portion of the entire property, the municipality will hold that joint owner only responsible for his own undivided share in that property

(2) Method and time of payment

The municipality will recover the rate levied in periodic instalments of equal amounts in twelve months. The instalment is payable on or before due date indicated on monthly account. Interest will be charged at 1% above the prime interest rate for any late payments received. For the interest calculation, part of a month will be calculated as a full month.

(3) Annual Payment Arrangements

By prior arrangement with the municipality the rate may be paid in a single amount before 30 September of the year it is levied in, however, application, in writing, must be submitted before 30 June prior to the financial year of implementation of the arrangement. The Director of Financial Services will consider any applications after this date.

(4) Recovery of arrear rates from owner

Recovery of arrear rates is dealt with in accordance with the Credit Control and Debt Collection Policy.

(5) Recovery of arrear rates from tenants, occupiers and agents

Arrears rates shall be recovered from tenants, occupiers and agents of the owner, in terms of the Act.

(5A) Deferral of payment of rates liabilities

Refer to Credit Control and Debt Collection Policy.

(6) Supplementary Valuation Debits

In the event that a property has been transferred to a new owner and a Supplementary Valuation took place, the previous owner as well as the new owner will jointly and separately be held responsible for the settling the supplementary rates account.

(7) Ownership

Properties, which vest in the Municipality during developments, i.e. open spaces and roads should be transferred at the cost of the developer to the Municipality.

Until such time, rates levied will be for the account of the developer.

(8) Clearance Certificate

8.1 On the sale of any property in the municipal jurisdiction, Council will withhold the transfer until all rates, service and sundry charges and any estimated amounts for the duration of the certificate in connection with the property are paid, by withholding a clearance certificate.

Bergrivier Municipality
Rates Policy – 29 May 2018

- 8.2 When debt has been written off as irrecoverable it will not be recovered again when a clearance certificate on a property is issued.
- 8.3 The municipality will issue such clearance certificate on receipt of an application on the prescribed form from the conveyer.
- 8.4 All payments will be allocated to the subject property.
- 8.5 No interest shall be paid in respect of these payments.
- 8.6 The Municipality will only issue a clearance certificate once a completed prescribed application form from the conveyer has been received.
- 8.7 Where any residential or non-residential debtor has entered into an arrangement with the Municipality in respect of the arrears on a property, the prescribed certificate as referred to in Section 118 of the Systems Act, will not be issued until such time as the full outstanding amount have been paid.
- 8.8 The rates clearance certificate validation period is 60 days and the amount due for payment is calculated as follows:
 - a. Applications received between the 1st and the 14th of the month will include 3 (three) months advance collections plus all current outstanding debt on the property.
 - b. Applications received between the 15th and the end of the month will include 4 (four) months advance collections plus all current outstanding debt on the property.

(9) Levying of rates on property in sectional title schemes

A rate on property, which is subject to a sectional title scheme, will be levied on the individual sectional title units in the scheme.

12. IMPERMISSIBLE RATES

A municipality may not levy the following rates in terms of sections 16 (1) and 17 (1) of the Act:

- (1) Rates that would prejudice national economic policies.
- (2) Rates that would prejudice economic activities across boundaries
- (3) Rates that would prejudice national mobility of goods, services, capital or labour.

(see conditions under section 16(2-5) of the Property Rates Act)

- (4) On the first 30% of market value of public service infrastructure
- (5) On any part of the seashore as defined in the Seashore Act
- (6) On any part of the territorial waters of the Republic in terms of the Marine Zones Act (15/1994)
- (7) On any island of which the state is the owner including the Prince Edward Islands
- (8) On a special nature reserve, national park or nature reserve within the meaning of the National Environmental Management Biodiversity Act of 2004 which are not developed or used for commercial, business or residential agricultural purposes.
- (9) On a mineral right within the definition of property.
- (10) On a property belonging to a land reform beneficiary or his or her heirs, provided that this exclusion lapses ten years from the date on which such beneficiary's title was registered in the office of the Registrar of deeds
- (11) On the first R 15 000 of the market value of a property assigned in the valuation roll or supplementary valuation roll to a category determined as residential property or multiple used property provided that one or more component is used for residential purposes.
- (12) On property registered in the name of and used primarily as a place of public worship by a religious community, including an official residence registered in the name of that community, which is occupied by an

office-bearer of that community who is, officiates at services at that place of worship.

(The exclusion lapses if not used for the purposes as indicated above).
(See conditions under section 17(2-5) of the Property Rates Act)

13. EXEMPTIONS, REBATES AND REDUCTIONS

The following criteria may be taken into consideration for the purpose of granting exemptions, reductions and rebates:

- indigent status of the owner of a property;
- income of the owner and/or household on a property;
- Owners temporarily without income
- The services provided to the community by public service organisations
- The need to preserve the cultural heritage of the local community
- The need to encourage the expansion of public service infrastructure
- The indispensable contribution which property developers make towards local economic development and the continuing needs to encourage such development
- market value of residential property below a determined threshold;
- owners of property situated within an area affected by –
 - a disaster within the meaning of the Disaster Management Act, 2002 (Act No. 57 of 2002); or
 - any other serious adverse social or economic conditions;
- zoning and/or actual use of the property; and
- availability of services funded by rates for a property.

To qualify for the rebate a property owner must:

- (i) occupy the property as his/her normal residence;

Bergrivier Municipality
Rates Policy – 29 May 2018

- (ii) be at least 60 years of age or in receipt of a disability pension from the Department of Welfare and Population **Social** Development;
- (iii) be in receipt of a total monthly income from all sources (including income of spouses of owner) not exceeding the amount annually set by the council;
- (iv) not be the owner of more than one property; and
- (v) provided that where the owner is unable to occupy the property due to no fault of his/her own, the spouse or minor children may satisfy the occupancy requirement.
- (vi) Owners of rateable property registered in the name of institutions or organisations, which in the opinion of the council, performs welfare, charitable and humanitarian work; cultural work; amateur sport and social activities; protect or maintain collections or buildings of historical or cultural interest, including art galleries, archives and libraries; conservation; environment and animal welfare; education and development; health care; agricultural (Experimental farms); municipal property and usage where the council is engaged in land sales transactions which take place after the financial year has started; where the municipality register a road reserve or servitude on a privately owned property a pro-rata rebate equal to the value of the reserve or servitude will be given to the owner; state hospitals, clinics and institutions for mentally ill persons, which are not performed for gain.

Property owners must apply on a prescribed application form for a rebate as determined by the municipality.

Applications must be accompanied by—

- (i) a certified copy of the identity document or any other proof of the owner's age which is acceptable to the municipality;

Bergrivier Municipality
Rates Policy – 29 May 2018

- (ii) sufficient proof of income of the owner and his/her spouse;
- (iii) an affidavit from the owner;
- (iv) if the owner is a disabled person proof of a disability pension payable by the state must be supplied; and
- (v) if the owner has retired at an earlier stage for medical reasons proof thereof must be submitted.

These applications must reach the municipality before the end of May preceding the start of the new municipal financial year for which relief is sought.

The municipality retains the right to refuse rebates if the details supplied in the application form are incomplete, incorrect or false.

13.1 EXEMPTIONS

The following properties **may be** exempted from rates

- (i) municipal properties
- (ii) municipal public infrastructure
- (iii) informal settlements
- (iv) museums
- (v) national monuments
- (vi) property lower in value than the amount determined by the municipality
- (vii) a right registered against immovable property
- (viii) public benefit organisations use their property for specific public benefit activities and listed in part 1 of the 9th schedule of the Income Tax Act
- (ix) Cemeteries & Crematoriums
- (x) 30% of Public Service Infrastructure

13.2 REBATES

Categories of properties & owners

Rebates for the following categories of owners will be considered:

(a) Rebates in respect of income categories:

The following owners may be granted a rebate on, or a reduction in the rates payable on their property if they meet the following criteria-

- Registered owner of the property that resides on the property;
- Income must not exceed an amount annually set by the Council

(b) Public benefit organisations:

(i) Welfare and humanitarian

Rateable property registered in the name of an institution or organisation, which, in the opinion of the council, performs welfare and humanitarian work as contemplated in the ninth Schedule of the Income Tax Act, 1962 (Act 58 of 1962).

Rateable property, registered in the name of a trustee or trustees or any organisation, which is maintained for the welfare of war veterans.

(ii) Cultural:

Rateable property registered in the name of Boy Scouts, Girl Guides, Sea Scouts, Voortrekkers or any other organisation which in the opinion of the council is similar or any rateable property let by a council to any of the said organizations.

The promotions, establishment, protection, preservation or maintenance of areas, collections or buildings of historical or cultural interest, national monuments, proclaimed national heritage sites, museums, including art galleries, archives and libraries.

(iii) Sports:

Sports grounds used for the purpose of amateur and any social activities, which are connected with such sport.

(iv) Conservation, environment and animal welfare:

Means properties that is registered in the name of an organisation or institution that is engaging in the conservation, rehabilitation or protection of the natural environment, including flora and fauna. Rateable property registered in the name of an institution or organisation, which has as its exclusive objective the protection of tame or wild animals or birds.

(v) Education and development:

Rateable property registered in the name of an educational institution established, declared or registered by or under any law.

(vi) Health care:

Rateable property registered in the name of an institution or organisation which has as its exclusive objective is health care or counselling of terminally ill persons or persons with a severe physical or mental disability and persons affected with HIV/AIDS.

(c) Agricultural (Experimental Farms):

Rateable property, registered in the name of an agricultural society affiliated to or recognised by the South African Agricultural Union, which is used for the purposes of such a society.

(d) Municipal property and usage:

A pro-rata rebate will be granted where the municipality is engaged in land sales transactions which have taken place after the financial year has started. Where the municipality register a road reserve or servitude on a privately owned property a pro-rata rebate equal to the value of the reserve or servitude will be given to the owner of the property.

(e) Municipal interim valuation:

When a municipal interim valuation is effected during a financial year a pro-rata rebate will be given from the beginning of the financial year until the interim valuation became effective as per Section 78 (2)b of the Act.

(f) Rateable property registered in the name of the Council, if such property is used in supplying electricity, water, or sewerage services

(g) State hospitals, state clinics and institutions for mentally ill persons, which are not operated for gain;

(h) Rateable property registered in the name of an institution or organisation which, in the opinion of the Council, performs charitable work;

(i) Local, Social And Economic Developments

Bergrivier Municipality
Rates Policy – 29 May 2018

The municipality may grant rebates to organisations that promote local, social and economic development in its area of jurisdiction based on the criteria determined in its local, social and economic development policy.

The following criteria will apply:

- (a) job creation in the municipal area;
 - (b) social upliftment of the local community; and poverty alleviation to the indigents
 - (c) Improve local economic growth
 - (d) Promote service delivery
- (j) Agricultural properties will be granted rebates as determined by Council in its annual Budget.
- (k) An additional ~~10%~~ rebate calculated as follow could also be granted, **limited to 5 % for the 2018/19 financial year:**
- | | | |
|-------|----------------------------------------------------------------------------------------|-------|
| i. | 1 x Two bedroom houses on property | 1.00% |
| ii. | 2 x Two bedroom houses on property | 2.00% |
| iii. | 3 x Two bedroom houses on property | 4.00% |
| iv. | >3 x Two bedroom houses on property | 5.00% |
| v. | If electricity provided to worker's houses | 0.25% |
| vi. | If water is provided to worker's houses | 0.25% |
| vii. | If sewer is provided to worker's houses | 0.25% |
| viii. | If refuse is removed from worker's houses | 0.25% |
| ix. | If school on property or transport is provided to learners | 1.00% |
| x. | If sport facilities on property | 1.00% |
| xi. | If transport to nearest town is provided at no cost to workers at least once per month | 1.00% |
| xii. | If training is provided to workers | 1.00% |

The above additional 5% will only be granted to Bona Fide farmers with submission of the following documentation with their application:

- (i) Proof of VAT registration
- (ii) Existing account must not be in arrears with the Municipality.
- (iii) Copy of I.D. document of all workers residing on the farm

Where the farming operations are spread across different property even as registered at the Deeds office, the above rebate will be extended to all adjoining farms which are used as a combined farming operation. The additional rebate can only be granted on the value of property as it appears on the valuation roll. Properties of the same owner but valued separately cannot be added together for the calculation purposes.

- (l) Disaster relief can be sought in years when the Municipal area or Region is classified as a disaster area by Provincial or National Authorities.

Agricultural Properties qualifying for the rebate in terms of 12.2(k) may apply for an additional a disaster relief rebate of between 5 and 10% up to 10% limited to the amount budgeted annually by the municipality.

The application must be lodged together with the abovementioned rebate application on the prescribed form and must include proof of substantial loss of income because of the disaster. Evidence can include, but is not limited to:

- Audited Financial Statements or Management Accounts
- Produce delivery statements
- Letter from the Company's Banker stating the year-on-year loss of income

Applications will be considered by the Financial Services committee and recommend for approval to the Executive Mayoral Committee.

Applications for the rebate must be submitted before the 15 July of the financial year for which relief is sought. Late applications may be considered for a pro-rata approval based on date of receipt of application.

14. COSTS OF EXEMPTIONS, REBATES, REDUCTIONS, PHASING IN OF RATES

- (1) During the budget process the Chief Financial Officer must inform council of all the costs associated with the suggested exemptions, rebates, reductions, phasing in of rates.

- (2) Provisions must be made in the operating budget –
 - (a) for the full potential income associated with property rates; and
 - (b) for the full costs associated with exemptions, rebates, reductions, phasing in of rates.
 - (c) A list of all exemptions, rebates, reductions, exclusions, phasing in etc. must be tabled before council.

15. ADDITIONAL RATING AREA

The municipality may by council resolution determine an area within its boundaries as a special rating area for the purpose of raising funds for improving or upgrading that area; and differentiate between categories of property when levying an additional rate

Before determining a special rating area the municipality must consult the local community on the proposed boundaries of the area, the proposed improvement or upgrading of the area and obtain the consent of the majority of the ratepayers in that proposed special rating area.

The municipality must determine the boundaries and indicate how the area is to be improved or upgraded by the funds derived from the additional rate. Establish a separate accounting and record-keeping system regarding the revenue generated by the special rate and the improvement or upgrading of the area.

The municipality may establish a committee composed of persons representing the community to act as a consultative and advisory forum. Representatively, including gender must be taken into account when such a committee is established.

16. RATE INCREASES/DECREASES

- (2) The municipality may consider increasing/decreasing rates annually during the budget process.
- (2) Rate increases will be used to finance the increase in operating costs of rates funded services.
- (3) Rates adjustments may be made taking into account all or any of the following factors:
 - all salary and wage increases as agreed at the South African Local Government Bargaining Council;
 - inflation;
 - the cost of capital;
 - statutory increases affecting the Municipality; and
 - increases or decreases on operating subsidies received

17. NOTIFICATION OF RATES

- (1) The council will give notice of all rates approved at the annual budget meeting at least 30 days prior to the date that the rates become effective. Accounts delivered after the 30 days' notice will be based on the new rates.
- (2) A notice stating council's resolution, date on which the new rates shall become operational will be published in the media and the **Provincial Gazette** and displayed by the municipality at places installed for that purpose.

18. CORRECTION OF ERRORS AND OMISSIONS


Where the rates levied on a particular property have been incorrectly determined, whether by an error or omission on the part of the municipality, or false information provided by the property owner concerned, or a contravention of the permitted use to which the property concerned may be put, the rates payable shall be appropriately adjusted for the period extending from the date on which the error or omission is detected, back to the date on which rates were first levied in terms of the current valuation roll. In addition, where the error occurred because of false information provided by the property owner or because of a contravention of the permitted use of the property concerned, interest on the unpaid portion of the adjusted rates payable shall be levied at the maximum rate permitted by prevailing legislation.

19. SHORT TITLE

This policy is the **Rates Policy** of the **Bergrivier Local Municipality**.

BERGRIVIER

Munisipaliteit / Municipality



TARIEF BELEID

INHOUDSOPGAW E

BLADSY

1. ALGEMENE INLEIDING EN DOELWIT.....	1
2. ALGEMENE BEGINSELS.....	1
3. BEPALING VAN TARIEWE VIR GROOTMAATDIENSTE.....	3
4. ELEKTRISITEIT.....	4
5. WATER.....	5
6. VULLISVERWYDERING.....	6
7. RIOOL.....	6
8. ANDER TARIEWE.....	7
9. BESKIKBAARHEIDSFOOIE.....	9

Bergrivier Munisipaliteit
Tarief Beleid

1. ALGEMENE INLEIDING EN DOELWIT

- 1.1 Ingevolge die bepalings van artikel 74 van die Wet op Plaaslike Regering: Munisipale Stelselwet, Wet 32 van 2000, moet 'n tariefbeleid saamgestel, goedgekeur en geïmplementeer word en moet sodanige beleid onder andere voorsiening maak vir die heffing van fooie vir die lewering van munisipale dienste deur die munisipaliteit self of ooreenkomstig dienslewering-ooreenkomste. Alle munisipale dienste word tans gelewer deur die Munisipaliteit en is geen dienslewering ooreenkomste van toepassing nie.
- 1.2 Die tariefbeleid is saamgestel met inagneming, waar toepaslik, van die riglyne soos uiteengesit in artikel 74 van die Stelselwet.
- 1.3 Wanneer die Raad die jaarlikse tariewe vasstel, moet tariewe wat elders geld in die Weskus Distriksgebied in ag geneem word asook die impak wat die raad se eie tariewe kan hê op plaaslike ekonomiese ontwikkeling.

2. ALGEMENE BEGINSELS

- 2.1 Dienstetariewe wat neergelê word deur die munisipaliteit moet gesien word as verbruikersheffings en nie as belastings nie en dus kan die vermoë om te betaal vir die dienste van die betrokke verbruikers of gebruikers van dienste waarop die tariewe van toepassing is, nie as relevante kriteria oorweeg word nie (behalwe in die geval van noodlenigingsmaatreëls soos van tyd tot tyd goedgekeur deur die munisipaliteit).
- 2.2 Die munisipaliteit moet toesien dat tariewe eenvormig en regverdig deur die hele munisipale gebied toegepas word.
- 2.3 Tariewe vir die vier grootste dienste wat deur die munisipaliteit gelewer word, naamlik:
 - 2.3.1 elektrisiteit
 - 2.3.2 water
 - 2.3.3 riool (afvalwater)
 - 2.3.4 vullisverwydering (soliede afval)

moet sover moontlik uitgawes verhaal wat verband hou met die lewering van elke betrokke diens en die rekening bedryf soos handelsrekenings, behalwe in die geval van vullisverwydering. Die tarief wat deur 'n bepaalde verbruiker of verbruiker betaal word, moet direk verband hou met die diens gelewer en die hoeveelheid wat gebruik is.

(Let wel: Belastings word eksklusief aangespreek in 'n belastingbeleid en word gevolglik uitgesluit uit hierdie beleidsdokument)

- 2.4 Die munisipaliteit moet, sover as wat omstandighede dit toelaat, toesien dat tariewe gehef word met betrekking tot voorgaande dienste, binne 'n finansiële jaar 'n bedryf surplus van minimum 10% sal laat realiseer met die opstel en goedkeuring van die jaarlikse bedryfs begroting. Sodanige surplusse moet

Bergrivier Munisipaliteit
Tarief Beleid

aangewend word vir die verligting van eiendomsbelasting en die gedeeltelike finansiering van algemene dienste of vir die toekomstige kapitaal uitbreiding van die betrokke diens, of albei. (Hierdie bepaling is egter nie van toepassing op die vullisverwyderings diens nie).

- 2.5 Die Raad moet 'n noodlenigingshulpprogram vir die munisipale gebied ontwikkel, goedkeur en ten minste jaarliks hersien. Die program moet die munisipaliteit se invorderingsbeleid duidelik uiteensit ten opsigte van tariewe wat gehef is op geregistreerde hulpbehoewendes en die implikasie van so 'n beleid op ander verbruikers en verbruikers in die munisipale gebied. (Vir die doel het die Raad reeds 'n volledige goedgekeurde hulpverleningbeleid aan hulpbehoewende gesinne – 'indigent').
- 2.6 Die munisipaliteit kan, in lyn met die beginsels vervat in die Grondwet en ander wetgewing ten opsigte van plaaslike regering, onderskeid tref tussen die verskillende verbruikers- en verbruikerskategorieë met betrekking tot die tariewe wat gehef word. Sulke onderskeid moet nogtans te alle tye redelik wees en moet volledig uiteengesit word in elke jaarlikse begroting.
- 2.7 Die munisipaliteit se tariefbeleid moet deursigtig wees en die mate waartoe daar 'n kruissubsidie tussen die kategorieë verbruikers en verbruikers bestaan, moet duidelik wees vir alle verbruikers en verbruikers van die betrokke diens.
- 2.8 Die munisipaliteit moet verder toesien dat die tariewe maklik verstaanbaar is deur alle verbruikers en verbruikers wat deur die tariefbeleid geraak word.
- 2.9 Die munisipaliteit moet ook toesien dat dienste koste-effektief gelewer word ten einde die beste moontlike koste van dienslewering te verseker.
- 2.10 In die geval waar dienste direk gemeet kan word, naamlik elektrisiteit en water, moet die verbruik van hierdie dienste behoorlik gemeet word deur die munisipaliteit en meters moet op 'n maandelikse basis gelees word, soos omstandighede dit redelik toelaat, of waar nie van voorafbetaalde meters gebruik gemaak word nie. Die kostes wat ten opsigte van verbruikers gehef word, moet in verhouding wees met die hoeveelheid eenhede wat hulle verbruik.
- 2.11 Daarbenewens kan die munisipaliteit maandeliks beskikbaarheidsfooie of basiese fooie hef vir die betrokke dienste en kostes moet bepaal word vir elke tipe diens soos bepaal ingevolge die beleidsriglyne hieronder uiteengesit. Gewoonlik betaal verbruikers van water en elektrisiteit dus twee heffings: basiese vaste koste, wat nie verband hou met die volume van verbruik nie en wat gehef word ten opsigte van die beskikbaarheid van die betrokke diens; die ander hou direk verband met die verbruik van die betrokke diens.
- 2.12 Wanneer die koste van water, elektrisiteit en riooldienste oorweeg word, moet die munisipaliteit die kapitaalkoste in ag neem met betrekking tot die daarstelling en uitbreiding van sodanige dienste en van die gevolglike vaste koste in teenstelling met die wisselende koste om hierdie dienste te administreer. Die munisipaliteit moet dus onderneem om die bestuur en uitbreiding van dienste versigtig te beplan ten einde te verseker dat voldoende voorsiening gemaak is ten opsigte van sowel

Bergrivier Munisipaliteit
Tarief Beleid

die huidige asook toekomstige verbruik en dat hierdie vlakke, wat kan wissel, oor korter tydperke ook aangespreek word. Dit kan beteken dat die dienste teen minder as die volle kapasiteit oor verskillende tydperke gelewer word en moet voorsiening in die jaarlikse tariewe gemaak word vir die koste verbonde aan hierdie surplus kapasiteit.

- 2.13 Wanneer 'n tweeledige tariewestruktuur, naamlik die beskikbaarheid fooi (basiese fooi) gekoppel aan 'n heffing, asook op verbruike, goedgekeur word, is die munisipaliteit van mening dat voldoende voorsiening gemaak is in die behoeftes van beide toekomstige ontwikkeling en wisselende aanvraag siklusse asook ander afwykings.
- 2.14 Dit word ook aanvaar dat 'n gedeelte van die munisipaliteit se tariewe beleid vir elektriese dienste moet verseker dat sodanige verbruikers, wie hoofsaaklik verantwoordelik is vir spits tyd verbruik en gevolglik verwante gebruik heffings by Eskom tot gevolg het, die koste ten opsigte van hierdie heffings moet dra. Vir hierdie doeleindes moet die munisipaliteit meters installeer ten einde die maksimum aanvraag van sodanige verbruikers oor 'n bepaalde tydperk te monitor. Hierdie verbruikers betaal dus die betrokke aanvraag heffing sowel as 'n dienste- heffing wat direk verband hou met die werklike verbruik van elektrisiteit gedurende die bepaalde meter tydperk.
- 2.15 Die Raad kan ook as aansporingsmaatreëls om ontwikkeling te stimuleer en aan te moedig, tariewe en heffings vrystel, tydelik vrystel en/of rabatte instel. Die toekenning van aansporingsmaatreëls sal in elk geval op meriete, individueel beoordeel word en sal die toekenning daarvan gebaseer word op grond van swartbemaagtiging, werkskepping, ens.
- 2.16 Waar daar meer as een aansluiting vir 'n diens per erf is, sal elke aansluiting geag word as 'n aansluitingspunt en sal die basiese dienste op elke aansluiting van toepassing wees.

3. BEPALING VAN TARIEWE VIR GROOTMAATDIENSTE

- 3.1 Ten einde tariewe te bepaal wat gehêf moet word vir die verskaffing van die vier groot dienste, moet die munisipaliteit die lopende koste identifiseer, wat die volgende insluit:
 - 3.1.1 Koste van grootmaat aankope in die geval van water en elektrisiteit;
 - 3.1.2 Verspreidingskoste;
 - 3.1.3 Verspreiding verliese in die geval van elektrisiteit en water.
 - 3.1.4 Waardevermindering;
 - 3.1.5 Onderhoud van infrastruktuur en ander vaste bates;
 - 3.1.6 Administrasie en dienste koste, insluitend –

Bergrivier Munisipaliteit
Tarief Beleid

- 3.1.6.1 kostes gehef deur ander departemente;
 - 3.1.6.2 redelike algemene oorhoofse uitgawes, byvoorbeeld koste wat verband hou met die kantoor van die munisipale bestuurder.
- 3.2 Voldoende bydraes met betrekking tot slegte skuld.
- 3.3 Alle ander werk uitgawes wat verband hou met die betrokke diens, insluitend, in die geval van elektrisiteit, die koste om straatbeligting in die munisipale gebied te voorsien (let wel – die koste van die demokratiese proses binne die munisipaliteit, d.i. alle uitgawes wat verband hou met die politieke struktuur van die munisipaliteit, moet deel vorm van die uitgawes wat gefinansier word deur erfbelasting en algemene inkomstes, en mag nie ingesluit word in die koste van grootmaat dienste gelewer deur die munisipaliteit nie).
- 3.4 Die verwagte surplus wat vir die finansiële jaar gegeneer word, moet soos volg aangewend word:
- 3.4.1 toewysing aan kapitaal reserwes; en/of
 - 3.4.2 in die algemeen om belasting en algemene dienste te verlig.

4. ELEKTRISITEIT

- 4.1 Die toepaslike tariewe, soos goedgekeur deur die Raad, moet gehef word ten opsigte van die onderskeie kategorieë elektrisiteitsverbruikers, soos hieronder uiteengesit,
- 4.2 Tariefaanpassings sal in werking tree vanaf die eerste rekening wat gelewer word na 1 Julie van elke jaar.
- 4.3 Die verbruiks- en heffingskategorieë is soos volg:
- 4.3.1 Alle gemete elektrisiteitsverbruikers moet 'n rekening ontvang ten opsigte van elektrisiteitsverbruik, gehef teen die toepaslike kategorie waarin die betrokke verbruiker val.
 - 4.3.2 Die tarief vir huishoudelike elektrisiteitsverbruik mag nie 75% per kwh. van die tarief van toepassing op ander verbruikers oorskry nie. Alle ander verbruikers, insluitende besighede, nywerhede en institusionele verbruikers moet dieselfde tarief per kwh. betaal.
- 4.4 Ten einde elektrisiteit verbruik te bestuur, word bloktariewe in die vorm van glyskale gebruik.
- 4.5 Die munisipaliteit verskaf die eerste 50kwh elektrisiteit per maand gratis aan geregistreerde hulpbehoewendes deernisgevallen en huishoudelike enkelfase aansluitings, waar die aansluiting vrywilliglik tot 20 ampêre beperk word.

Bergrivier Munisipaliteit
Tarief Beleid

- 4.6 Alle ander huishoudelike elektrisiteitsverbruikers, met uitsluiting van gebruikers in 4.5 moet addisioneel aangeslaan word vir 'n basiese heffing per geïnstalleerde meter.
- 4.7 Alle handels-, nywerheids- en ander nie-huishoudelike eiendom met konvensionele meters moet addisioneel aangeslaan word met 'n maandelikse basiese heffing per meter en waar toepaslik, moet 'n aanvraagheffing wat verband hou met hulle onderskeie vlakke van verbruik, ingestel word.
- 4.7 Die munisipaliteit se departementele elektrisiteitsverbruik moet teen kosprys gehef word.

5 WATER

- 5.1 Die kategorieë van waterverbruik soos hieronder uiteengesit, moet gehef word teen die toepaslike tariewe soos goedgekeur deur die Raad tydens elke jaarlikse begroting.
- 5.2 Tarief aanpassings sal in werking tree vanaf die eerste rekening wat gelewer word na 1 Julie van elke jaar.
- 5.3 Die kategorieë van verbruik en heffings is soos volg:

5.3.1 Hulpbehoewende huishoudelike waterverbruikers wat vir een of meer dienste van die Raad aangesluit is, ontvang die eerste 6 (ses) kl water wat per maand gebruik word, gratis. Daarna sal 'n progressiewe tarief per kl geld soos vasgestel deur die Raad van tyd tot tyd en soos uiteengesit in **Paragraaf 5.3.3** van hierdie beleidⁱ.

5.3.2 Alle ander verbruikers sal aangeslaan word vir werklike waterverbruik teen 'n progressiewe tarief per kl soos vasgestel deur die Raad van tyd tot tyd. Die tarief vir verbruik moet gebaseer wees op 'n maandelikse verbruik van:

- tot en met 6 kl
- 7 kl tot 20 kl
- 21 kl tot 50 kl
- 51 kl tot 100 kl
- 101 kl tot 200 kl
- 201 kl tot 1 000 kl
- 1001 kl tot 1 500 kl
- 1 501 kl tot 2 000 kl
- en meer as 2000kl

5.3.3 Huishoudelike verbruikers sal aangeslaan word vir werklike waterverbruik teen 'n progressiewe tarief per kl soos vasgestel deur die Raad van tyd tot tyd. Die tarief vir huishoudelike verbruik moet gebaseer wees op 'n maandelikse verbruik van:

tot en met 6 kl

Bergrivier Munisipaliteit
Tarief Beleid

7 kl tot 13 kl
14 kl tot 20 kl
21 kl tot 35 kl
36 kl tot 50 kl
en meer as 50 kl

(Let wel): Bogenoemde gyskaal van tariewe kan tydens noodmaatreëls as gevolg van waterskaarste aangepas word met 'straf' tariewe as water beperkende maatreëls en as 'n instrument om waterbesparings af te dwing.

- 5.4 Die tarief van toepassing op huishoudelike waterverbruik mag nie die toepaslike tarief ten opsigte van ander verbruikers met 75% oorskry nie. ~~Alle ander verbruikers, met die uitsondering van die deur die raad bepaal, insluitende besighede, nywerhede en institusionele verbruikers, moet dieselfde enkele tarief per kl betaal, ongeag die volume water wat verbruik is.~~
- 5.5 'n Basiese heffing per watermeter kan deur die Raad van tyd tot tyd vasgestel word en sal geld ten opsigte van alle waterverbruikers, ~~behalwe vir verbruikers met voorafbetaalde meters.~~
- 5.6 Die munisipaliteit se departementele waterverbruik sal teen kosprys aangeslaan word.

6 VULLISVERWYDERING

- 6.1 Die kategorieë vullisverwyderingverbruikers soos hieronder uiteengesit, moet aangeslaan word teen die toepaslike tariewe, soos goedgekeur deur die Raad tydens elke jaarlikse begroting.
- 6.2 Tariefaanpassings sal in werking tree vanaf die eerste rekening wat gelewer word na 1 Julie van elke jaar.
- 6.3 'n Aparte vaste maandelikse vullisverwyderingheffing is op elk van die volgende kategorieë verbruikers van toepassing, gebaseer op die koste van die betrokke diens:
- 6.3.1 Huishoudelike en ander verbruikers (verwydering een keer per week)
 - 6.3.2 Besighede en ander verbruikers (verwydering twee keer per week)
 - 6.3.3 Groter besighede en ander verbruikers (verwydering drie keer per week)
 - 6.3.4 Besighede en ander (grootmaatverbruikers)
- 6.4 Geregistreerde hulpbehoewendes kan korting kry op hierdie heffing soos deur die Raad bekostigbaar geag tydens die goedkeuring van elke jaarlikse begroting, maar met die verstandhouding dat sodanige korting nie meer as 100% van die maandelikse rekening ten opsigte van die vullisverwydering heffing beloop nie.

Bergrivier Munisipaliteit
Tarief Beleid

- 6.5 'n Vaste maandelikse heffing, wat nie die huishoudelike heffing mag oorskry nie, is betaalbaar deur die munisipaliteit se departemente.

7 RIOOL

- 7.1 Die kategorieë van rioolverbruikers soos hieronder uiteengesit moet maandeliks aangeslaan word teen die toepaslike tarief soos goedgekeur deur die Raad tydens elke jaarlikse begroting.

- 7.2 Tariefaanpassings sal in werking tree vanaf die eerste rekening wat gelewer word na 1 Julie van elke jaar.

- 7.3 Die kategorieë vir gebruik en heffings is soos volg:

7.3.1 'n Vaste maandelikse fooi gebaseer op die koste van die diens moet gehef word ten opsigte van alle huishoudelike wooneenhede insluitende woonstelle, deeltitel- en tyddeeleenhede.

7.3.2 Geregistreerde hulpbehoewendes kan korting ontvang mits die Raad dit as bekostigbaar ag tydens die goedkeuring van elke jaarlikse begroting, maar met die verstandhouding dat hierdie korting nie meer as 100% van die maandelikse rekening vir hierdie diens sal beloop.

7.3.3 'n Vaste maandelikse fooi, gebaseer op die koste vir die diens moet gehef word ten opsigte van alle besighede, nywerhede en institusionele verbruikers.

7.3.4 'n Vaste maandelikse fooi gelykstaande aan die laagste (huishoudelike) tarief, moet gehef word ten opsigte van die munisipaliteit se departemente.

7.3.5 'n Afvalwaterfooi is voorts betaalbaar deur fabriek en ander nywerhede waar afvalwater, wat afkomstig is vanaf hierdie verbruikers, spesiale suiwerings- maatreëls deur die munisipaliteit vereis. Sodanige fooie moet gebaseer wees op die toksiese inhoud van die betrokke afvalwater en die koste vir die suiwing.

8 ANDER TARIIEWE

- 8.1 Ander tariewe, naamlik alle tariewe uitgesonderd water, elektrisiteit, riool en vullisverwydering.

- 8.2. Alle ander tariewe moet gestandaardiseer wees binne die munisipale gebied

- 8.3 Alle ander tariewe moet deur die Raad goedgekeur word tydens elke jaarlikse begroting en moet, waar raadsaam geag deur die Raad, deur erfbelasting en algemene inkomste gesubsidieer word, veral wanneer die tariewe onekonomies blyk te wees wanneer die betrokke diens se koste gedek moet word, of wanneer die koste nie akkuraat bepaal kan word nie, of wanneer die tarief daarop gemik is slegs om die betrokke diens of gerief te reguleer eerder as te finansier.

Bergrivier Munisipaliteit
Tarief Beleid

- 8.4 Alle ander tariewe waaroor die munisipaliteit volle beheer het en wat nie direk verband hou met die koste van 'n betrokke diens nie, moet jaarliks aangepas word om ten minste in lyn te wees met die heersende verbruikersprysindeks, mits daar goeie redes is hoekom 'n aanpassing nie gedoen gaan word nie.
- 8.5 Die volgende dienste behoort as gesubsidieerde dienste geag word en die tariewe gehef behoort sover moontlik die jaarlikse werklike uitgawes waarvoor begroot is te dek vir die betrokke diens:
- 8.5.1 begrafnisse en begraafplase
 - 8.5.2 huur vir die gebruik van munisipale sportfasiliteite
 - 8.5.3 munisipale swembad
 - 8.5.4 munisipale museums
 - 8.5.5 verwydering van tuin-en besigheidsafval na die munisipale stortingsterrein
 - 8.5.6 ander diverse tariewe bv. verhuur van toerusting, bouplangelde, grondgebruik beplanning, ens.
- 8.6 Die volgende dienste moet as gemeenskapsdienste beskou word en geen tariewe mag gehef word vir die gebruik daarvan nie:
- 8.6.1 munisipale biblioteek (behalwe vir boetes)
 - 8.6.2 munisipale tuine en alle ander parke en openbare oop ruimtes
- 8.7 Die volgende dienste behoort as ekonomiese dienste beskou word en die tariewe gehef behoort 100%, of so na as moontlik aan 100%, die begrote jaarlikse werklike uitgawes van die betrokke diens dek.
- 8.7.1 onderhoud van grafte en gedenk tuin
 - 8.7.2 huishuur
 - 8.7.3 huur vir die gebruik van munisipale sale en ander persele (onderworpe aan die voorwaardes soos hieronder uiteengesit)
 - 8.7.4 bouplanfooie
 - 8.7.5 verkoop van plastiek vullissakke
 - 8.7.6 verkoop van vullisdromme
 - 8.7.7 skoonmaak van persele
 - 8.7.8 elektrisiteit, water, riool, nuwe aansluitingsfooie
 - 8.7.9 verkoop van plante
 - 8.7.10 fotostatiese afdrukke en fooie
 - 8.7.11 uitklaringsertifikaat en ander sertifikate (bv. sonering)
 - 8.7.12 aansoekfooie vir grondgebruik
 - 8.7.13 dorpskaarte en soneringsplanne

Bergrivier Munisipaliteit
Tarief Beleid


- 8.8 Die volgende heffings en tariewe moet as 'n regulerende of strafmaatreël oorweeg word en moet toepaslik oorweeg word tydens elke jaarlikse begroting.
- 8.8.1 boetes vir verlore of laat biblioteekboeke
 - 8.8.2 skutfooie
 - 8.8.3 elektrisiteit, water, afsluitings- en aansluitingsfooie
 - 8.8.4 boetes en ander heffings neergelê ingevolge die goedgekeurde beleid ten opsigte van kredietbeheer en skuldinvordering
 - 8.8.5 boetes vir die indiening van afgekeurde, verouderde, vooruitgedateerde of andersins onaanvaarbare tjeks.
- 8.9 Markverwante huur moet gehef word ten opsigte van die verhuring van elke munisipale eiendom, insluitende karavaanparke en strandoorde.
- 8.10 Indien die munisipale bestuurder tevrede is dat sale en persele benodig word vir nie-winsgewende instansies en vir die lewering van 'n diens aan die gemeenskap, kan die munisipale bestuurder tot 100% afslag toestaan ten opsigte van die betrokke huur.
- 8.11 Die munisipale bestuurder moet bepaal of enige vrywaring of waarborge gegee moet word ten opsigte van die huur van munisipale sale, persele en sportgronde en moet in ag neem watter skade die munisipaliteit kan ly as gevolg van die gebruik van die betrokke fasiliteite.

9 BESKIKBAARHEIDSFOOIE

- 9.1 Beskikbaarheid fooie, soos jaarliks in sy begroting deur die raad bepaal, ten opsigte van Water, Elektrisiteit, Riool en Vullisverwydering is betaalbaar deur alle eienaars van onbeboude eiendomme waar geeneen van die dienste aangesluit is nie maar redelikerwys aangesluit kan word. Indien een of meer van hierdie dienste aangesluit word, sal die basiese fooie t.o.v. al die dienste wat redelikerwys aangesluit kan word, geld soos bepaal in die gedeelte van hierdie beleidsdokument wat daarmee handel. Elke eiendom per aansluitingspunt word geag 'n wooneenheid te wees.
- 9.2 Dat leë erwe met 'n markwaarde, soos van tyd tot tyd deur die Raad bepaal, kwytgeskeld word van beskikbaarheidsgelde vir 'n tydperk van een jaar na oordrag van die eiendom om sodoende sodanige eienaar die geleentheid te bied om finansiële hulp te bekom vir die aanbring van verbeterings op die erf.

BERGRIVIER MUNICIPALITY

VIREMENT POLICY



VIREMENT POLICY

1 INTRODUCTION

- 1.1 Webster's New Millennium Dictionary of English defines "Virement" as "a regulated transfer or reallocation of money from one account to another, especially public funds."
- 1.2 A virement represents a flexible mechanism to effect budgetary amendments within a municipal financial year.
- 1.3 Changing circumstances and priorities during a financial period may give rise to a need to virement (transfer) funds within or between approved Votes, as defined in the Municipal Finance Management Act 56 of 2003(MFMA). The treatment of such instances may, however, be dependent on whether an adjustment budget is required or not.

2 PURPOSE

- 2.1 The Chief Financial Officer has a statutory duty to ensure that adequate policies and procedures are in place to ensure an effective system of financial control. A municipality's virement policy and its underlying administrative process within the system of delegations is one of these controls.
- 2.2 Section 81(1)(d) of the MFMA states inter alia that "The chief financial officer of a municipality...must advise senior managers and other senior officials in the exercise of powers and duties assigned to them in terms of section 78 or delegated to them in terms of section 79;..."
- 2.3 It is the responsibility of each Director to which funds are allocated, to plan and conduct assigned operations so as not to expend more funds than budgeted and to ensure that funds are utilized effectively and efficiently.
- 2.4 Section 78(1)(b) of the MFMA states inter alia that:

"Each senior manager of a municipality and each official of a municipality exercising financial management responsibilities must take all reasonable steps within their respective areas of responsibility to ensure...that the financial and other resources of the municipality are utilized effectively, efficiently, economically and transparently..."
- 2.5 This policy aims to provide guidelines to senior management in the use of virements as a mechanism in their day to day management of their budgets.

In addition it specifically aims to empower senior managers with an efficient financial– and budgetary system to ensure optimum service delivery within the current legislative framework of the MFMA and the municipality’s system of delegations.

3 DEFINITIONS

3.1 **Accounting Officer (MFMA)**

(a) in relation to a municipal official referred to in Section 60 of the MFMA

3.2 **Approved budget (MFMA)**

(a) means an annual budget approved by a municipal council, or

(b) approved by a provincial or the national executive following an

intervention in terms of section 139 of the Constitution, and includes

such an annual budget as revised by an adjustments budget in terms

of section 28

3.3 **Chief Financial Officer (MFMA)**

“a person designated in terms of section 80(2)(a)”

3.4 **Cost Centre**

A Cost Centre is a logical point at which cost (expenditure) is managed by a responsible cost centre owner. A cost centre is identified by the second 3 digits of the ledger account number.

3.5 **Cost Item**

Cost items distinguish between different cost sections or categories of expenditure. These are identified by the next 4 digits of the ledger account number.

3.6 **Director**

Section 56 of the System Act states inter alia that:

”Appointment of managers directly accountable to municipal managers (a) a municipal council, after consultation with the municipal manager, appoints a manager directly accountable to the municipal manager...”

3.7 **Financial Year**

The 12 month period between 1 July and 30 June of the following year.

3.8 **Vote (MFMA)**

3.8.1 “(a) one of the main segments into which a budget of a municipality is divided for the appropriation of money for the different departments or functional areas of the municipality, and

(b) which specifies the total amount that is appropriated for the purposes of the department or functional area concerned.”

3.8.2 In the case of the Bergvriër Municipality the definition of Vote is set at Directorate level, with the exception being tariff funded services as a result of their closed account nature e.g. Electricity (*Cost Centre 621&622*), Water (*Cost Centre 511*), Waste Management (*Cost Centre 171*) and Waste Water Management (*Cost Centre 291*). In these cases “vote” is set at cost centre level.

3.9 **Virement**

The process of transferring an approved budgetary provision from one operating cost centre or capital project to another within a vote during a municipal financial year and which results from changed circumstances from that which prevailed at the time of the budget adoption.

4 **MFMA REGULATIONS ON BUDGET VERSUS EXPENDITURE**

4.1 The MFMA regulates as follows regarding the incurring of expenditure against budgetary provisions.

4.1.1 Section 15

Appropriation of funds for expenditure “A municipality may, except where otherwise provided in this Act, incur expenditure only

(a) in terms of an approved budget, and

(b) within the limits of the amounts appropriated for the different votes in an approved budget.”

4.1.2 Unauthorized Expenditure (MFMA Definition)

“in relation to a municipality, means any expenditure incurred by a Municipality otherwise than in accordance with section 15 of 11(3), and includes

- (a) Overspending of the total amount appropriated in the municipality’s approved budget
- (b) Overspending of the total amount appropriated for a vote in the approved Budget
- (c) Expenditure from a vote unrelated to the department or functional area covered by the vote
- (d) Expenditure of money appropriated for a specific purpose, otherwise than for that specific purpose
- (e) Spending of an allocation referred to in paragraph(b), (c) or (d) of the definition of “allocation” otherwise than in accordance with any conditions of the allocation, or
- (f) A grant by the municipality otherwise than in accordance with this Act”

4.1.3 Overspending (MFMA Definition)

“in relation to the budget of a municipality means

- (a) causing the operational or capital expenditure incurred by the municipality during a financial year to exceed the total amount appropriated in that year’s budget for its operational or capital expenditure, as the case may be;
- (b) in relation to a vote, means causing expenditure under the vote to exceed the amount appropriated for that vote; or
- (c) in relation to expenditure under section 26, means causing expenditure under that section to exceed the limits allowed in subsection (5) of that section;”

4.1.4 Section 71(1)(g)(iii) states inter alia

“(1) The accounting officer of a municipality must by no later than 10 working days after the end of each month submit to the mayor of the municipality and the relevant provincial treasury a statement in the prescribed format on the state of the

municipality's budget reflecting the following particulars for that month and for the financial year up to the end of that month:...(g) when necessary, an explanation of...(iii) any remedial or corrective steps taken or to be taken to ensure that projected revenue and expenditure remain within the municipality's approved budget....”

5 VIREMENT REQUIREMENTS

- 5.1 The virement process represents the major mechanism to align and take corrective (financial/budgetary) action within a vote (Directorate) during a financial year.
- 5.2 In order for a vote (Directorate) to transfer funds from one cost centre or capital project to another cost centre or capital project, a saving has to be identified within the monetary limitations of the approved “giving” cost centre or capital project allocations on the respective budgets.
- 5.3 Sufficient, (no committed) budgetary provision should be available within the “giving” vote’s cost centre or project concerned to give effect to the budgetary transfer (virement). In addition, the transferring function must clearly indicate to which cost centre or capital project the budget provision will be transferred to and provide a clear motivation for the transfer.
- 5.4 Any budgetary amendment of which the net impact will be a change to the total approved annual budget allocation and any other amendments not covered in this policy are to be considered for budgetary adoption via an adjustments budget (per MFMA Section 28)
- 5.5 In terms of Section 17 of the MFMA a municipality’s budget is divided into an operating and capital budget and consequently no virements are permitted between Operating and Capital Budgets.
- 5.6 Virements are not permissible between votes.
- 5.7 Virements between Trading and Rate funded functions are not allowed, due to the differing impacts on respective tariffs or Rates borne services’ budgets, unless adopted via adjustment budgets (per MFMA Section 28)

6 OPERATING BUDGET VIREMENTS

- 6.1 Virements are not allowed to utilize special purpose budgetary allocations, adopted by Council as such and to which specific Council recommendations apply.


- 6.2 Sound motivations should be provided for all virements, as provided for on pro forma virement application documentation.
- 6.3 Specific virement limitations:
 - 6.3.1 No virements are permitted between cost item of employee related costs (100) and other cost items within a cost centre or vote without the written consent of both the municipal manager and the CFO.
 - 6.3.2 No virements are permitted to and from Grants and Subsidies Paid, except if supported by Council decision for such transfer and as per the approved Grants-in-Aid Policy.

7 CAPITAL BUDGET VIREMENT

- 7.1 Specific virement limitations
 - 7.1.1 Sound motivations should be provided for all virements, as provided for on pro forma virement documentation.
 - 7.1.2 No virements are permitted to and from assets financed from different financial sources within a vote.
 - 7.1.3 Virements are only allowed between asset classes within a vote at the discretion of the relevant Director and the Municipal Manager.

BERGRIVIER MUNISIPALITEIT

PROPERTY RATES BY-LAW



1. PREAMBLE

- (1) Section 229(1) of the Constitution authorises a municipality to impose rates on property and surcharges on fees for services provided by or on behalf of the Municipality.
- (2) In terms of section 3 of the Property Rates Act, a municipal council must adopt a policy consistent with the Property Rates Act on the levying of rates on rateable property in the municipality.
- (3) In terms of section 6 (1) of the Property Rates Act, a municipality must adopt by-laws to give effect to the implementation of its rates policy.
- (4) In terms of section 6 (2) of the Property Rates Act, by-laws adopted in terms of section 6(2) may differentiate between different categories of properties; and different categories of owners of properties liable for the payment of rates.

2. INTERPRETATION

In this by-law, the English text prevails in the event of any conflict with the Afrikaans texts, and, unless the context otherwise indicates-

“**Municipality**” means Bergrivier Municipality;

“**Bergrivier Rates Policy**” means a rates policy adopted by the Bergrivier Municipality in terms of this by-law;

“**Constitution**” means the Constitution of the Republic of South Africa;

“**Credit Control and Debt Collection By-Law and Policy**” means Bergrivier Municipality’s Credit Control and Debt Collection By-Law and Policy as required by section 96(b), 97 and 98 of the Systems Act;

“**Property Rates Act**” means the Local Government: Municipal Property Rates Act, 6 of 2004;

“**rate**” or “**rates**” means a municipal rate on property as envisaged in section 229 of the Constitution.

3. ADOPTION AND IMPLEMENTATION OF RATES POLICY

- (1) The Municipality shall adopt and implement a rates policy consistent with the Property Rates Act on the levying of rates on rateable property in the municipality.
- (2) The municipality shall not be entitled to levy rates other than in terms of a valid rates policy.

4. CONTENTS OF RATES POLICY

The Municipality’s rates policy shall, *inter alia*:

- (1) Apply to all rates levied by the municipality pursuant to the adoption of the municipality’s annual budget;
- (2) Comply with the requirements for:

- (a) The adoption and contents of a rates policy specified in terms of section 3 of the Property Rates Act;
 - (b) The process of community participation specified in section 4 of the Property Rates Act;
 - (c) The annual review of a rates policy specified in terms of section 5 of the Property Rates Act;
- (3) Specify any further principles, criteria and implementation measures consistent with the Property Rates Act for the levying of rates which the Municipality may wish to adopt;
- (4) Include such further enforcement mechanisms, if any, as the municipality may wish to impose in addition to those contained in the Credit Control and Debt Collection By-Laws and Policy.

5. ENFORCEMENT OF RATES POLICY

The Municipality's rates policy shall be enforced through the Credit Control and Debt Collection By-Law and Policy and any further enforcement mechanisms stipulated in the Municipality's rates policy.


6. OPERATIVE DATE

This By-Law shall take effect on 1 July 2012

BERGRIVIER MUNICIPALITY

SUPPLY CHAIN MANAGEMENT

POLICY



REVISED

SUPPLY CHAIN MANAGEMENT

POLICY- DRAFT MARCH 2018

LOCAL GOVERNMENT: MUNICIPAL FINANCE MANAGEMENT ACT, 2003

Date of adoption:

Council resolves in terms of section 111 of the Local Government Municipal Finance Management Act (No. 56 of 2003), to adopt the under-mentioned revised policy as the Supply Chain Management Policy of the municipality.

TABLE OF CONTENTS		PAGE
1.	Definitions	5
<u>CHAPTER 1</u> <u>IMPLEMENTATION OF SUPPLY CHAIN MANAGEMENT POLICY</u>		
2.	Supply chain management policy	10
3.	Amendment of supply chain management policy	11
4.	Delegation of supply chain management powers and duties	11
5.	Sub-delegations	12
6.	Oversight role of council	13
7.	Supply chain management unit	13
8.	Training of supply chain management officials	14
<u>CHAPTER 2</u> <u>SUPPLY CHAIN MANAGEMENT SYSTEM</u>		
9.	Format of supply chain management system	14
Part 1: Demand management		
10.	System of demand management	14
Part 2: Acquisition management		
11.	System of acquisition management	16
12.	Range of procurement processes	16
12.A	Special categories of bidders and suppliers	17
12.A.1	Exempted micro-enterprises	17
12.A.2	Qualifying small enterprises	17
12.A.3	Start-up enterprises	18
13.	General preconditions for consideration of written quotations or bids	18
14.	Lists of accredited prospective providers	19

	PAGE
15. Petty cash purchases	20
16. Written or verbal price quotations	20
17. Formal written price quotations	20
18. Procedures for procuring goods or services through written or verbal quotations and formal written price quotations	21
19. Competitive bidding process	22
20. Process for competitive bidding	22
21. Bid documentation for competitive bids	23
22. Public invitation for competitive bids	24
23. Procedure for handling, opening and recording of bids	25
24. Negotiations with preferred bidders	25
25. Two-stage bidding process	25
26. Committee system for competitive bids	26
27. Bid specification committees	26
27.A Bid Specifications or Terms of reference	27
27.A.1 General requirements	27
27.A.2 Functionality	27
27.A.3 80/20 Preference Points System	27
27.A.4 90/10 Preference Points System	29
27.A.5 Local production	32
27.A.6 B-BBEE status level certificates and scorecards	33
27.A.7 Additional Conditions	34
27.A.7.1 Sub-contracting as a condition of tender	34
27.A.7.2 Sub-contracting after award of tender	35
27.A.7.2 Specific goals	35
27.A.8 Miscellaneous Special Conditions of Contract	36
27.A.8.1 General	36
27.A.8.2 Cancelling a tender	36
27.A.8.3 Declarations	36
27.A.8.4 Remedies	37
27.A.9 Pre-qualification criteria for preferential procurement	38
27.B Procurement from tertiary institutions	38
27.C Re-invitation of tenders	39
28. Bid evaluation committees	39
29. Bid adjudication committees	42
30. Procurement of banking services	43

	PAGE
31. Procurement of IT related goods or services	44
32. Procurement of goods and services under contracts secured by other organs of state	44
33. Procurement of goods necessitating special safety arrangements	44
34. Proudly SA Campaign	45
35. Appointment of consultants	45
36. Deviation from, and ratification of minor breaches of, procurement processes	45
37. Unsolicited bids	46
38. Combating of abuse of supply chain management system	47
Part 3: Logistics, Disposal, Risk and Performance Management	
39. Logistics management	48
40. Disposal management	49
41. Risk management	50
42. Performance management	50
Part 4: Other matters	
43. Prohibition on awards to persons whose tax matters are not in order	51
44. Prohibition on awards to persons in the service of the state	51
45. Awards to close family members of persons in the service of the state	51
46. Ethical standards	51
47. Inducements, rewards, gifts and favours	52
48. Sponsorships	52
49. Objections and complaints	52
50. Resolution of disputes, objections, complaints and queries	52
51. Contracts providing for compensation based on turnover	53
51.A Contract management – issue of variation orders	53
51.B Application of policy to municipal entities	54
51.C Fronting	54
52. Commencement	55
Annexures:	
A. Code of Conduct for Supply Chain Management Practitioners and other role players.	56
B. Schedule to Small Businesses Act No. 102 of 1996	59

1. Definitions

In this policy and any bid documentation or directive issued in terms thereof, the singular includes the plural and vice versa, any one gender includes both genders and, unless the context otherwise indicates, a word or expression to which a meaning has been assigned in the Municipal Finance Management Act has the same meaning as in this Act, and -

“Accounting Officer” means the manager of the municipal administration and accounting officer of the municipality appointed by the council in terms of section 54A of the Local Government: Municipal Systems Act No. 32 of 2000 as amended in Act No. 7 of 2011 and includes any employee of the municipality who acts in his stead and, in the event of the municipality being subject to an intervention in terms of section 139 of the Constitution or any other applicable law, includes the “Administrator” appointed as a consequence of such intervention or in terms of the conditions pertaining thereto;

"All applicable taxes" includes value-added tax, pay as you earn, income tax, skills development levies and unemployment insurance fund contributions;

"B-BBEE" means broad-based black economic empowerment as defined in section 1 of the Broad-Based Black Economic Empowerment Act;

"B-BBEE status level of contributor" means the B-BBEE status received by a measured entity based on its overall performance using the relevant scorecard contained in the Codes of Good Practice on Black Economic Empowerment;

Bid Committees” means the committees established in terms of this policy to prepare bid specifications, bid documentation, evaluate responsive bids and, where so authorized, to adjudicate responsive bids and any reference in section 117 of the Municipal Finance Management Act to municipal tender committees shall be construed as a reference to the aforesaid committees;

“Bid documentation” means all documentation relating to or necessary in order to complete a procurement or disposal including but not limited to such specification, bidding, certification and contractual documentation as may be prescribed by National Treasury or the Construction Industry Development Board, as the case may be, for municipal supply chain management purposes and the implementation of this policy;

“Bidder” means any person who submits a bid or quotation to the municipality in response to an invitation to bid or quote and includes a **“tenderer”**;

“Bid rigging” means a prohibited collusive bidding practice in terms of which bidders that would normally be expected to compete in a procurement process either singularly or by association with other persons or firms in a horizontal relationship, secretly conspire to raise prices or lower the quality of goods and/or services or agree not to compete against each other in such process;

"Black designated groups" has the meaning assigned to it in the codes of good practice issued in terms of section 9(1) of the Broad-Based Black Economic Empowerment Act;

"Black people" is a generic term which means Africans, Coloureds and Indians;

"Broad-Based Black Economic Empowerment Act” means the Broad-Based Black Economic Empowerment Act No. 53 of 2003;

“Chief Financial Officer” means the official of the municipality designated as such in terms of section 80(2)(a) of the Municipal Finance Management Act;

“CIDB” means the Construction Industry Development Board

“CIDB regulations” means any regulations issued in terms of the Construction Industry Development Board Act No. 38 of 2000;

“Codes of Good Practice” means the Codes of Good Practice on Black Economic Empowerment issued in terms of section 9 (1) of the Broad-Based Black Economic Empowerment Act and contained in General Notice 12 of 9 February 2007;

“Comparative price” means the price after the factors of a non-firm price and all unconditional discounts that can be utilized, have been taken into consideration;

“Competitive bidding process” means a transparent procurement method in which bids from competing contractors, suppliers or vendors are invited by openly advertising the scope, specifications, terms and conditions of the proposed contract as well as the criteria by which responsive bids received will be evaluated;

“Competitive bid” means a bid in terms of a competitive bidding process;

“Consortium or joint venture” means an association of persons for the purpose of combining their expertise, property, capital, efforts, skill and knowledge in an activity for the execution of a contract;

“Construction works” means the provision of a combination of goods and services arranged for the development, extension, installation, repair, maintenance, renewal, removal, renovation, alteration, dismantling or demolition of a fixed asset including building and engineering infrastructure;

“Contractor” means a person or body of persons who undertakes to execute and complete construction works for or on behalf of the municipality;

“Contract” means the agreement that results from the acceptance of a tender by the municipality in accordance with this policy;

“Council” means the council of Bergrivier Municipality;

“Day” unless expressly otherwise provided in this policy, means a calendar day, provided that when any particular number of days is prescribed for the doing of any act, or for any other purpose, the same shall be reckoned exclusively of the first and inclusively of the last day, unless the last day happens to fall on a Sunday or on any public holiday, in which case the time shall be reckoned exclusively of the first day and exclusively also of every such Sunday or public holiday;

“Delegating authority” means the council, a duly authorized political structure or office bearer thereof, the Accounting Officer or other employee to whom original powers are assigned in terms of legislation and, in relation to a sub-delegation of a power, that delegated body;

“Delegation” means the issuing of a written authorization by a delegating authority to a delegated body to act in his stead and, in relation to a duty, includes an instruction or request to perform or to assist in performing the duty and **“delegate”** and **“sub-delegate”** has a corresponding meaning;

“Delegated body” in relation to the delegation of a power means the person to whom a power has been delegated by the delegating authority in writing;

“Designated group” means-

- (a) Black designated groups;
- (b) Black people;
- (c) Women;
- (d) People with disabilities; or
- (e) Small enterprises, as defined in section 1 of the National Small Enterprise Act, 1996 (Act No. 102 of 1996)

“Designated Official” means the official of the municipality to whom the accounting officer or the chief financial officer, as the case may be, have, in accordance with sections 79 and 82 of the Municipal Finance Management Act No. 56 of 2003 delegated powers, functions and duties in connection with the application and implementation of this policy; provided that a sub-delegation by the chief financial officer to an official that has not been allocated to him by the accounting officer or to a person contracted by the municipality for the work of its budget and treasury office may only be so authorized with the concurrence of the accounting officer and provided further that the said chief financial officer is satisfied that effective systems and procedures are in place to ensure control and accountability by the person concerned;

"Designated sector" means a sector, sub-sector or industry that has been designated by the Department of Trade and Industry in line with national development and industrial policies for local production, where only locally produced services, works or goods or locally manufactured goods meet the stipulated minimum threshold for local production and content;

“Disposal” means a process of preparing, negotiating and concluding a written contract relating to the alienation of a capital asset whether movable or immovable owned by or under the control of the municipality or rights in respect thereof, by means of a sale, lease, donation or cession and **“dispose of”** has a similar meaning;

“Final award” in relation to bids or quotations submitted for a contract, means the final decision on which a bid or quote was accepted;

"Firm price" means the price that is only subject to adjustments in accordance with the actual increase or decrease resulting from the change, imposition, or abolition of customs or excise duty and any other duty, levy or tax which, in terms of any applicable law or regulation, is binding on the contractor and demonstrably has an influence on the price of any supplies or the rendering costs of any service, for the execution of a contract;

“Formal written price quotations” means quotations referred to in paragraph 12 (1) (d) of this policy;

“Functionality” means the measurement according to predetermined norms, as set out in the tender specification, of a service or commodity that is designed to be practical and useful, working or operating, taking into account, among other factors, the quality, reliability, viability and durability of a service and the technical capacity and ability of a tenderer;

“Fronting” means a deliberate circumvention or attempted circumvention of the "Broad-Based Black Economic Empowerment Act and the Codes of Good Practice;

“Head of Department” means a senior manager as defined in the Municipal Finance Management Act and who is responsible for a vote as assigned by the accounting officer;

"Imported content" means that portion of the tender price represented by the cost of components, parts or materials which have been or are still to be imported (whether by the supplier or its sub-contractors) and which costs are inclusive of the costs abroad, plus freight and other direct importation costs, such as landing costs, dock dues, import duty, sales duty or other similar tax or duty at the South African port of entry;

“In the service of the state” means to be -

- (a) A member of -
 - (i) any municipal council;
 - (ii) any provincial legislature; or
 - (iii) the National Assembly or the National Council of Provinces;
- (b) A member of the board of directors of any municipal entity;
- (c) An official of any municipality or municipal entity;
- (d) An employee of any national or provincial department, national or provincial public entity or constitutional institution within the meaning of the Act and the Public Finance Management Act, 1999 (Act No. 1 of 1999);
- (e) An executive member of the accounting authority of any national or provincial public entity; or
- (f) An employee of Parliament or a provincial legislature;

“Line manager” means a manager reporting directly to a senior manager and who is responsible for a cost centre as assigned by the relevant senior manager;

"Local content" means that portion of the tender price which is not included in the imported content, provided that local manufacture does take place;

“Long term contract” means a contract with a duration period exceeding one (1) year, but not exceeding three (3) years. For contracts exceeding three (3), section 33 of the Municipal Finance Management Act No. 56 of 2003 must be applied.

“List of accredited prospective providers” means the list of accredited prospective providers which the municipality must keep in terms of paragraph 15 of this policy;

"Mayor" means the councillor elected by the council as Mayor in terms of section 48 of the Local Government: Municipal Structures Act No. 117 of 1998 read with section 58 of the Municipal Finance Management Act;

“Municipality” means the Bergrivier Municipality, a municipality established in terms of section 12 of the Local Government: Municipal Structures Act No. 117 of 1998 and includes any employee entitled to or duly authorized to perform any function or duty in terms of this policy and/or is responsible for the implementation of this policy or any part thereof;

“Municipal Finance Management Act” means the Local Government: Municipal Finance Management Act No. 56 of 2003 and, unless otherwise stated in this policy, any reference to “the Act” shall mean a reference to this Act;

“Municipal Systems Act” means the Local Government: Municipal Systems Act No. 32 of 2000 and includes the regulations under this Act;

"Non-firm prices" means all prices other than "firm" prices;

“Other applicable legislation” means any other legislation applicable to municipal supply chain management, including but not limited to -

- (a) the Preferential Procurement Policy Framework Act No. 5 of 2000;
- (b) the Broad-Based Black Economic Empowerment Act No. 53 of 2003;

-
- (c) The Construction Industry Development Board Act No. 38 of 2000;
 - (d) The Local Government: Municipal Systems Act No. 32 of 2000 (Municipal Systems Act);
 - (e) the Promotion of Administrative Justice Act No. 3 of 2000;
 - (f) the Promotion of Access to Information Act No. 2 of 2000;
 - (g) the Protected Disclosures Act No. 26 of 2000;
 - (h) the Competition Act No. 89 of 1998;
 - (i) the Prevention and Combating of Corrupt Activities Act No. 12 of 2004;

"**Person**" includes an enterprise, partnership, trust, association, consortium, joint venture or a juristic person;

"**Petty cash**" means a relatively small amount of cash kept at hand for making immediate payment for miscellaneous small expenses incurred by the municipality.

"**Preferential Procurement Regulations**" means the Preferential Procurement Regulations, 2017 contained in Government Notice R32 of 20 January 2017 promulgated in Government Gazette No. 40553 of this date;

"**Procurement**" means the processes leading to the negotiation and conclusion of contracts whether in writing or verbally for the acquisition of goods, services or construction works or any combination thereof or the disposal of assets whether movable or immovable or any rights in such assets by means of purchase, sale, lease or donation and includes the preparation of all associated bid and contractual documentation and "**procured**" or "**procuring**" has a similar meaning;

"**Responsive bid**" means a bid that complies in all material aspects with the requirements set out in or contained in an invitation to bid including the applicable specification;

"**Small enterprise**" means a separate and distinct business entity, together with its branches or subsidiaries, if any, including cooperative enterprises, managed by one owner or more predominantly carried on in any sector or sub-sector of the economy mentioned in column 1 of the Schedule to the National Small Business Act No. 102 of 1996 which is contained in Annexure B to this policy and classified as a micro-, a very small, a small or a medium enterprise by satisfying the criteria mentioned in columns 3, 4 and 5 of the said schedule;

"**Stipulated minimum threshold**" means that portion of local production and content as determined by the Department of Trade and Industry from time to time;

"**Sub-contract**" means the primary contractor's assigning, leasing, making out work to, or employing, another person to support such primary contractor in the execution of part of a project in terms of a contract;

"**Rand value**" means the total estimated value of a contract in South African currency calculated at the time of tender invitations, and includes all applicable taxes and excise duties;

"**SANAS**" means the South African National Accreditation System;

"**Tender**" means a written offer in a prescribed or stipulated form in response to an invitation by the municipality for the provision of services, works or goods, through price quotations, advertised competitive tendering processes or proposals and "**bid**" has a corresponding meaning;

"Total revenue" bears the same meaning assigned to this expression in the Codes of Good Practice;

"Trust" means the arrangement through which the property of one person is made over or bequeathed to a trustee to administer such property for the benefit of another person;

"Trustee" means any person, including the founder of a trust, to whom property is bequeathed in order for such property to be administered for the benefit of another person;

"Treasury guidelines" means any guidelines on supply chain management issued by the Minister of Finance in terms of section 168 of the Municipal Finance Management Act;

"The Regulations" means the Local Government: Municipal Finance Management Act, 2003: Municipal Supply Chain Management Regulations published by Government Notice 868 of 2005;

"Verbal quotations" means a verbal process of inviting quotation from an identified limited number of potential suppliers for the supply of goods, services and/or works;

"Verification Certificate" means a B-BBEE certificate issued in compliance with the B-BBEE Codes of Good Practice and all Sector Codes issued in terms of Section 9(1) of the Broad-Based Black Economic Empowerment Act;

"Written quotations" means quotations referred to in paragraph 12 (1) (c) of this policy.

CHAPTER 1 **IMPLEMENTATION OF SUPPLY CHAIN MANAGEMENT POLICY**

2. Supply chain management policy

(1) All officials and other role players in the supply chain management system of the municipality must implement this policy in a way that -

- (a)** gives effect to Section 217 of the Constitution and Part 1 of Chapter 11 and other applicable provisions of the Act;
- (b)** is fair, equitable, transparent, competitive and cost effective;
- (c)** complies with the Regulations and any minimum norms and standards that may be prescribed in terms of section 168 of the Act;
- (d)** is consistent with other applicable legislation;
- (e)** does not undermine the objective for uniformity in supply chain management systems between organs of state in all spheres; and
- (f)** is consistent with national economic policy concerning the promotion of investments and the conduct of business with the public sector.

(2) This policy applies when the municipality -

- (a)** procures goods or services;
- (b)** disposes of goods no longer needed;
- (c)** selects contractors to provide assistance with the provision of municipal services otherwise than in circumstances where Chapter 8 of the Municipal Systems Act applies; or
- (d)** selects external mechanisms referred to in section 80 (1) (b) of the Municipal Systems Act for the provision of municipal services in circumstances contemplated in section 83 of that Act.

-
- (3) This policy, except where provided otherwise, does not apply in respect of the procurement of goods and services contemplated in section 110(2) of the Act, including, but not limited to -
- (a) water from the Department of Water Affairs or a public entity, another municipality or a municipal entity; and
 - (b) electricity from Eskom or another public entity, another municipality or a municipal entity.
 - (c) the acquisition of services of information and communication technology, IT licences, licences and systems in use, financial systems, programs and services that the acquisition of such services be dealt with in terms of the delegated powers as provided for in the Municipality's delegation register as amended from time to time.
 - (d) The acquisition of services from specific vehicle agents, for repair and out of warranty services subject that the acquisition of such services be dealt with in terms of the delegated powers as provided for in the Municipality's delegation register as amended from time to time.

- (4) Notwithstanding anything to the contrary in this policy, the municipality shall not award a contract to a contractor in respect of the undertaking, carrying out or completion of any construction works or a portion thereof in terms of a competitive tender or quotation process provided for in this policy unless such contractor is registered with the Construction Industry Development Board established by section 2 of the Construction Industry Development Board Act No. 32 of 2000 and holds a valid registration certificate issued by such Board or is exempted from such registration either in terms of the Act or the "CIDB Regulations".

3. Amendment and adoption of the supply chain management policy

- (1) The accounting officer must at least annually review the implementation of this policy and, when necessary, submit proposals for the amendment thereof to the council through the mayor acting in conjunction with the mayoral committee with a view to its adoption by the council.
- (2) If the accounting officer submits proposed amendments to this policy to the council, he must ensure that same comply with the Regulations and Treasury guideline standards determining standards for municipal supply chain management policies.
- (3) The accounting officer must report any deviation from the Regulations and Treasury guideline standards determining standards for municipal supply chain management policies to the National and Western Cape Provincial Treasuries.
- (4) When amending this policy, the need for uniformity in supply chain practices, procedures and forms between all spheres of organs of state particularly to promote accessibility of supply chain management systems for small businesses, must be taken into account.

4. Delegation of supply chain management powers and duties

- (1) The council hereby delegates all powers and duties to the accounting officer which are necessary to enable him -
 - (a) to discharge the supply chain management responsibilities conferred on accounting officers in terms of -
 - (i) chapters 8 or 10 of the Act; and
 - (ii) this policy; and

-
- (b) to maximize administrative and operational efficiency in the implementation of this policy; and
 - (c) to enforce reasonable cost-effective measures for the prevention of fraud, corruption, favouritism and unfair and irregular practices in the implementation of this policy; and
 - (d) to comply with his responsibilities in terms of section 115 and other applicable provisions of the Act.
- (2) Sections 79 and 106 of the Act apply to the sub-delegation of powers and duties delegated to an accounting officer in terms of subparagraph (1).
 - (3) The accounting officer may not sub-delegate any supply chain management powers or duties to a person who is not an official of the municipality or to a committee which is not exclusively composed of officials of the municipality.
 - (4) This paragraph may not be read as permitting an official to whom the power to make final awards has been delegated, to make a final award in a competitive bidding process otherwise than through the committee system provided for in paragraph 27 of this policy.

5. Sub-delegations

- (1) The accounting officer may, in terms of section 79 of the Act, sub-delegate any supply chain management powers and duties, including those bestowed upon him in terms of legislation or delegated to him in terms of this policy or by resolution of the council, but any such sub-delegation must be consistent with subparagraph (2) and paragraph 4 of this policy.
 - (2) The power to make a final award -

 - (a) above R10 million (VAT included) may not be sub-delegated by the accounting officer;
 - (b) above R2 million (VAT included), but not exceeding R10 million (VAT included), may be sub-delegated but only to a bid adjudication committee of which the chief financial officer or a senior manager is a member;
 - (c) not exceeding R2 million (VAT included) may be sub-delegated but only to -

 - (i) the chief financial officer;
 - (ii) a senior manager; or
 - (iii) a manager directly accountable to the chief financial officer or a senior manager; or
 - (iv) a bid adjudication committee.
 - (3) An official or bid adjudication committee to whom or which the power to make final awards has been sub-delegated in accordance with subparagraph (2) must, within five days of the end of each month, submit to the official referred to in subparagraph (4) a written report containing particulars of each final award made by such committee during that month, including -

 - (i) the amount of the award;
-

-
- (ii) the name of the person to whom the award was made; and
 - (iii) the reason why the award was made to that person.
 - (4) A written report referred to in subparagraph (3) must be submitted-
 - (a) to the accounting officer, in the case of an award by –
 - (i) the chief financial officer;
 - (ii) a senior manager; or
 - (iii) a bid adjudication committee of which the chief financial officer or a senior manager was a member;
 - (b) to the chief financial officer or the senior manager responsible for the relevant bid, in the case of an award by -
 - (i) a manager referred to in subparagraph (2)(c)(iii); or
 - (ii) a bid adjudication committee of which the chief financial officer or a senior manager was not a member.
 - (5) Subparagraphs (3) and (4) do not apply to procurements out of petty cash.
 - (6) This paragraph may not be interpreted as permitting an official to whom the power to make final awards has been sub-delegated, to make a final award in a competitive bidding process otherwise than through the committee system provided for in paragraph 27 of this policy.
 - (7) No supply chain management decision-making powers may be delegated to an advisor or consultant.
 - (8) Notwithstanding the delegations, the Manager: Expenditure & SCM is authorised to amend orders between R0 till R30 000.00 that was subject to price fluctuations within 5% of the contract value after satisfying himself with the reason/s for the amendment.

6. Oversight role of the council

- (1) A councillor cannot be a member of a bid committee or any other committee evaluating or approving quotations or bids nor attend any meeting of such committees as an observer.
- (2) The council must maintain oversight over the implementation of this policy to ensure that the accounting officer implements all supply chain management activities in accordance therewith.
- (3) For the purposes of such oversight, the accounting officer must -
 - (a) within 30 days of the end of each financial year, submit a report on the implementation of this policy to the council through its mayor;
 - (b) whenever there are serious and material problems in the implementation of this policy, immediately submit a report thereon to the council through its mayor.
- (4) The accounting officer must, within 10 days of the end of each quarter, submit a report on the implementation of this policy to the mayor.

-
- (5) The aforesaid reports must be made public in accordance with section 21A of the Municipal Systems Act.

7. Supply chain management unit

- (1) A supply chain management unit is hereby established to implement this policy.
- (2) The supply chain management unit shall operate under the direct supervision of the Chief Financial Officer to whom this duty is delegated by the accounting officer in terms of section 82 of the Act.
- (3) Where, due to operational reasons, the council appoints a senior manager to be responsible for the direct supervision of the supply chain unit referred to in subparagraph (1), the application and implementation of this policy and the municipality's supply chain management system, the accounting officer shall, in terms of section 79 of the Act, delegate appropriate duties, functions and powers to such senior manager to enable him to perform his duties aforesaid and such senior manager shall be included in the definition of "designated official" in section 1 of this policy.
- (4) Where the council appoints a senior manager in terms of subparagraph (3) for the purposes stated therein, any reference to the Chief Financial Officer in paragraph 5 (2) of this policy shall be construed as reference to the said designated official acting after consultation with the Chief Financial Officer.

8. Training of supply chain management officials

The training of officials involved in implementing this policy should be in accordance with any Treasury guidelines on supply chain management training and applicable prescribed competency level requirements.

CHAPTER 2
SUPPLY CHAIN MANAGEMENT SYSTEM

9. Format of supply chain management system

This policy provides systems for -

- (i) Demand management;
- (ii) Acquisition management;
- (iii) Logistics management;
- (iv) Disposal management;
- (v) Risk management; and
- (vi) Performance management.

Part 1: Demand management

10. System of demand management

- (1) The accounting officer must establish and implement an appropriate demand management system in order to ensure that the resources required by the municipality supports its operational commitments and its strategic goals as outlined in the municipality's Integrated Development Plan.

-
- (2) The demand management system must –

-
- (a) include timely planning and management processes to ensure that all goods and services required by the municipality are quantified, budgeted for and timely and effectively delivered at the right locations and at the critical delivery dates and are of the appropriate quality and quantity procured at a fair cost;
 - (b) take into account any benefits of economies of scale that may be derived in the case of acquisitions of a repetitive nature;
 - (c) provide for the compilation of the required specifications to ensure that municipal needs are met
 - (d) allow for the undertaking of appropriate industry analysis and research to ensure that innovations and technological benefits are maximized.
- (3) The accounting officer must, prior to making an invitation for tenders-
- (a) properly plan for, and, as far as possible, accurately estimate the costs for the provision of services, works or goods for which an invitation to tenders is to be issued;
 - (b) determine and stipulate, in such invitation, the appropriate preference point system to be utilized in the evaluation and adjudication of such tenders; and
 - (c) determine whether the services, works or goods for which an invitation to tender is to be made has been designated for local production and content in terms of **section 8** of the Preferential Procurement Regulations and paragraph 29(5) of this policy.
- (4) The accounting officer must indicate in the invitation to submit a tender and in the tender specification -
- (a) that such tender will be evaluated on functionality and, in such event, the following shall be clearly stated:
 - (i) the evaluation criteria for measuring functionality which criteria must be objective;
 - (ii) the weight of each criterion which should not be generic but be determined separately for each bid on a case by case basis;
 - (iii) the applicable values that will be utilized when scoring each criterion which values must be objective;
 - (iv) the minimum qualifying score for functionality in order to enable the bid concerned to be further evaluated in terms of this policy provided that the aforesaid qualifying score:
 - (a) should not be generic but be determined separately for each bid on a case by case basis; and
 - (b) should not be prescribed so low that it may jeopardize the quality of the service required nor so high that it may be restrictive to the extent that it jeopardizes the fairness of the supply chain management system;
 - (b) the fact that no tender will be regarded as an acceptable tender if it fails to

achieve the minimum qualifying score for functionality as indicated in the

invitation to tender and the relevant tender specification; and

- (c) that tenders that have achieved the minimum qualification score for functionality will be evaluated further in terms of the preference point systems referred to in paragraphs 29(3) and 29(4) of this policy.
- (5) Any system designed in terms of this paragraph shall take cognizance of the provisions of this policy.

Part 2: Acquisition management

11. System of acquisition management

- (1) The accounting officer must implement an efficient system of acquisition management in order to ensure -
 - (a) that goods and services are procured by the municipality in accordance with authorized processes only;
 - (b) that expenditure on goods and services is incurred in terms of an approved budget in terms of section 15 of the Act;
 - (c) that the threshold values for the different procurement processes are complied with;
 - (d) that bid documentation, evaluation and adjudication criteria and the general conditions of a contract, are in accordance with any applicable legislation; and
 - (e) that any Treasury guidelines on acquisition management are properly taken into account.
- (2) When procuring goods or services from an organ of state as contemplated in section 110 (2) of the Act, the accounting officer must make public the fact that such goods or services are procured otherwise than through the municipality's supply chain management system, including -
 - (a) the kind of goods or services; and
 - (b) the name of the supplier.

12. Range of procurement processes

- (1) Goods and services may only be procured by way of -
 - (a) petty cash purchases up to a transaction value of R300 (VAT included) for items specified in the municipality's Petty Cash policy;
 - (b) one written price quotations for procurements of a transaction value up to R2,000 (VAT included);
 - (c) three ~~formal~~ written price quotations for procurements of a transaction value over R2,001 up to R30,000 (VAT included);
 - (d) at least three written (formal) quotations in response to a published call for quotations for procurements of a transaction value over R30,000 up to R200,000 (VAT included);

-
- (e) a competitive bidding process for -
 - (i) procurements above a transaction value of R200 000 (VAT included); and
 - (ii) the procurement of long term contracts.
 - (2) The accounting officer may, in writing:
 - (a) lower but not increase, the different threshold values specified in subparagraph (1) above; or
 - (b) direct that -
 - (i) written or verbal quotations be obtained for any specific procurement of a transaction value lower than R2 000;
 - (ii) formal written price quotations be obtained for any specific procurement of a transaction value lower than R10 000; or
 - (iii) a competitive bidding process be followed for any specific procurement of a transaction value lower than R200 000.
 - (3) Calls for quotations and bids for the procurement of goods or services may not deliberately be split into parts or items of a lesser value than the threshold amounts referred to in subparagraph (1) merely to avoid complying with the requirements of this policy or any applicable legislation. When determining transaction values, a requirement for goods or services consisting of different parts or items must, as far as possible, be treated and dealt with as a single transaction.

13. Special categories of bidders and suppliers

In order to promote B-BBEE and comply with applicable legislation including the Codes of Good Practice, this policy recognizes the following special categories of bidders and suppliers:

13.1 Exempted Micro-Enterprise

- (a) An exempted Micro-Enterprise (EME) is an entity with an annual turnover of R10 million or less provided that this amount may be reduced in accordance with sector charter thresholds for specific sectors or industries.
 - (b) The current thresholds for the Tourism and Construction Sector charters are R2.5 million and R1.5 million respectively.
 - (c) Exempted Micro-Enterprises are deemed to possess a B-BBEE Status of "Level Four Contributor", having a B-BBEE procurement recognition of 100%.
 - (d) An Exempted Micro-Enterprise qualifies for a promotion to a B-BBEE Status of "Level Three Contributor" having a B-BBEE procurement recognition of 110% if it is more than 50% owned by black people or by black women.
 - (e) Exempted Micro-Enterprises are allowed to be measured in terms of the QSE scorecard contained in the applicable code of good practice in the event of them wishing to maximize their points and move to the next procurement recognition level.
 - (e) Sufficient evidence of qualification as an Exempted Micro-Enterprise is an affidavit signed by a Commissioner of Oath.
-

13.2 Qualifying Small Enterprise

- (a) Any enterprise with an annual Total Revenue of between R10 million and R50 million qualifies as a Qualifying Small Enterprise (QSE).
- (b) Enterprises claiming qualifying small enterprise status must include in any bid submitted to the municipality, an original and valid B-BBEE status level affidavit /SANAS certificate if the black ownership is less than 51% substantiating their B-BBEE rating. The latter certificate must be issued by a verification agency accredited by SANAS.

13.3 Start-up enterprises

- (a) Start-up enterprises must be measured as Exempted Micro-Enterprises for the first year following their formation or incorporation. This provision applies regardless of the expected total revenue of the start-up enterprise.
- (b) Start-up Enterprises are deemed to have a "B-BBEE Status of Level Four Contributor".
- (c) In order to qualify as a Start-up Enterprise, the enterprise must provide an independent confirmation of its status.
- (d) Despite subparagraphs (a) and (b), Start-up Enterprises must submit a QSE Scorecard when tendering for any contract or seeking any other business with a value higher than R5 million but less than R35 million. For contracts above R35 million, they should submit the generic scorecard. The preparation of such scorecards must use annualized data.
- (e) The accounting officer shall reserve the right to require a Start-up Enterprise referred to in subparagraph (d) to submit a verification certificate issued by a verification agency approved by SANAS.

14. General preconditions for consideration of written quotations or bids

- (1) A written quotation or bid may not be considered unless the provider who submitted the quotation or bid concerned -
 - (a) has furnished his -
 - (i) full name or names including trading name,
 - (ii) identification number or company or other registration number;
 - (iii) tax reference number and VAT registration number, if any;
 - (iv) address, date, validity period, description of goods, items or service
 - (b) has provided the municipality with:-
 - (i) an original valid tax clearance certificate from the South African Revenue Services; or
 - (ii) the permission to verify the Tax Clearance status via SARS e-filing with the relevant tax clearance certificate number and the relevant pin; in order for the municipality to verify that his tax matters are in order;
 - (c) has, where applicable, provided the municipality with proof from the Construction Industry Development Board to the effect that he holds a valid registration certificate issued by the Board which may include their CIDB registration number

which will be verified.

(d) has provided the municipality with a "Certificate of Independent Bid Determination" on Form MBD 9.

(e) has certified that he and, in the event of the bidder being a company, also any of its directors, is not indebted to the municipality or to any other municipality or municipal entity for rates, taxes and/or municipal service which are in arrear for a period of more than three months and that no dispute exists between such bidder and the relevant municipality or municipal entity in respect of any such arrear amounts as per MBD 8

(f) has submitted a "Declaration of interest" on Form MBD 4 certifying -

(i) that he is not in the service of the state or has been in the service of the state in the previous twelve months;

(ii) that, in the event of the bidder not being a natural person, none of its directors, managers, principal shareholders or stakeholders are in the service of the state nor have they been in the service of the state in the previous twelve months; or

(iii) that if his spouse, child or parent is in the service of the state or has been in the service of the state in the previous twelve months that it be reported on the MBD 4.

(iv) that he is not an advisor or consultant contracted by the municipality to advise it on the procurement under consideration;

(g) has submitted the prescribed B-BBEE status level affidavit/certificate, as the case may be.

(2) This paragraph must be read in conjunction with paragraph 22 of this policy.

15. Lists of accredited prospective providers

(1) The accounting officer must -

(a) keep a list of accredited prospective providers of goods and services that must be used for the procurement requirements through written or verbal quotations and formal written price quotations; and

(b) at least once a year through newspapers commonly circulating locally, the municipal website and any other appropriate ways, invite prospective providers of goods or services to apply for evaluation and listing as accredited prospective providers;

(c) specify the listing criteria for accredited prospective providers; and

(d) disallow the listing of any prospective provider whose name appears on the National Treasury's database as a person prohibited from doing business with the public sector.

(2) The listing criteria for accredited prospective providers are as follows:

(a) Registration on National Treasury's Central Supplier Database (CSD);

(b) Valid Tax Clearance Certificate (either original hard copy or verified via SARS e-filing);

~~(c) Declaration of interest;~~

(d) Valid Municipal Billing Clearance;

- (e)** Proof of Banking Detail; and
- (f)** Any other documents as required on the municipality's database registration form.

- (3)** The aforesaid list must be updated at least quarterly to include any additional prospective providers and any new commodities or types of services. Prospective providers must be allowed to submit applications for listing at any time.
- (4)** The aforesaid list must also be compiled per commodity and per type of service.
- (5)** The municipality will use the National Treasury Central Supplier Database predominantly for its procurement requirements.

16. Petty cash purchases

- (a)** Petty cash purchases may only be made in accordance with the Petty Cash policy of the municipality.
- (b)** The accounting officer may delegate responsibility for the management of petty cash to an official directly or indirectly reporting to the chief financial officer.
- (c)** The accounting officer must determine the maximum number of transactions or the maximum amount of the permissible petty cash expenditure per month;
- (d)** A monthly reconciliation report must be provided to the chief financial officer within five days of the end of each month by the official authorized to make petty cash purchases and such report shall contain particulars of each final award made by such official during that month, including:
 - (i)** the total amount of petty cash purchases for that month; and
 - (ii)** receipts and supporting documents for each purchase.

17. Written or verbal price quotations

The conditions for the procurement of goods or services through written or verbal quotations are as follows:

- (a)** Quotations must be obtained from at least three different providers preferably from, but not limited to, providers whose names appear on the list of accredited prospective providers of the municipality or the CSD, provided that if quotations are obtained from providers who are not so listed, such providers must meet the listing criteria set out in paragraph 15(2) of this Policy;

- (b)** Following are possible examples of not being in a position to obtain three written or verbal quotations namely:

- I. Publication of official and legal notices as well as advertisements in the media
- II. Disciplinary hearings, training events, courses, seminars, membership fees, Doctor consultations, medical specialists, local travel agencies, accommodation, subscriptions, tow-in services, service agents, franking machine postage, library books, books or as determined by the Manager: Expenditure & SCM.
- III. In the event of a strip and quote or adhoc repairs to plant, equipment and machinery where it is not possible to ascertain the nature or extent of the work required in order to call for quotations.

(c) To the extent feasible, providers must be requested to submit such quotations in writing;

((d) If it is not possible to obtain at least three quotations, the reasons for such inability must be recorded on the invitation to submit quotations and reported quarterly to the chief financial officer;

(d) The designated officer must record the names of the potential providers requested to provide quotations with their quoted prices; and

(e) If a quotation was submitted verbally, the order may be placed only against written confirmation of the price and conditions of supply by the selected provider within the period stipulated in the invitation to submit quotations.

18. Formal written price quotations

(1) The conditions for the procurement of goods or services through formal written price quotations, are as follows:

(a) Quotations must be obtained in writing from at least three different providers whose names appear on the list of accredited prospective providers of the municipality;

(b) In the event of it not being possible to obtain quotations from at least three different providers whose names appear on the list of accredited prospective providers of the municipality, quotations may be obtained from providers who are not so listed, provided that such providers meet the listing criteria set out in paragraph 15(2) of this policy;

(c) that if it is not possible to obtain at least three quotations, the reasons must be recorded and be approved by the chief financial officer or an official designated by the chief financial officer; and

(d) that the accounting officer must record the names of the potential providers and their written quotations; and

(2) A designated official referred to in subregulation (1)(c) must within three days of the end of each month report to the Chief Financial Officer on any approvals given during that month by that official in terms of that subregulation.

19. Procedures for procuring goods or services through written or verbal quotations and formal written price quotations

The procedure for the procurement of goods or services through written or verbal quotations or formal written price quotations is as follows:

(a) When using the list of accredited prospective providers, the accounting officer must promote ongoing competition amongst providers by inviting providers to submit quotations on a rotation basis;

(b) All requirements in excess of R30 000 (VAT included) that are to be procured by means of formal written price quotations must, in addition to the requirements of paragraph 18, be advertised for at least seven days on the website of and on the official notice board of the municipality;

~~(c) Offers received must be evaluated on a comparative basis taking into account~~

- (d) The accounting officer or chief financial officer must on a monthly basis be notified in writing of all written or verbal quotations and formal written price quotations accepted by an official acting in terms of a sub-delegation;
- (c) Offers below R30 000 (all taxes included) must be awarded based on compliance with specifications, conditions of contract, ability, capacity and capability to deliver the

required goods and/or services and lowest price; provided that the accounting officer may direct, in appropriate cases, that the formula referred to in subparagraph (e) be used to calculate points for price;

- (e) Offers above R30 000 (all applicable taxes included) must be awarded based on compliance with specifications, conditions of contract, ability, capacity and capability to deliver the required goods and/or services and lowest price provided that the accounting officer may direct, in appropriate cases, that the following formula be used to calculate points for price:

$$P_s = 80 \left\| \left| 1 - \frac{P_t - P_{min}}{P_{min}} \right| \right\|$$

Where:

Ps = Points scored for comparative price of tender or offer under consideration;
Pt = Comparative price of tender or offer under consideration; and
Pmin = Comparative price of lowest acceptable tender or offer.

- (g) Prior to the award of a contract with a price in excess of **R30 000**, the designated official must verify the status of recommended bidders (including their directors(s), owners(s) or trustee(s) by checking the Data Base of Restricted Suppliers maintained by National Treasury in order to ensure that no recommended bidder or any of its directors/owners/trustees are listed as companies or persons prohibited from doing business with the public sector;
- (h) A call for quotations in terms of preceding paragraphs must be in writing and contain a specification for the goods and/or services to be procured as well as details of the preference points system to be used in adjudicating quotations;
- (i) The designated official must, in writing, notify the chief financial officer within 3 days after the end of each month of all written, verbal and formal written price quotations accepted or approvals given in terms of the preceding subparagraphs;
- (j) The chief financial officer must ensure that adequate systems are in place to meet the requirements for proper record keeping;
- (k) Acceptable offers must be awarded to the bidder who scored the highest points in accordance with the stipulated preference points system.

20. Competitive bidding process

- (1) Subject to paragraph 11 (2) of this policy, goods or services above a transaction value of R200 000 (VAT included) and long term contracts may only be procured through a competitive bidding process.
- (2) No requirement for goods or services above an estimated transaction value of R200 000 (VAT included) may deliberately be split into parts or items of lesser value merely for the sake of procuring the goods or services otherwise than through a competitive bidding process.
- (3) The accounting officer may split unduly large quantities of work into smaller contracts (units) to promote manageability and provide opportunities for emerging entrepreneurs. This procedure may only be followed when technically, logistically and financially feasible

21. Process for competitive bidding

The procedures for the following stages of a competitive bidding process are as follows:

- (a) Compilation of bidding documentation as detailed in paragraph 22;
- (b) Public invitation of bids as detailed in paragraph 23;
- (c) Site meetings or briefing sessions as detailed in paragraph 23;
- (d) Handling of bids submitted in response to public invitation as detailed in paragraph 24;
- (e) Evaluation of bids as detailed in paragraph 32;

-
- (f) Award of contracts as detailed in paragraph 33;
 - (g) Administration of contracts - after the award of a bid, the accounting officer and the bidder must enter into a written agreement;
 - (h) Proper record keeping;
 - (i) Original/legal copies of written contracts agreements should be kept in a secure place for reference and audit purposes.

22. Bid documentation for competitive bids

Bid documentation for a competitive bidding process must, in addition to the requirements of paragraph 14 -

- (a) Take into account -
 - (i) the general conditions of contract and any special conditions of contract, if specified;
 - (ii) any Treasury guidelines on bid documentation;
 - (iii) the requirements of the Construction Industry Development Board, in the case of a bid relating to construction works;
 - (iv) relevant B-BBEE verification and certification requirements;
 - (v) relevant local content or production requirements.
- (b) Include the preference points system to be used in adjudicating bids, namely 80/20 or 90/10 as prescribed in the Preferential Procurement Regulations;
- (c) Compel bidders to declare, by means of an affidavit, any conflict of interest they may have in the transaction for which the bid is submitted;
- (d) Compel bidders to submit a "Certificate of Independent Bid Determination" on form MBD 9 or similar document;
- (e) If the value of the transaction is expected to exceed R10 million (VAT included), require bidders to furnish on form MBD 5 or similar document -
 - (i) if the bidder is required by law to prepare annual financial statements for auditing, his audited annual financial statements -
 - (a) for the past three years; or
 - (b) since establishment, if established during the past three years;
 - (ii) a certificate signed by the bidder certifying that he has no undisputed commitments for municipal services towards a municipality or other service provider in respect of which payment is overdue for more than 30 days;
 - (iii) particulars of any contracts awarded to the bidder by an organ of state during the past five years, including particulars of any material non-compliance or dispute concerning the execution of such contracts;
 - (iv) a statement indicating whether or not any portion of the goods or services required by the municipality are expected to be sourced from outside the Republic, and, if so, what portion and also whether or not any portion of the payment to be made by the municipality is expected to be transferred out of the Republic; and

-
- (f) Stipulate that disputes must be settled by means of mutual consultation, mediation (with or without legal representation), or, when unsuccessful, in a South African court of law.

23. Public invitation for competitive bids

- (1) The procedure for the invitation of competitive bids is as follows:
- (a) any invitation to prospective providers to submit bids must be by means of a public advertisement in newspapers commonly circulating locally, the website of the municipality and/or in any other appropriate manner (which may include an advertisement in the Government Tender Bulletin or the Eportal); and
 - (b) the information contained in a public advertisement, must include -
 - (i) subject to subparagraph 2, the closure date for the submission of bids, which may not be less than 30 days in the case of transactions over R10 million (VAT included) or which are of a long term nature, or 14 days in any other case, reckoned from the date on which the advertisement is placed in a newspaper;
 - (ii) a statement that bids may only be submitted on the bid documentation provided by the municipality; and
 - (iii) the date, time and venue of any compulsory site meetings or briefing session;
 - (iv) a statement to the effect that a bid from a prospective bidder who did not attend a prescribed compulsory site meeting or briefing session referred to in subparagraph (iii) will not be considered.
- (2) The accounting officer may determine a closure date for the submission of bids which is less than the 30 or 14 days requirement, but only if such shorter period can be justified on the grounds of urgency or emergency or in any exceptional case where it is impractical or impossible to follow the official procurement process and such fact shall, for auditing purposes, be recorded in the authority to invite bids.
- (3) Bids submitted must be sealed and marked in a manner stipulated in the invitation to bid.
- (4) Where bids are requested in electronic format, such bids must be supplemented by sealed hard copies which must reach the accounting officer before the closing time for the receipt of bids on the bid closing date as stipulated in the invitation to bid.
- (5) Where the municipality invites expressions of interest or bids for construction works with a value in excess of R200 000, it must publish such invitations on the website of the CIDB.
- (6) The municipality must also comply with the applicable provisions of the Standard for Uniformity in Construction Procurement contained in Board Notice No. 86 of 2010 issued by the Construction Industry Development Board insofar as such provisions relate to the invitation of bids.

24. Procedure for handling, opening and recording of bids

The procedures for the handling, opening and recording of bids, are as follows:

- (a) Bids -
 - (i) must be opened only in public;
 - (ii) must be opened at the same time and as soon as possible after the published closing time or period for the submission of bids; and
 - (iii) received after the published closing time or period should not be considered and be returned to the bidder, **after being opened by the Head: SCM & Assets to gain address**, immediately.
- (b) Any bidder or member of the public has the right to request that the names of the bidders who submitted responsive bids before the closing time or period be read out and, if practical, also each bidder's total bidding price;
- (c) No information, except the information referred to in subparagraph (b), relating to a bid should be disclosed to bidders or other persons until the successful bidder is notified of the award of the relevant bid; and
- (d) The designated official opening received bids must -
 - (i) record in a register to be provided for this purposes, all bids received before the closing time or period for the submission of same;
 - (ii) make the aforesaid register available for public inspection during the normal office hours of the municipality; and
 - (iii) publish the entries in the aforesaid register and the bid results on the website of the municipality.
- (e) **This SCM policy hereby allows SCM officials to request any outstanding documents from the bidders if these documents were not included in the offer to maximise financial gain for the municipality.**

25. Negotiations with preferred bidders

- (1) The accounting officer may negotiate the final terms of a contract with bidders identified through a competitive bidding process as preferred bidders, provided that such negotiation -
 - (a) does not allow any preferred bidder a second or unfair opportunity;
 - (b) is not to the detriment of any other bidder; and
 - (c) does not lead to a higher price than the bid as submitted;
 - (d) will not be contrary to any legal requirement or amount to a prohibited practice.
- (2) Minutes of such negotiations must be kept for record and audit purposes.

26. Two-stage bidding process

- (1) A two-stage bidding process is permissible for -
 - (a) large complex projects;
 - (b) projects where it may be undesirable to prepare complete detailed technical specifications; or
-

-
- (c) long term projects with a duration period exceeding three years.
 - (2) In the first stage, technical proposals on conceptual design or performance specifications should be invited, subject to technical as well as commercial clarifications and adjustments.
 - (3) In the second stage, final technical proposals and priced bids should be invited.

27. Committee system for competitive bids

- (1) A committee system for competitive bids shall be established, consisting of the following committees for procurement as the accounting officer may determine:
 - (a) a bid specification committee;
 - (b) a bid evaluation committee; and
 - (c) a bid adjudication committee;
- (2) The accounting officer shall, in writing, appoint the members of each committee in respect of each competitive bid invitation, taking into account the provisions of section 117 of the Act in terms of which no councillor may be a member of any such committee or attend any of its meetings as an observer.
- (3) A neutral or independent observer, appointed by the accounting officer, may attend or oversee a committee when this is appropriate for ensuring fairness and promoting transparency.
- (4) The committee system must be consistent with -
 - (a) paragraphs 28, 32 and 33 of this policy; and
 - (b) any other applicable legislation.
- (5) The accounting officer may, in appropriate cases and in his sole discretion, apply the committee system to formal written price quotations.

28. Bid specification committees

- (1) A bid specification committee must compile the specifications or, where applicable, the terms of reference for procurement of goods or services by the municipality.
- (2) A bid specification committee must be composed of one or more officials of the municipality preferably the line manager responsible for the function concerned, and may, when appropriate, include external specialist advisors.
- (3) No person, advisor or corporate entity involved with the bid specification committee, or director of such a corporate entity, may bid for any resulting contracts.
- (4) Where a bid specification or terms of reference is compiled with due regard to the findings and recommendations contained in a prior, associated feasibility study, the person, advisor or corporate entity who or which prepared the said feasibility study may be prohibited from bidding for the resulting contracts in circumstances where such person, advisor or corporate entity may obtain an unfair advantage or where a conflict of interest may arise.
- (5) A specification referred to in this paragraph must be approved by the accounting officer in writing prior to publication of the invitation for bids in terms of paragraph 23.

29. Bid Specifications or Terms of Reference

29.1 General Requirements

Bid Specifications or Terms of Reference, as the case may be -

- (a) must be drafted in an unbiased manner to allow all potential suppliers to offer their goods or services to the municipality;
- (b) must take account of any accepted standards such as those issued by Standards South Africa, the International Standards Organization or an authority accredited or recognized by the South African National Accreditation System with which the equipment or material or workmanship should comply;
- (c) must, where possible, be described in terms of performance required rather than in terms of descriptive characteristics for design;
- (d) may not create trade barriers in contract requirements in the forms of specifications, plans, drawings, designs, testing and test methods, packaging, marking or labelling of conformity certification;
- (e) may not make reference to any particular trade mark, name, patent, design, type, specific origin or producer unless there is no other sufficiently precise or intelligible way of describing the characteristics of the work, in which case such reference must be accompanied by the word "equivalent";

29.2 Functionality

Where functionality is utilized as an evaluation criterion, specifications must clearly specify in the tender documents:

- (i) the evaluation criteria for measuring functionality which criteria must be objective, the weight of each criterion, the applicable values and the minimum qualifying score for functionality; and
- (ii) the fact that no tender will be regarded as an acceptable tender if it fails to achieve the minimum qualifying score for functionality as indicated in the tender specification concerned; and
- (iii) that tenders that have achieved the minimum qualification score for functionality will be evaluated further in terms of the preference point systems referred to in subparagraphs (3) and (4) below.

29.3 80/20 Preference Points System for acquisition of goods or services for Rand value equal to or above R30 000 and up to R50 million

(3.1) Where applicable, specifications must include the following preference points evaluation system for the acquisition of services, works or goods up to a Rand value of R 50 000 000 (all applicable taxes included):

- (i) the following formula will be used to calculate the points for price in respect of tenders (including price quotations) with a Rand value equal to, or above R 30 000 and up to a Rand value of R 50 000 000 (all applicable taxes included):

$$P_s = 80 \left\| 1 - \frac{P_t - P_{min}}{P_{min}} \right\|$$

Where:

Ps = Points scored for comparative price of tender or offer under consideration;

Pt = Comparative price of tender or offer under consideration; and

Pmin = Comparative price of lowest acceptable tender or offer.

- (ii) subject to subparagraph (iii), points must be awarded to a tenderer for attaining the B-BBEE status level of contributor in accordance with the following tables:

B-BBEE Status Level of Contributor	Number of Points
1	20
2	18
3	14
4	12
5	8
6	6
7	4
8	2
Non-compliant contributor	0

O
r

In respect of Exempted Micro Enterprises (EME's)

Black Ownership of EME	Deemed B-BBEE Status Level of Contributor	Number of Preference Points
More than 50%	2	18
Less than 50%	4	12

- (iii) a maximum of 20 points may be allocated under subparagraph (ii);
- (iv) the points scored by a tenderer in respect of B-BBEE contribution contemplated in subparagraph (ii) must be added to the points scored for price as calculated in accordance with subparagraph (i);

(3.2) The B-BBEE status level attained by a tenderer must be used to determine the number of points contemplated in subparagraph 3.1 (ii).

(3.3) Specifications must also provide, as a special condition of contract, that if it is unclear which preference point system will be applicable, that either the 80/20 or 90/10 preference point system will apply and that the lowest acceptable tender will be used to determine the applicable preference point system.

(3.4) (i) A tenderer must submit proof of its B-BBEE status level of contributor.

(ii) A tenderer failing to submit proof of B-BBEE status level of contributor or is a non-compliant contributor to B-BBEE may not be disqualified, but-

-
- (a) may only score points out of 80 for price; and
 - (b) scores 0 points out of 20 for B-BBEE

- (3.5) A tenderer may not be awarded points for B-BBEE status level of contributor if the tender documents indicate that the tenderer intends subcontracting more than 25% of the value of the contract to any other person not qualifying for at least the points that the tenderer qualifies for, unless the intended subcontractor is an EME that has the capability to execute the subcontract.
- (3.6) The points scored must be rounded off to the nearest two decimal places.
- (3.7) Subject to subregulation (7)(9) and regulation 11 of the PPPFA Regulations of 2017 (paragraphs 29.3.8 and 29.7.3 respectively), the contract must be awarded to the tenderer scoring the highest points.
- (3.8)
 - (a) If the price offered by a tenderer scoring the highest points is not market-related, the municipality may not award the contract to that tenderer.
 - (b) The municipality may –
 - (i) negotiate a market-related price with the tenderer scoring the highest points or cancel the tender;
 - (ii) if the tenderer does not agree to a market-related price, negotiate a market-related price with the tenderer scoring the second highest points or cancel the tender;
 - (iii) if the tenderer scoring the second highest points does not agree to a market-related price, negotiate a market-related price with the tenderer scoring the third highest points or cancel the tender
 - (c) If a market-related price is not agreed as envisaged in paragraph (b)(iii), the municipality must cancel the tender

29.4 90/10 Preference Points System for acquisition of goods or services for Rand value above R50 million

- (4.1) Where applicable, specifications must include the following preference points evaluation system for the acquisition of services, works or goods with a Rand value above R 50 000 000 (all applicable taxes included):
 - (i) the following formula will be used to calculate the points for price in respect of tenders with a Rand value above R 50 000 000 (all applicable taxes included):

$$P_s = 90 \left\| \left| 1 - \frac{P_t - P_{min}}{P_{min}} \right| \right\|$$

Where:

Ps = Points scored for comparative price of tender or offer under consideration;

Pt = Comparative price of tender or offer under consideration; and

Pmin = Comparative price of lowest acceptable tender or offer.

- (ii) subject to subparagraph (iii), points must be awarded to a tenderer for attaining the B-BBEE status level of contributor in accordance with the following table:

B-BBEE Status Level of Contributor	Number of Points
1	10
2	9
3	6
4	5
5	4
6	3
7	2
8	1
Non-compliant contributor	0

Or

In respect of Exempted Micro Enterprises (EME's)

Black Ownership of EME	Deemed B-BBEE Status Level of Contributor	Number of Preference Points
More than 50%	2	9
Less than 50%	4	5

- (iii) a maximum of 10 points may be allocated under subparagraph (ii).

- (iv) the points scored by a tenderer in respect of the level of B-BBEE contribution contemplated in subparagraph (ii) must be added to the points scored for price as calculated in accordance with subparagraph (i);

(4.2) The B-BBEE status level attained by a tenderer must be used to determine the number of points contemplated in subparagraph 4.1 (ii).

(4.3) Specifications must also must provide as a special condition of contract, that, if it is unclear which preference point system will be applicable, that either the 80/20 or 90/10 preference point system will apply and that the lowest acceptable tender will be used to determine the applicable preference point system.

(4.4) (i) A tenderer must submit proof of its B-BBEE status level of contributor.

(ii) A tenderer failing to submit proof of B-BBEE status level of contributor or is a non-compliant contributor to B-BBEE may not be disqualified, but-

-
- (a) may only score points out of 90 for price; and
 - (b) scores 0 points out of 10 for B-BBEE

- (4.5) A tenderer may not be awarded points for B-BBEE status level of contributor if the tender documents indicate that the tenderer intends subcontracting more than 25% of the value of the contract to any other person not qualifying for at least the points that the tenderer qualifies for, unless the intended subcontractor is an EME that has the capability to execute the subcontract.
- (4.6) The points scored must be rounded off to the nearest two decimal places.
- (4.7) Subject to subregulation (7)(9) and regulation 11 of the PPPFA Regulations of 2017 (paragraphs 29.4.8 and 29.7.3 respectively), the contract must be awarded to the tenderer scoring the highest points.
- (4.8)
 - (a) If the price offered by a tenderer scoring the highest points is not market-related, the municipality may not award the contract to that tenderer.
 - (b) The municipality may –
 - (i) negotiate a market-related price with the tenderer scoring the highest points or cancel the tender;
 - (ii) if the tenderer does not agree to a market-related price, negotiate a market-related price with the tenderer scoring the second highest points or cancel the tender;
 - (iii) if the tenderer scoring the second highest points does not agree to a market-related price, negotiate a market-related price with the tenderer scoring the third highest points or cancel the tender
 - (c) If a market-related price is not agreed as envisaged in paragraph (b)(iii), the municipality must cancel the tender

29.5 Local Production

- (5.1) Where, in the case of tenders in designated sectors, ~~local production and content is of critical importance~~, the tender specification must clearly state, as a condition of tender, that only locally produced goods, ~~services or works~~ or locally manufactured goods, with a stipulated minimum threshold for local production and content, will be considered.
- (5.2) The tender specification must also stipulate:
 - (a) that the exchange rate to be used for the calculation of local content or local production will be the exchange rate published by the South African Reserve Bank at 12:00 **on the date the tender was advertised;**
 - (b) that only the South African Bureau of Standards (SABS) approved technical specification number SATS 1286:201x will be used to calculate local content in accordance with the following formula:

$$LC = 1 - \frac{X}{y} \times 100$$

Where

x imported content

y bid price excluding value added tax (VAT)

and that the prices referred to in the determination of x must be converted to Rand (ZAR) by using the exchange rate published by the

South African Reserve Bank at 12:00 on the date the tender was advertised;

- (c) that the Form MBD 6.2 (Declaration Certificate for Local Content) duly complete and signed must form part of the bid documentation;
- (d) that the municipality reserves the right to verify the accuracy of the rates of exchange quoted by the bidder in paragraph 4.1 of the aforesaid Certificate.

(5.3) The accounting officer may decide to include in any invitation to bid a specific bidding condition that only locally produced goods, services or works or locally manufactured goods with a stipulated minimum threshold for local production and content, will be considered on condition that such prescript and threshold(s) are in accordance with the specific directives issued for this purpose by National Treasury in consultation with the Department of Trade and Industry and, in such event, the requirements stipulated in subparagraph 5.2 shall be inserted in the tender specification.

(5.4) Where necessary, bid specifications for tenders referred to in subparagraph 5.1 may state that a two-stage tendering process will be followed, where the first stage will involve functionality and minimum threshold for local production and content and the second stage price and B-BBEE with the possibility of price negotiations only with the short listed tenderers with a view to effecting cost savings in circumstances where the tendered prices are obviously inflated or to ensure the award of the tender concerned within budgetary constraints provided that, where such negotiations take place, the principles contained in paragraph 25.1 of this policy shall be applied.

(5.5) Any tender specification issued in terms of this subparagraph must be capable of being measured and audited.

(5.6) A tender that fails to meet the minimum stipulated threshold for local production and content is an unacceptable tender.

29.6 B-BBEE status level certificates and scorecards

Bid specifications must state that:

- (i) Those tenderers who qualify as Exempted Micro Enterprises (EME's) in terms of the Broad-Based Black Economic Empowerment Act, must submit, together with their tender, an affidavit confirming their B-BBEE status level.

An EME may alternatively submit a sworn affidavit confirming their annual total revenue of R 10 million or less and level of black ownership or the above-mentioned B-BBEE level verification certificate to claim points as prescribed by regulation 6 and 7 of the Preferential Procurement Regulations, 2017.

-
- (ii) Tenderers other than Exempted Micro-Enterprises (EME's) must submit, with their tender, their original and valid B-BBEE Status Level Verification Certificate complying at least with the provisions subparagraphs (v) and (vi), or a certified copy thereof, in support of their B-BBEE rating.
 - (iii) A trust, consortium or joint venture will qualify for points for its B-BBEE status level as a legal entity, provided its submits its B-BBEE Status Level Verification Certificate with its tender.
 - (iv) A trust, consortium or joint venture will qualify for points for its B-BBEE status level as an unincorporated entity, provided that it submits its consolidated B-BBEE scorecard as if were a group structure and, provided further, that such a consolidated B-BBEE scorecard is prepared for every separate tender.
 - (v) As a minimum requirement, all valid B-BBEE Status Level Verification Certificates should have the following information detailed on the face of the certificate.
 - The name and physical location of the measured entity;
 - The registration number and, where applicable, the VAT number of the measured entity;
 - The date of issue and date of expiry;
 - The certificate number for identification and reference for large entities threshold > R50 000 000 ;
 - The scorecard that was used (for example EME, QSE or Generic);
 - The name and / or logo of the Verification Agency for large entities threshold > R50 000 000 ;
 - The SANAS logo for large entities threshold > R50 000 000;
 - The signature of the authorized person from the Verification Agency concerned; and
 - The B-BBEE Status Level of Contribution obtained by the measured entity.

29.7 Additional Conditions

A bid specification must include a reference to the following additional conditions, where applicable:

29.7.1 Sub-contracting as a condition of tender

- (a) If feasible to subcontract for a contract above R30 million, the municipality must apply subcontracting to advance designated groups.
- (b) If an organ of state applies subcontracting as contemplated in paragraph (a), the municipality must advertise the tender with a specific tendering condition that the successful tenderer must subcontract a minimum of 30% of the value of the contract to-
 - (i) an EME or QSE;
 - (ii) an EME or QSE which is at least 51% owned by black people;
 - (iii) an EME or QSE which is at least 51% owned by black people who are youth;
 - (iv) an EME or QSE which is at least 51% owned by black people who are women;
 - (v) an EME or QSE which is at least 51% owned by black people with disabilities;
 - (vi) an EME or QSE which is 51% owned by black people living in rural or underdeveloped areas or townships;

~~(vii) a cooperative which is at least 51% owned by black people;~~

(viii) more than one of the categories referred to in subparagraphs (i) to (vii).

- (c) The municipality must make available the list of all suppliers registered on a database approved by the National Treasury to provide the required goods or services in respect of the applicable designated groups mentioned in paragraph (b) from which the tenderer must select a supplier
- (d) The municipality may apply similar subcontracting principles as outlined in paragraph (a) and (b) for tenders below R30 million with the minimum percentage of subcontracting determined per individual tender.

29.7.2 Sub-contracting after award of tender

- (a) A person awarded a contract may only enter into a subcontracting arrangement with the approval of the municipality.
- (b) A person awarded a contract may not sub-contract more than 25% of the value of the contract to any other enterprise that does not have an equal or higher B-BBEE status level than the person concerned, unless the contract is sub-contracted to an exempted micro enterprise that has the capability and ability to execute the sub-contract.
- (c) A person awarded a contract in relation to a designated sector, may not sub-contract in such a manner that the local production and content of the overall value of the contract is reduced to below the stipulated minimum threshold.

29.7.3 Specific goals

- (a) In terms of section 7 of the Preferential Procurement Regulations, a contract may be awarded to a tenderer that did not score the highest total number of points, only in accordance with section 2 (1) (f) of the Preferential Procurement Policy Framework Act No. 5 of 2000.
- (b) In the application of section 2 (1)(f) of the aforesaid Act, the municipality must stipulate the objective criteria in the tender documents.

29.8 Miscellaneous Special Conditions of Contract

A bid specification must, inter alia, include the following conditions as Special Conditions of Contract:

29.8.1 General

- (a) Only a tenderer who has completed and signed the declaration part of the tender documentation may be considered;
- (b) When comparative prices must be calculated, any discounts which have been offered unconditionally will be taken into account;
- (c) A discount which has been offered conditionally will, despite not being taken into account for evaluation purposes, be implemented when payment to a tenderer in respect of an accepted tender is effected;
- (d) Points scored will be rounded off to the nearest 2 decimal places.
- (e) (i) ~~In the event that two or more tenders score equal total points, the successful tender will be the one scoring the highest number of preference points for B-~~

BBEE;

- (ii) However, when functionality is part of the evaluation process and two or more tenders have scored equal points including equal preference points for B-BBEE, the successful tender will be the one scoring the highest score for functionality.
- (iii) Should two or more tenders be equal in all respects, the award shall be made according to paragraph 38.
- (iv) Should two or more tenders still be equal in all respects after applying paragraph 38, then the award shall be decided by the drawing of lots.

29.8.2 Cancelling a tender

- (a) The accounting officer may, prior to the award of a tender, cancel such tender if:
 - (i) due to changed circumstances, there is no longer a need for the services, works or goods requested; or
 - (ii) funds are no longer available to cover the total envisaged expenditure; or
 - (iii) no acceptable tenders are received; or
 - (iv) there is a material irregularity in the tender process.
- (b) The decision to cancel a tender invitation in terms of paragraph (a) must be published in the same manner in which the original tender invitation was advertised.
- (c) The municipality may only with the prior approval of the relevant treasury cancel a tender invitation for the second time

29.8.3 Declarations

- (a) A tenderer must -
 - (i) declare that the information provided in a tender document is true and correct;
 - (ii) declare that the signatory to a tender document is duly authorised; and
 - (iii) undertake to submit documentary proof regarding any tendering issue when required to the satisfaction of the municipality.

29.8.4 Remedies

- (a) In addition to the action contemplated in paragraph 41 of this policy which shall be read in conjunction with this subparagraph:
 - (i) Upon detecting that a tenderer submitted false information regarding its BBEE status level of contributor, local production and content, or any other matter required in terms of the PPPFA Regulations 2017 which will affect or has affected the evaluation of a tender, or where a tenderer has failed to declare any subcontracting arrangements, the municipality must-
 - (a) inform the tenderer accordingly;
 - (b) give the tenderer an opportunity to make representations within 14 days as to why-
 - (i) the tender submitted should not be disqualified or, if the tender has already been awarded to the tenderer, the contract should not be terminated in whole or in part;
 - (ii) if the successful tenderer subcontracted a portion of the tender to another person without disclosing it, the tenderer should not be penalised up to 10 percent of the value of the contract; and
 - (iii) the tenderer should not be restricted by the National Treasury from conducting any business for a period not exceeding 10 years with any organ of state; and
 - (c) ~~if it concludes, after considering the representations referred to in~~

subparagraph (i)(b), that-

- (i) such false information was submitted by the tenderer-
 - (aa) disqualify the tenderer or terminate the contract in whole or in part; and
 - (bb) if applicable, claim damages from the tenderer; or
- (ii) the successful tenderer subcontracted a portion of the tender to another person without disclosing, penalise the tenderer up to 10 percent of the value of the contract.
- (ii) (a) The municipality must-
 - (i) inform the National Treasury, in writing, of any actions taken in terms of subparagraph (i);
 - (ii) provide written submissions as to whether the tenderer should be restricted from conducting business with any organ of state; and
 - (iii) submit written representations from the tenderer as to why that tenderer should not be restricted from conducting business with any organ of state.
- (b) The National Treasury may request the municipality to submit further information pertaining to subparagraph (1) within a specified period.
- (iii) The National Treasury must-
 - (a) after considering the representations of the tenderer and any other relevant information, decide whether to restrict the tenderer from doing business with any organ of state for a period not exceeding 10 years; and
 - (b) maintain and publish on its official website a list of restricted suppliers.

29.9 Pre-qualification criteria for preferential procurement

- (1) If the municipality decides to apply pre-qualifying criteria to advance certain designated groups, they must advertise the tender with a specific tendering condition that only one or more of the following tenderers may respond-
 - (a) a tenderer having a stipulated minimum B-BBEE status level of contributor;
 - (b) an EME or QSE;
 - (c) a tenderer subcontracting a minimum of 30% to-
 - (i) an EME or QSE which is at least 51% owned by black people;
 - (ii) an EME or QSE which is at least 51% owned by black people who are youth;
 - (iii) an EME or QSE which is at least 51% owned by black people who are women;
 - (iv) an EME or QSE which is at least 51% owned by black people with disabilities;
 - (v) an EME or QSE which is 51% owned by black people living in rural or underdeveloped areas or townships;
 - (vi) a cooperative which is at least 51% owned by black people;
 - (vii) an EME or QSE which is at least 51% owned by black people who are military veterans;
 - (viii) an EME or QSE.
- (2) A tender that fails to meet any pre-qualifying criteria stipulated in the tender documents is an unacceptable tender

30. Procurement from tertiary institutions

- (a) Where the municipality is in need of a service provided by only tertiary institutions, such services must be procured through a tendering process with the identified tertiary institutions.
 - (b) Tertiary institutions referred to in subparagraph (a) will be required to submit their B-BBEE status in terms of the specialized scorecard contained in the B-BBEE Codes of Good Practice.
-

-
- (c) Should the municipality require a service that can be provided by one or more tertiary institutions or public entities and enterprises from the private sector, the appointment of a contractor will be done by means of a tendering process.
 - (d) Public entities must be required to submit their B-BBEE status in terms of the specialized scorecard contained in the B-BBEE Codes of Good Practice.
 - (e) For purposes of this paragraph, a tendering process includes a written offer in a prescribed or stipulated form in response to an invitation by the municipality for the provision of services, works or goods, through price quotations, advertised competitive tendering processes or proposals.

31. Re-invitation of tenders

The accounting officer must re-invite tenders cancelled in terms of paragraphs 29(3.3) and 29(4.3) and must, in the new tender documents, stipulate the correct preference point system to be applied.

32. Bid evaluation committees

- (1) A bid evaluation committee must, as far as possible, be composed of-
 - (a) officials from departments requiring the goods or services; and
 - (b) at least one supply chain management practitioner of the municipality.
- (2) A bid evaluation committee must -
 - (a) evaluate bids in accordance with the relevant bid specification, inclusive of unconditional discounts, sub-contracting and this policy; and
 - (b) evaluate each bidder's ability to execute the contract provided that, where bids are invited on the basis of functionality as a criterion, they must be evaluated in the following two stages:
 - (i) **First stage - evaluation of functionality**
 - (a) bids must be evaluated in terms of the evaluation criteria embodied in the bid specification. The amendment of evaluation criteria, weights, applicable values and/or the minimum qualifying score for functionality after the closure of bids is not allowed as this may jeopardize the fairness of the process;
 - (b) a bid will be considered further if it achieves the prescribed minimum qualifying score for functionality;
 - (c) bids that fail to achieve the minimum qualifying score for functionality must be disqualified;
 - (d) score sheets should be prepared and provided to panel members to evaluate the bids;
 - (e) a score sheet should contain all the criteria and the weight for each criterion as well as the values to be applied for evaluation as indicated in the bid specification or terms of reference;

-
- (f)** each panel member should, after thorough evaluation, independently award his own value to each individual criterion;
- (g)** score sheets should be signed by panel members and if necessary, a written motivation may be requested from panel members where vast discrepancies in the values awarded for each criterion exist -

provided that if the minimum qualifying score for functionality is indicated as a percentage in the bid specification, the percentage scored for functionality may be calculated as follows:

- (h)** the value awarded for each criterion should be multiplied by the weight for the relevant criterion to obtain the score for the various criteria;
- (i)** the scores for each criterion should be added to obtain the total score; and
- (j)** the following formula should be used to convert the total score to percentage for functionality:

$$Ps = \frac{So}{Ms} \times 100$$

Where:

Ps = percentage scored for functionality by bid under consideration

So = total score of bid under consideration

Ms = maximum possible score

- (k)** the percentage of each panel member should be added and divided by the number of panel members to establish the average percentage obtained by each bidder for functionality.

(ii) Second stage - Evaluation in terms of the 80/20 or 90/10 preference point systems

Only bids that achieve the minimum qualifying score / percentage for functionality must be evaluated further in accordance with the bid specification.

(c) evaluate bids based on a stipulated minimum threshold for local production and content as required in the relevant bid specification in the following two stages:

(i) First stage – Evaluation in terms of the stipulated minimum threshold for local production and content

(a) bids must be evaluated in terms of the evaluation criteria stipulated in the bid specification. The amendment of the stipulated minimum threshold for local production and content after the closure of bids is not allowed as this may jeopardize the fairness of the process;

(b) a bid must be disqualified if:

- the bidder fails to achieve the stipulated minimum threshold for local production and content; and
- the Declaration Certificate for Local Content (Form MBD 6.2) is not submitted as part of the bid;

(c) calculate the local content (LC) as a percentage of the bid price in accordance with the SABS approved technical specification number SATS 1286: 201x;

(d) verify the accuracy of the rates of exchange quoted by the bidder in paragraph 4.1 of the Declaration Certificate for Local Content (Form MBD 6.2)

(ii) Second stage - Evaluation in terms of the 80/20 or 90/10 preference point systems

(e) only bids that achieve the minimum stipulated threshold for local production and content must be evaluated further in accordance with the relevant preference point system referred to in the bid specification.

(f) where appropriate, prices may be negotiated only with short listed or preferred bidders. Such negotiations must, however, not prejudice any other bidders.

(d) check in respect of the recommended bidder **and its directors** whether or not such bidder's **and its directors** municipal rates and taxes and municipal service charges are not in arrears;

(e) verify the status of recommended bidders (including their directors(s), owners(s) or trustee(s)) by checking the Data Base of Restricted Suppliers maintained by National Treasury in order to ensure that no recommended bidder or any of its directors/owners/trustees are listed as companies or persons prohibited from doing business with the public sector.

-
- (f) submit to the adjudication committee a report and recommendations regarding the award of the bid or any other related matter provided that:
 - (i) a contract must be awarded to the bidder who scored the highest total number of points in terms of the preference points systems referred to in paragraphs 29(3.3) and 29(4.3) as may be applicable; and
 - (ii) in exceptional circumstances and as provided in paragraph 29(7.2) of this policy, a contract may be awarded to a bidder that did not score the highest number of points provided that the reasons for such a recommendation must be recorded for audit purposes and be defensible in a court of law.

33. Bid adjudication committees

- (1) A bid adjudication committee must consist of at least four senior managers of the municipality which must include -
 - (a) the chief financial officer or, if the chief financial officer is not available, another manager in the budget and treasury office reporting directly to the chief financial officer and designated by the chief financial officer; and
 - (b) at least one senior supply chain management practitioner who is an official of the municipality; and
 - (c) a technical expert in the relevant field who is an official of the municipality if the municipality has such an expert;
 - (d) the accounting officer may second a person with same authority as a member of the committee, temporarily in the event of a member being sick or on leave;
 - (e) a Quorum for the bid adjudication committee shall be, half plus one (rounded up to nearest whole number) member of the total number of members with voting rights.
- (2) The accounting officer must appoint the chairperson of the committee who shall preferably be the chief financial officer. If the chairperson is absent from a meeting, the members of the committee who are present must elect one of them to preside at the meeting and such election must be recorded in the minutes of the meeting concerned.
- (3) Only with the consent of the accounting officer and upon request by the bid adjudication committee, a member of a bid specification, bid evaluation committee and/or an advisor or person assisting these committees may be a member of a bid adjudication committee for the purpose of providing clarity and an explanation of difficult technical aspects relating to the bid being adjudicated.
- (4) A bid adjudication committee must –
 - (a) consider the report and recommendations of the bid evaluation committee submitted in terms of paragraph 32; and
 - (b) either –

-
- (i) depending on its delegations, make a final award or a recommendation to the accounting officer to make the final award; or
 - (ii) make another recommendation to the accounting officer on how to proceed with the relevant procurement.
 - (5) If the bid adjudication committee decides to award a bid other than the one recommended by the bid evaluation committee, the bid adjudication committee must prior to awarding the bid -
 - (a) check in respect of the preferred bidder whether that bidder's municipal rates and taxes and municipal service charges are not in arrears; and
 - (b) notify the accounting officer.
 - (6) The accounting officer may -
 - (a) after due consideration of the reasons for the deviation, ratify or reject the decision of the bid adjudication committee referred to in subparagraph 5(a); and
 - (b) if the decision of the bid adjudication committee is rejected, refer the decision of the adjudication committee back to that committee for reconsideration.
 - (7) The accounting officer may, at any stage of a bidding process, refer any recommendation made by the evaluation committee or the adjudication committee back to that committee for reconsideration of the recommendation.
 - (8) If a tender other than the one recommended in the normal course of implementing this policy is approved, the accounting officer must, in writing and within 10 working days, notify the Auditor-General and the National and Provincial Treasuries of the reasons for deviating from such recommendation.
 - (9) Subparagraph 8 does not apply if a different tender was approved in order to rectify an irregularity.

34. Procurement of banking services

- (1) A contract for banking services -
 - (a) must be procured through competitive bids;
 - (b) must be consistent with section 7 or 85 of the Act; and
 - (c) may not be for a period of more than five years at a time.
- (2) The process for procuring a contract for banking services must commence at least nine months before the end of an existing contract.
- (3) The closure date for the submission of bids may not be less than 60 days from the date on which the advertisement is placed in a newspaper in terms of paragraph 23 (1).
- (4) Bids must be restricted to banks registered in terms of the Banks Act, 1990 (Act No. 94 of 1990).

35. Procurement of IT related goods or services

- (1) The accounting officer may request the State Information Technology Agency (SITA) to assist with the acquisition of IT related goods or services through a competitive bidding process.
- (2) Both parties must enter into a written agreement to regulate the services rendered by, and the payments to be made to, SITA.
- (3) The accounting officer must notify SITA together with a motivation of the IT needs if -
 - (a) the transaction value of IT related goods or services required in any financial year will exceed R50 million (VAT included); or
 - (b) the transaction value of a contract to be procured whether for one or more years exceeds R50 million (VAT included).
- (4) If SITA comments on the submission and the municipality does not agree with such comments, the comments and the reasons for rejecting or not following such comments must be submitted to the council, the National and Provincial Treasuries and the Auditor-General.

36. Procurement of goods and services under contracts secured by other organs of state

- (1) The accounting officer may procure goods or services under a contract secured by another organ of state, but only if -
 - (a) the contract has been secured by that other organ of state by means of a competitive bidding process applicable to that organ of state;
 - (b) there is no reason to believe that such contract was not validly procured;
 - (c) there are demonstrable discounts or benefits to do so; and
 - (d) that other organ of state and the provider have consented to such procurement in writing.
- (2) Subparagraphs (1) (c) and (d) do not apply if -
 - (a) a municipal entity procures goods or services through a contract secured by its parent municipality; or
 - (b) a municipality procures goods or services through a contract secured by a municipal entity of which it is the parent municipality.

37. Procurement of goods necessitating special safety arrangements

- (1) The acquisition and storage of goods in bulk (other than water), which necessitate special safety arrangements, including gasses and fuel, should be avoided where ever possible.
- (2) Where the storage of goods in bulk is justified, such justification must be based on sound reasons, including the total cost of ownership, cost advantages and environmental impact and must be approved by the accounting officer.

38. Proudly SA Campaign

The municipality supports the Proudly SA Campaign to the extent that, all things being equal, preference is given to procuring local goods and services from:

Firstly – suppliers and businesses within the Bergvriër municipal area;

Secondly – suppliers and businesses within the West Coast district municipal area and Western Cape provincial area;

Thirdly – suppliers and businesses within the rest of Republic of South Africa.

39. Appointment of consultants

- (1)** The accounting officer may procure consulting services provided that any Treasury guidelines in respect of consulting services are taken into account when such procurements are made.
- (2)** Consultancy services must be procured through competitive bids if -
 - (a)** the value of the contract exceeds R200 000 (VAT included); or
 - (b)** the duration period of the contract exceeds one year.
- (3)** In addition to any requirements prescribed by this policy for competitive bids, bidders must furnish particulars of -
 - (a)** all consultancy services provided to an organ of state in the last five years; and
 - (b)** any similar consultancy services provided to an organ of state in the last five years.
- (4)** The accounting officer must ensure that copyright in any document produced, and the patent rights or ownership in any plant, machinery, thing, system or process designed or devised by a consultant in the course of the consultancy service is vested in the municipality.

40. Deviation from, and ratification of minor breaches of, procurement processes

- (1)** The accounting officer may -
 - (a)** dispense with the official procurement processes established by this policy and procure any required goods or services through any convenient process, which may include direct negotiations, but only -
 - (i)** in an emergency;
 - (ii)** if such goods or services are produced or available from a single provider only;
 - (iii)** for the acquisition of special works of art or historical objects where specifications are difficult to compile;
 - (iv)** acquisition of animals for zoos and/or nature and game reserves; or

-
- (v) in any other exceptional case where it is impractical or impossible to follow the official procurement processes; and
 - (b) ratify any minor breaches of the procurement processes by an official or committee acting in terms of delegated powers or duties which are purely of a technical nature.
- (2) The accounting officer must record the reasons for any deviations in terms of subparagraphs (1) (a) and (b) of this policy and report them to the next meeting of the council and also include such reasons as a note to the annual financial statements.
 - (3) Subparagraph (2) does not apply to the procurement of goods and services contemplated in paragraph 11(2) of this policy.

41. Unsolicited bids

- (1) An unsolicited bid is a bid that is submitted by a prospective supplier to the municipality without any procurement requirement first having been identified and advertised. This situation arises when a supplier identifies an opportunity to render services or supply products not ordinarily required by the municipality.
- (2) In accordance with section 113 of the Act, there is no obligation upon the municipality to consider unsolicited bids received outside a normal bidding process.
- (3) The accounting officer may decide in terms of section 113(2) of the Act to consider an unsolicited bid but only if -
 - (a) the product or service offered in terms of the bid is a demonstrably or proven unique innovative concept;
 - (b) the product or service will be exceptionally beneficial to the municipality or have exceptional cost advantages;
 - (c) the person who made the bid is the sole provider of the product or service concerned; and
 - (d) the reasons for not going through the normal bidding processes are found to be sound by the accounting officer.
- (4) If the accounting officer decides to consider an unsolicited bid that complies with subparagraph (3), his decision must be made public in accordance with section 21A of the Municipal Systems Act, together with -
 - (a) reasons as to why the bid should not be open to other competitors;
 - (b) an explanation of the potential benefits if the unsolicited bid were accepted; and
 - (c) an invitation to the public or other potential suppliers to submit their comments on the proposal within 30 days of the publication of the relevant notice.
- (5) The accounting officer must submit all written comments received pursuant to subparagraph (4), including any responses from the unsolicited bidder, to the National and Provincial Treasuries for comment.

-
- (6) Subject to subparagraphs (7) and (8) below, the adjudication committee must consider the unsolicited bid and may, depending on its delegations, award the bid or make a recommendation to the accounting officer.
 - (7) A meeting of the adjudication committee to consider an unsolicited bid must be open to the public.
 - (8) When considering the matter, the adjudication committee must take into account -
 - (a) any comments submitted by the public; and
 - (b) any written comments and recommendations of the National and Provincial Treasuries.
 - (9) If any recommendations of the National and Provincial Treasuries are rejected or not followed, the accounting officer must submit to the Auditor-General and the National and Provincial Treasuries the reasons for rejecting or not following those recommendations.
 - (10) Such submission must be made within seven days after the decision on the award of the unsolicited bid is taken, but no contract committing the municipality to the bid may be entered into or signed within 30 days of the submission.
 - (11) The processes to be followed by the municipality with regard to the acceptance or rejection of an unsolicited bid shall clearly be made known to the bidder who submits the unsolicited bid concerned.
 - (12) The council shall exercise caution when interviewing a potential supplier or a person who may wish to offer services to the municipality in circumstance which may be tantamount to the submission of or negotiation with regard to an unsolicited bid and shall not do anything or cause anything to be done which may be contrary to this policy.

42. Combating of abuse of supply chain management system

- (1) The accounting officer must-
 - (a) take all reasonable steps to prevent abuse of the supply chain management system;
 - (b) investigate any allegations against an official or other role player of fraud, corruption, favouritism, unfair or irregular practices or failure to comply with this policy, and when justified -
 - (i) take appropriate steps against such official or other role player; or
 - (ii) report any alleged criminal conduct to the South African Police Service;
 - (c) check the National Treasury's database prior to awarding any contract to ensure that no recommended bidder, or any of its directors, is listed as a person prohibited from doing business with the public sector;
 - (d) reject any bid from a bidder –

-
- (i) if any municipal rates and taxes or municipal service charges owed by that bidder or any of its directors to the municipality, or to any other municipality or municipal entity, are in arrears for more than three months; or
 - (ii) who during the last five years has failed to perform satisfactorily on a previous contract with the municipality or any other organ of state after written notice was given to that bidder that performance was unsatisfactory;
- (e) reject a recommendation for the award of a contract if the recommended bidder, or any of its directors, has committed a corrupt or fraudulent act in competing for the particular contract;
- (f) cancel a contract awarded to a person if -
- (i) such person committed any corrupt or fraudulent act during the bidding process or the execution of the contract; or
 - (ii) an official or other role player committed any corrupt or fraudulent act during the bidding process or the execution of the contract that benefited that person; and
- (g) Reject the bid of any bidder if that bidder or any of its directors -
- (i) has abused the supply chain management system of the municipality or has committed any improper conduct in relation to such system;
 - (ii) has been convicted for fraud or corruption during the past five years;
 - (iii) has willfully neglected, reneged on or failed to comply with any government, municipal or other public sector contract during the past five years; or
 - (iv) has been listed in the Register for Tender Defaulters in terms of section 29 of the Prevention and Combating of Corrupt Activities Act (No 12 of 2004).
- (2) The accounting officer must inform the National and Provincial Treasuries in writing of any actions taken in terms of subparagraphs (1)(b)(ii), (e) or (f) above.
- (3) If the accounting officer, on reasonable grounds, believes that a bidder or a contractor has engaged in bid rigging, he shall refer the matter to the Competition Tribunal for investigation and the taking of action against the bidder or contractor concerned in a manner contemplated in the Competition Act No. 89 of 1998.

Part 3: Logistics, Disposal, Risk and Performance Management

43. Logistics management

The accounting officer must establish and implement an effective system of logistics management, which must include -

- (a) the monitoring of spending patterns on types or classes of goods and services incorporating, where practical, the coding of items to ensure that each item has a unique number;

-
- (b) the setting of inventory levels that includes minimum and maximum levels and lead times wherever goods are placed in stock;
 - (c) the placing of manual or electronic orders for all acquisitions other than those from petty cash;
 - (d) before payment is approved , certification by the responsible officer that the goods and services are received or rendered on time and is in accordance with the order, the general conditions of contract and specifications where applicable and that the price charged is as quoted in terms of a contract;
 - (e) appropriate standards of internal control and warehouse management to ensure that goods placed in stores are secure and only used for the purpose for which they were purchased;
 - (f) regular checking to ensure that all assets including official vehicles are properly managed, appropriately maintained and only used for official purposes; and
 - (g) monitoring and review of the supply vendor performance to ensure compliance with specifications and contract conditions for particular goods or services.

44. Disposal management

- (1) In terms of section 14 of the Act, the municipality may not transfer ownership as a result of sale or other transaction or otherwise permanently dispose of a capital asset needed to provide the minimum level of basic municipal services.
- (2) A municipality may transfer ownership or otherwise dispose of capital asset other than one contemplated in subsection (1), but only after the council, in a meeting open to the public-
 - (a) has decided on reasonable grounds that the asset is not needed to provide the minimum level of basic municipal services; and
 - (b) has considered the fair market value of the asset and the economic and community value to be received in exchange for the asset.
- (3) Assets may be disposed of by -
 - (i) transferring the asset to another organ of state in terms of a provision of the Act enabling the transfer of assets;
 - (ii) transferring the asset to another organ of state at market related value or, when appropriate, free of charge;
 - (iii) selling the asset; or
 - (iv) destroying the asset.
- (4) The accounting officer must ensure that -
 - (a) when immovable property is sold by means of a competitive bidding process, the highest price offered shall be accepted, provided such price is equal to or higher than the market related price for the relevant immovable property;
 - (b) in other cases, only at a market related price except when the public interest or the plight of the poor demands otherwise in which event the sale price shall be determined in accordance with the applicable land disposal or indigent

- (c) movable assets are sold either by way of written price quotations, a competitive bidding process or by public auction at the highest offered price, provided such price is market related;
 - (d) firearms are not sold or donated to any person or institution within or outside the Republic unless approved by the National Conventional Arms Control Committee;
 - (e) immovable property is let at market related rentals except when the public interest or the plight of the poor demands otherwise in which event the rental shall be determined in accordance with the applicable land disposal or indigent support policy adopted by the council;
 - (f) all fees, charges, rates, tariffs, scales of fees or other charges relating to the letting of immovable property are annually reviewed;
 - (g) where assets are traded in for other assets, the highest possible trade-in price is negotiated; and
 - (h) in the case of the free disposal of computer equipment, the provincial department of education is first approached to indicate, within 30 days, whether any of the local schools are interested in the equipment.
- (5) This paragraph must be read with and applied in conjunction with the Municipal Asset Transfer Regulations contained in Government Notice R. 878 of 22 August 2008 and the associated policies adopted by the council. In the event of conflict, the provisions of the aforesaid Regulations shall be applied.

45. Risk management

- (1) The accounting officer must establish and implement an effective system of risk management for the identification, consideration and avoidance of potential risks in the supply chain management system.
- (2) Risk management must include -
 - (a) the identification of risks on a case-by-case basis;
 - (b) the allocation of risks to the party best suited to manage such risks;
 - (c) acceptance of the cost of the risk where the cost of transferring the risk is greater than that of retaining it;
 - (d) the management of risks in a pro-active manner and the provision of adequate cover for residual risks; and
 - (e) the assignment of relative risks to the contracting parties through clear and unambiguous contract documentation.

46. Performance management

The accounting officer must establish and implement an internal monitoring system in order to determine, on the basis of a retrospective analysis, whether the authorized supply chain management processes were followed and whether the objectives of this policy were achieved.

Part 4: Other matters

47. Prohibition on awards to persons whose tax matters are not in order

- (1) No award above R 15 000 may be made in terms of this policy to a person whose tax matters have not been declared by the South African Revenue Service to be in order.
- (2) Before making an award to a person, the accounting officer must first check with SARS whether that person's tax matters are in order.
- (3) If SARS does not respond within 7 days of request for confirmation in terms of subparagraph (2), such person's tax matters may for purposes of subparagraph (1) be presumed to be in order.
- (4) Allow service providers 7 days to rectify their online status with SARS if it shows non-compliant or in-active.

48. Prohibition on awards to persons in the service of the state

Irrespective of the procurement process followed, no award may be made to a person in terms of this policy -

- (a) who is in the service of the state;
- (b) if that person is not a natural person, of which any director, manager, principal shareholder or stakeholder is a person in the service of the state; or
- (c) who is an advisor or consultant contracted with the municipality.

49. Awards to close family members of persons in the service of the state

The accounting officer must ensure that the notes to the annual financial statements disclose particulars of any award of more than R2 000 to a person who is a spouse, child or parent of a person in the service of the state, or has been in the service of the state in the previous twelve months, including -

- (a) the name of that person;
- (b) the capacity in which that person is in the service of the state; and
- (c) the amount of the award.

50. Ethical standards

- (1) The code of ethical standards annexed to this policy as Annexure A shall apply to all officials and other role players in the supply chain management system of the municipality in order to promote -
 - (a) mutual trust and respect; and
 - (b) an environment where business can be conducted with integrity and in a fair and reasonable manner.
- (2) A breach of the aforesaid code of ethics must be dealt with as follows -
 - (a) in the case of an employee, in terms of the disciplinary procedures of the municipality envisaged in section 67(1)(h) of the Municipal Systems Act;

~~(b) in the case a role player who is not an employee, through other appropriate means with due regard to the severity of the breach;~~

(c) in all cases, financial misconduct must be dealt with in terms of chapter 15 of the Act.

51. Inducements, rewards, gifts and favours to municipalities, officials and other role players

- (1) No person who is a provider or prospective provider of goods or services or a recipient or prospective recipient of goods disposed of or to be disposed of may either directly or through a representative or intermediary promise, offer or grant -
 - (a) any inducement or reward to the municipality for or in connection with the award of a contract; or
 - (b) any reward, gift, favour or hospitality to -
 - (i) any official; or
 - (ii) any other role player involved in the implementation of this policy.
- (2) The accounting officer must promptly report any alleged contravention of subparagraph 1 to the National Treasury for considering whether the offending person, and any representative or intermediary through which such person is alleged to have acted, should be listed in the National Treasury's database of persons prohibited from doing business with the public sector.
- (3) Subparagraph (1) does not apply to gifts less than R350 in value.

52. Sponsorships

The accounting officer must promptly disclose to the National and Western Cape Provincial Treasury any sponsorship promised, offered or granted, whether directly or through a representative or intermediary by any person who is -

- (a) a provider or prospective provider of goods or services to the municipality; or
- (b) a recipient or prospective recipient of goods disposed of or to be disposed of by the municipality.

53. Objections and complaints

Persons aggrieved by decisions or actions taken in the implementation of the supply chain management system, may lodge with the accounting officer, within 14 days of the decision or action, a written objection or complaint against the decision or action concerned.

54. Resolution of disputes, objections, complaints and queries

- (1) The accounting officer must appoint an independent and impartial person, not directly involved in the supply chain management processes -
 - (a) to assist in the resolution of disputes between the municipality and other persons regarding -
 - (i) any decisions or actions taken in the implementation of the supply chain management system; or

-
- (ii) any matter arising from a contract awarded in the course of the supply chain management system; or
 - (b) to deal with objections, complaints or queries regarding any such decisions or actions or any matters arising from such contract.
 - (2) The accounting officer or another official designated by the accounting officer is responsible for assisting the appointed person to perform his or her functions effectively.
 - (3) The person appointed must -
 - (a) strive to resolve promptly all disputes, objections, complaints or queries received; and
 - (b) submit monthly reports to the accounting officer on all disputes, objections, complaints or queries received, attended to or resolved.
 - (4) A dispute, objection, complaint or query may be referred to the Western Cape Provincial Treasury if -
 - (a) the dispute, objection, complaint or query is not resolved within 60 days of lodgement; or
 - (b) no response is forthcoming within 60 days of lodgement.
 - (5) If the Western Cape Provincial Treasury does not or cannot resolve the matter, the dispute, objection, complaint or query concerned may be referred to the National Treasury for resolution.
 - (6) This paragraph must not be read as affecting a person's rights to approach a competent court for such order as may be just and necessary in the circumstances at any time.

55. Contracts providing for compensation based on turnover

If a service provider acts on behalf of the municipality to provide any service or act as a collector of fees, service charges or taxes and the compensation payable to the service provider is fixed as an agreed percentage of turnover for the service or the amount collected, the contract between the service provider and the municipality must stipulate -

- (a) a cap on the compensation payable to the service provider; and
- (b) that such compensation must be performance based.

56. Contract Management – issue of variation orders

- (a) The accounting officer or nominee may, subject to subparagraphs (b) to (d) authorize the issue of variation orders in respect of contract specifications or conditions of contract in order to accommodate costs for additional work either unforeseen when contracts were awarded for infrastructure projects, essential or necessary additional work or in instances where factors beyond the control of an appointed contractor has led to or will lead to a delay in a contract completion date.

-
- (b) A variation order may only be issued after -
 - (i) the need for such order has been fully motivated by the responsible project manager and supported by the head of department concerned; and
 - (ii) the chief financial officer has certified that funds are available to cover the cost the required additional work.
 - (c) A request for the issue of a variation order in an amount exceeding R200 000 shall first be referred to the Bid Adjudication Committee which considered the initial bid for approval provided that the accounting officer may constitute a new Bid Adjudication Committee for this purpose.
 - (d) No request for a variation order may be approved in circumstance where new bids may be invited for the additional work concerned.
 - (e) The line manager responsible for the implementation of a project undertaken either departmentally or through an appointed contractor must keep a proper record of all variation orders issued in respect of a project.
 - (f) The original copy of an issued variation order must be filed with the original bid and contract documents;
 - (g) The responsible line manager must, upon completion of additional work or the expiry of any extended contract period authorized by a variation order, certify that the terms and conditions of such variation order have been complied with.

57. Application of policy to municipal entities

- (a) The provisions of this policy generally do not apply to municipal entities.
- (b) The supply chain management system of a municipal entity shall be applied with due regard to the provisions of this policy and the Regulations and, in the event of conflict, the provisions of the Regulations shall enjoy preference.

58. Fronting

- (a) For purposes of this paragraph, "fronting" shall include the under-mentioned acts on the part of a tenderer or any person or party associated with a tenderer:
 - (i) **Window-dressing:** This includes cases in which black people are appointed or introduced to an enterprise on the basis of tokenism and may subsequently be discouraged or inhibited from substantially participating in the core activities of the enterprise concerned and/or be discouraged or inhibited from substantially participating in the declared areas and/or levels of their participation;
 - (ii) **Benefit Diversion:** This includes initiatives where the economic benefits received by an organization for having B-BBEE Status do not flow to black people in the ratio specified by law;

-
- (iii) **Opportunistic Intermediaries:** This includes enterprises that have concluded agreements with other enterprises in order to leverage the opportunistic intermediary's favourable B-BBEE status in circumstances where the agreement involves:
- (a) Significant limitations or restrictions on the identity of the opportunistic intermediary's suppliers, service providers, clients or customers;
 - (b) The maintenance of their business operations in a context reasonably considered improbable having regard to resources; and
 - (c) Terms and conditions that are not negotiated at arms-length on a fair and reasonable basis.
- (b) Where the accounting office detects fronting, he must act against a tenderer concerned in terms of paragraph 29(8.4) and, in addition, report such fronting to the Department of Trade and Industry.

58. Commencement

This policy takes effect on 01 June 2018.

BERGRIVIER MUNICIPALITY

**CODE OF CONDUCT FOR SUPPLY CHAIN MANAGEMENT PRACTITIONERS AND
OTHER ROLE PLAYERS**

The purpose of this Code of Conduct is to promote mutual trust and respect and an environment where business can be conducted with integrity and in a fair and reasonable manner.

1. General Principles

The municipality commits itself to a policy of fair dealing and integrity in the conducting of its business. Officials and other role players involved in supply chain management (SCM) are in a position of trust which implies a duty to act in the public interest. Officials and other role players should not perform their duties to unlawfully gain any form of compensation, payment or gratuity from any person, or provider / contractor either for themselves, their family, their friends and business associates.

Officials and other role players involved in SCM should ensure that they perform their duties efficiently, effectively and with integrity, in accordance with the relevant legislation, policies and guidelines. They should ensure that public resources are administered responsibly.

Officials and other role players involved in SCM should be fair and impartial in the performance of their functions. They should, at no time, afford any undue preferential treatment to any group or individual or unfairly discriminate against any group or individual, they should also not abuse the power and authority vested in them.

2. Conflict of interest

An official or other role player involved with supply chain management -

- (a)** must treat all providers and potential providers equitably and fairly;
- (b)** may not use his or her position for private gain or to improperly benefit another person;
- (c)** may not accept any reward, gift, favour, hospitality or other benefit directly or indirectly, including to any close family member, partner or associate of that person, of a value more than R350;
- (d)** must declare to the accounting officer details of any reward, gift, favour, hospitality or other benefit promised, offered or granted to that person or to any close family member, partner or associate of that person;
- (e)** must declare to the accounting officer details of any private or business interest which that person, or any close family member, partner or associate, may have in any proposed procurement or disposal process, or in any award of a contract by the municipality;
- (f)** must immediately withdraw from participating in any manner whatsoever in a procurement or disposal process or in the award of a contract in which that person, or any close family member, partner or associate, has any private or business interest;

-
- (g) must declare any business, commercial and financial interests or activities undertaken for financial gain that may raise a possible conflict of interest;
 - (h) should not place him/herself under any financial or other obligation to outside individuals or organizations that might seek to influence them in the performance of their official duties; and
 - (i) should not take improper advantage of their previous office after leaving their official position.

3. Accountability

- 3.1 Practitioners are accountable for their decisions and actions to the public.
- 3.2 Practitioners should use public property scrupulously.
- 3.3 Only accounting officers or their delegates have the authority to commit the municipality to any transaction for the procurement of goods and / or services.
- 3.4 All transactions conducted by a practitioner should be recorded and accounted for in an appropriate accounting system. Practitioners should not make any false or misleading entries into such a system for any reason whatsoever.
- 3.5 Practitioners must assist the accounting officer in combating fraud, corruption, favoritism and unfair and irregular practices in the supply chain management system.
- 3.6 Practitioners must report to the accounting officer any alleged irregular conduct in the supply chain management system which that person may become aware of, including but not limited to -
 - (i) any alleged fraud, corruption, favoritism or unfair conduct;
 - (ii) any alleged contravention of the policy on inducements, rewards, gifts and favours to municipalities or municipal entities, officials or other role players; and
 - (iii) any alleged breach of this code of conduct.
- 3.7 Any declarations made must be recorded in a register which the accounting officer must keep for this purpose. Any declarations made by the accounting officer must be made to the mayor who must ensure that such declaration is recorded in the register.

4. Openness

Practitioners should be as open as possible about all the decisions and actions that they take. They should give reasons for their decisions and restrict information only if it is in the public interest to do so.

5. Confidentiality

- 5.1 Any information that is the property of the municipality or its providers should be protected at all times. No information regarding any bid/contract/bidder/contractor may be revealed if such an action will infringe on the relevant bidder's/contractors personal rights.

5.2 Matters of confidential nature in the possession of officials and other role players involved in SCM should be kept confidential unless legislation, the performance of duty or the provisions of law requires otherwise. Such restrictions also apply to officials and other role players involved in SCM after separation from service.

6. Bid Specification / Evaluation / Adjudication Committees

6.1 Bid specification, evaluation and adjudication committees should implement supply chain management on behalf of the municipality in an honest, fair, impartial, transparent, cost-effective and accountable manner.

6.2 Bid evaluation / adjudication committees should be familiar with and adhere to the prescribed legislation, directives and procedures in respect of supply chain management in order to perform effectively and efficiently.

6.3 All members of bid adjudication committees should be cleared by the accounting officer at the level of "CONFIDENTIAL" and should be required to declare their financial interest annually.

6.4 No person should-

6.4.1 interfere with the supply chain management system of the municipality; or

6.4.2 Amend or tamper with any price quotation / bid after its submission.

7. Combative Practices

Combative practices are unethical and illegal and should be avoided at all cost. They include but are not limited to:

(i) suggestions to fictitious lower quotations;

(ii) reference to non-existent competition;

(iii) exploiting errors in price quotations / bids;


(iv) soliciting price quotations / bids from bidders / contractors whose names appear on the Register for Tender Defaulters.

ANNEXURE B**SCHEDULE TO SMALL BUSINESSES ACT NO. 102 OF 1996**

Column 1	Column 2	Column 3	Column 4	Column 5
Sector or sub-sector in accordance with the Standard Industrial Classification	Size of class	The total full-time equivalent of paid employees	Total turnover	Total gross asset value (fixed property excluded)
Agriculture	Medium	100	R 5 m	R 5 m
	Small	50	R 3 m	R 3 m
	Very small	10	R 0.50 m	R 0.50 m
	Micro	5	R 0.20 m	R 0.10 m
Mining and Quarrying	Medium	200	R 39 m	R 23 m
	Small	50	R 10 m	R 6 m
	Very small	20	R 4 m	R 2 m
	Micro	5	R 0.20 m	R 0.10 m
Manufacturing	Medium	200	R 51 m	R 19 m
	Small	50	R 13 m	R 5 m
	Very small	20	R 5 m	R 2 m
	Micro	5	R 0.20 m	R 0.10 m
Electricity, Gas and Water	Medium	200	R 51 m	R 19 m
	Small	50	R 13 m	R 5 m
	Very small	20	R 5.10 m	R 1.90 m
	Micro	5	R 0.20 m	R 0.10 m
Construction	Medium	200	R 26 m	R 5 m
	Small	50	R 6 m	R 1 m
	Very small	20	R 3 m	R 0.50 m
	Micro	5	R 0.20 m	R 0.10 m
Retail and Motor Trade and Repair Services	Medium	200	R 39 m	R 6 m
	Small	50	R 19 m	R 3 m
	Very small	20	R 4 m	R 0.60 m
	Micro	5	R 0.20 m	R 0.10 m
Wholesale Trade, Commercial Agents and Allied Services	Medium	200	R 64 m	R 10 m
	Small	50	R 32 m	R 5 m
	Very small	20	R 6 m	R 0.60 m
	Micro	5	R 0.20 m	R 0.10 m
Catering, Accommodation and other Trade	Medium	200	R 13 m	R 3 m
	Small	50	R 6 m	R 1 m
	Very small	20	R 5.10 m	R 1.90 m
	Micro	5	R 0.20 m	R 0.10 m
Transport, Storage and Communications	Medium	200	R 26 m	R 6 m
	Small	50	R 13 m	R 3 m
	Very small	20	R 3 m	R 0.60 m
	Micro	5	R 0.20 m	R 0.10 m
Finance and Business Services	Medium	200	R 26 m	R 5 m
	Small	50	R 13 m	R 3 m
	Very small	20	R 3 m	R 0.50 m
	Micro	5	R 0.20 m	R 0.10 m
Community, Social and Personal Services	Medium	200		
	Small	50		
	Very small	20		
	Micro	5		

BERGRIVIER

Munisipaliteit / Municipality



BORROWING POLICY

	INDEX	PAGE
1. INTRODUCTION		2
2. POLICY FRAMEWORK		2
3. OBJECTIVES		2
4. DUE DELIGENCE		3
5. DELEGATIONS		3
6. MANGEMENT AND INTERNAL CONTROL PROCEDURES		4
7. DEBT		4
7.1. Debt Management		4
7.2. Debt Ethics		5
7.3. Types of Debt		5
7.4. Security for Debt		7
7.5. Procedures for debt approval and securities		8
7.6. Cost of Debt		10
7.7. Competitive Bidding		10
7.8. Types of Debt and Financing sources		10
7.9. Commission or Cost		11
7.10. Performance		11
7.11. Forbidden activities		11
7.12. Reporting		12
8. REVIEW OF THE POLICY		12

**Bergrivier Municipality
Borrowing Policy**

1. INTRODUCTION

In terms of Chapter 6 of the Municipal Finance Management Act, 2003 (Act No. 56 of 2003), (The "Act") the municipality may incur long- and short-term debt, subject to certain conditions.

The municipality sometimes need additional bridging funding for over short-term periods and to finance long-term projects (capital projects).

This Debt Policy provides for the municipality to obtain short- and long-term debt and set out all conditions under which the municipality will be entitled to obtain such debt.

All employees of the municipality should adhere to this policy.

2. POLICY FRAMEWORK

This policy addresses all relevant principles and processes to be followed when obtaining short- and long-term debt, to ensure sufficient management of debt. The policy includes the following:

- Objectives of the policy
- Due diligence
- Delegations
- Management and internal control procedures
- Debt Management
- Types of Debt
- Securities for Debt
- Approval procedures
- Cost of Debt
- Competitive selection of bids
- Types of Debt and financing sources
- Commission and discounts
- Forbidden activities
- Reporting and monitoring of requirements
- Review of the policy

3. OBJECTIVES

The objectives of this policy are to ensure optimal performance with the lowest possible risk through managing the debt, and to ensure accountability, responsibility and transparency throughout the process.

4. DUE DELIGENCE

Each official involved in the process of debt must do so with such judgments and care, under prevailing circumstances, as a person of prudence, discretion and intelligence would exercise in managing his or her own affairs and with his or her primary goal to protect the municipality's cash resources, the municipality's interests with its funders, and in general the municipality's good name.

Speculation may not be undertaken in any of the processes.

5. DELEGATIONS

The management of all cash resources of the municipality is the responsibility of the Municipal Manager. The Municipal manager will be responsible for:

- the proper implimentation of this policy;
- developing of a relevant system for delegation which will ensure administrative as well as operational effictiveness; and
- appropriate controles on balancing of the managment of cash resources

The Chief Financial Officer, as designated in writing by the Municipal Manager, should advise the Municipal Manager on the exercise of powers and duties with regard to this policy, and assist the Municipal Manager in the administration of the cash resources, bank accounts and debt account.

The Municipal Manager may not delegate any powers or duties in the administration of the municipality's cash resources to any political structure or councilor and no council member is allowed to interfere or attempt to interfere in the management of the municipality's cash resources.

Any delegation by the Municipal Manager in terms of this policy:

- Must be in writing.
- Is subject to any restrictions and conditions as the Municipal Manager shall prescribe.
- May be either to a specific individual or to the holder of a specific position in the municipality and may not be a committee of officials.
- Can not deprive the Municipal Manager of the responsibility concerning the exercise of delegated powers or the performance of the delegated duty.

The municipal manager may question any decision taken as a result of a delegation or sub-delegation in terms of this policy to confirm, amend or repeal, but no such amendment or repeal of an act may be done to break down any rights that would arise as a result of the decision.

For the implementation of this policy, any reference to "Municipal Manager" also means "any other person acting under a delegated power or function as exercising delegated by the Municipal Manager in terms of paragraph 5.

6. MANGEMENT AND INTERNAL CONTROL PROCEDURES

The Municipal Manager, assisted by the Chief Financial Officer must take all reasonable steps to ensure:

- That the municipality have a managerial-, accounting- and information system to maintain all debt-, accounts-, receipting-, withdrawals- and debt transactions.
- That, in the case of debt, amounts due been calculated on a monthly basis.
- That the municipality have a system of internal controls over bank- and debt accounts, receipting-, withdrawal- and debt transactions.

The Internal Audit department should advise the municipal manager and evaluate and report on compliance with the above, at least on an annual basis.

7. DEBT

7.1. Debt Management

The Municipal Manager is responsible for the administration of all debt procedures and must take all reasonable steps to ensure that debts are managed in compliance with all audit requirements and any legal requirements included as prescribed in the Municipal Finance Management Act, 2003 and in particular Chapter 6 of the Act.

The Municipal Manager may delegate the duties, linked to investments, as per paragraph 5 of this policy.

**Bergrivier Municipality
Borrowing Policy**

7.2. Debt Ethics

All officials involved in the debt management process must act with fidelity, honesty, integrity and in the best interest of the municipality and must strive, within the sphere of influence of the officials, to prevent any impairment of the debt of the municipality and other municipalities' good name and solvency problems.

No officials involved in the debt management process should use his or her position or privileges as, or confidential information obtained officials in the process for personal gain or unfair advantage to another person.

The Municipal Manager must report as soon as practicable to the Mayor as well as the National Treasury any alleged violation of the above and may also make recommendations whether the alleged offending party must be listed on the National Treasury's database of persons prohibited from doing any business with the public sector. Any such report by the Municipal Manager must complete details of the alleged violation and a written response from the alleged offending party, as proof that the alleged offending party did receive the allegations in writing and had at least 7 (seven) working days to respond to the allegations.

Any sponsor, offered or granted to the municipality must be immediately reported to the National Treasury.

7.3. Types of Debt

7.3.1. Short-term Debt

To ensure that the municipality has sufficient cash to meet the objectives of local government, as contained in Article 152 of the Constitution of the Republic of South Africa (Act 108 of 1996), it is sometimes necessary to obtain short-term financing in order to finance cash shortages in a financial year to cover the bridging operation and / or temporary capital financing.

Short-term debts may only be incurred if the Council is convinced that it will be refunded during the financial year and a report to the Council should indicate how and when it will be repaid, with specific reference to the conditions set in Article 45 of the Act on Local

**Bergvriev Municipality
Borrowing Policy**

Government: Municipal Finance Management Act (Act No. 56 of 2003).

No debt agreement for short-term debts may be incurred for a period that expires after the end of the financial year in which they are incurred. The Municipal Manager must, as part of the budgeting, determine in time whether the Council will need short term debt for the new financial year ahead and take such steps to ensure that the Council could consider a debt agreement before the date on which the Council will require such financing.

By considering the cash flow of the municipality it must be provided for emergency situations that additional cash may be needed and should be kept in mind to determine whether the Council should enter into short-term debts.

Nothing prevents the Municipal Manager to, if it appears that during the financial year a cash shortage arises, obtain approval from the Council for the introduction of short-term debts. However if it will not be repaid in the same financial year as a result of under-performance in terms of credit control or over expenditure, the Council will not be able to approve such agreement.

The conditions set out in Chapter 6 of the Act on Local Government: Municipal Finance Management, 2003 (Act No. 56 of 2003) must at all times be complied with by the Municipal Manager.

7.3.2. Long-term Debt - Capital Asset

The Council has an obligation to acquire assets and to maintain it in order to ensure service delivery, however it is not always possible for the Council to finance these assets from its own cash reserves. It is for this purpose that the Council may incur long-term debt.

No capital projects may be entered into before the financing sources have been considered, approved and are available. For the purposes of this, "available" means a legally enforceable document in the municipality's possession that

**Bergrivier Municipality
Borrowing Policy**

guarantees the funding. Short-term bridging finance for capital expenditure may be incurred in anticipation of the disbursement of the long-term debt, provided that the long-term financing is "available" and the conditions for engaging in short-term debts, as per par.7.3.1. above, are met.

The cost of long-term assets which may be incurred include the cost of securities, finance costs, advertising, legal, advisory, trustee, credit ratings and other costs of finance, professional services, where it directly applicable to the project and other amounts that the Minister of Finance may approve.

The terms of repayment of any debt must be calculated according to the expected useful life of the assets financed with the debt.

No long-term debt may be incurred if it is not compatible with the municipality's capital budget, excluded for refinancing.

7.3.3. Long-term Debt – Refinancing

The municipality is, in terms of Section 46 (5) of the Act on Local Government: Municipal Finance Management Act, 2003, allowed refinancing of long-term debt with the aim to save on the cost of debt. The Municipal Manager may, for this purpose, at least annually and as part of the budget process evaluate and report to the Council about the cost of existing debt, or if the refinancing is a benefit to the municipality. As part of the evaluation, the Municipal Manager should consider if a once-off payment at the end of the loan period would not be more favorable to the municipality if the repayments are invested in an investment fund with reasonable projected return on such investment.

Refinancing may only be for long-term debt which has been incurred lawfully in the past and with the further condition that the loan period does not exceed the expected lifespan of the assets financed thereby.

7.4. Security for Debt

It is common practice that investors or financiers required security for granting loans. The municipality will provide security for the inclusion of debt, as set out in section 48 of the Act on Local Government: Municipal

**Bergvriev Municipality
Borrowing Policy**

Finance Management Act, 2003, but the Council will consider each form of security, together with the debt agreement.

7.5. Procedures for debt approval and securities

The procedures for approval of debt and debt security as defined in Chapter 6 of the Act on Local Government: Municipal Finance Management Act, 2003, as amended from time to time. For completeness of this policy is shown below:

7.5.1. Short-term Debt

“45 (2) A municipality may incur short-term debt only if –

- (a) a resolution of the municipal council, signed by the mayor, has approved the debt agreement; and
- (b) The accounting officer has signed the agreement or other document which creates or acknowledges the debt.”

7.5.2. Long-term Debt

“46 (2) A municipality may incur long-term debt only if –

- (a) A resolution of the municipal council, signed by the mayor, has approved the debt agreement; and
 - (b) The accounting officer has signed the agreement or other document which creates or acknowledges the debt.
- (3) A municipality may incur long-term debt only if the accounting officer of the municipality -
- (a) has, in accordance with section 21A of the Municipal System Act-
 - (i) at least 21 days prior to the meeting of the council at which approval for the debt is to be considered, made public an information statement setting out particulars of the proposed debt, including the amount for the proposed debt, the purposes for which the debt is

**Bergvriev Municipality
Borrowing Policy**

to be incurred and particulars of any security to be provided; and

- (ii) invited the public, the National Treasury and the relevant provincial treasury to submit written comments or representations to the council in respect of the proposed debt; and
- (b) Has submitted a copy of the information statement to the municipal council at least 21 days prior to the meeting of the council, together with particulars of-
- (i) The essential repayment terms, including the anticipated debt repayment schedule; and
 - (ii) The anticipated total cost in connection with such debt over the repayment period.”

7.5.3. Security

“48 (3) A council resolution authorising the provision of security in terms of subsection (2) (a) –

- (a) must determine whether the asset or right with respect to which the security is provided, is necessary for providing the minimum level of basic municipal services; and
 - (b) if so, must indicate the manner in which the availability of the asset or right for the provision of that minimum level of basic municipal services will be protected.
- (4) If the resolution has determined that the asset or right is necessary for providing the minimum level of basic municipal services, neither the party to whom the municipal security is provided, nor any successor or assignee of such party, may, in the event of a default by the municipality, deal with the asset or right in a manner that would preclude or impede the continuation of that minimum level of basic municipal services.

**Bergvriev Municipality
Borrowing Policy**

- (5) A determination in terms of subsection (3) that an asset or right is not necessary for providing the minimum level of basic municipal services is binding on the municipality until the secured debt has been paid in full or the secured obligations have been performed in full, as the case may be.”

7.6. Cost of Debt

The municipality must guard that the cost of long-term debt do not rise to such a level that it have a remarkable negative effect on taxes or other municipal charges such as maintenance. The maximum percentage of the operating budget for the repayment of debt must be calculated in the municipality's long-term budget with thorough consideration of the needs identified in the Integrated Development Plan, the cost of new or replacement of existing infrastructure and equipment and other administrative needs.

7.7. Competitive Bidding

The Municipal Manager should adhere to the process as per Supply Chain policy when considering the biddings received. For purposes of marking in terms of costs, the expected interest debt over the full term of the proposed debt agreement must be calculated and used as the basis for the 80/20 and 90/10 allocations.

7.8. Types of Debt and Financing sources

The types of debt that may be incurred and the debt financing of which may be incurred are as follows:

7.8.1. Types of Short-term Debt

- Bank overdraft
- Short Term Loans
- Marketable Bonds
- Non-Marketable Bonds
- Other Securities

7.8.2. Types of Long-term Debt

- Long-Term Loans
- Installment Credits

**Bergrivier Municipality
Borrowing Policy**

- Finance Leasing
- Marketable Bonds
- Non-Marketable Bonds
- Other Securities

7.8.3. Financing Sources

- Public
- Banks
- Development Bank of South Africa
- Infrastructure Finance Corporation
- Public Investment Commissioners
- Insurance Companies
- Municipal Pension Funds
- Other Public Pension Funds
- Bond Trusts
- Internal Funds
- Other Sources

7.9. Commission or Cost

No Commission is payable to an officer, councilor or board member, or spouse to, business partner or immediate relative of an officer, councilor or board member by an institution, investors or financiers, for any reference made by them.

Any commission, fee or other compensation paid to any person by an institution must be certified to the municipality by the institution through a certificate. Any quotation / tender to the municipality given by an institution must be net of fees, commissions or rewards, but also need to include commission, rewards or costs, that will be paid in respect of the debt.

7.10. Performance

The Municipal Manager must annually measure and report to the Council on the performance of its debt in terms of the stipulated objectives of this policy.

7.11. Forbidden activities

- No debt may be made otherwise than in the name of the municipality.
- Money cannot be borrowed for the purpose of investments.

**Bergvriër Municipality
Borrowing Policy**

- No person, including officers, councilors and board members, may interfere or attempt to interfere in the management of the municipality's debt by the Municipal Manager or anybody delegated by the Municipal Manager;
- No debt may be made in any other currency than the South African Rand, and that is not linked, or is affected by any change in the value of the Rand against any foreign currency.
- No debt shall be made for expenses not related to the functions and powers of the municipality.

7.12. Reporting

The Municipal Manager may request at any time a report setting out the detail of each debt portfolio

The above report must be in the format provided by National Treasury for reporting and monitoring of debt.

8. Review of the Policy


This Debt Policy is the only policy of the municipality and replaces any past policies in this regard. Any revision of the policy must be approved by the Municipal Council.

All proposed changes to this policy should be tabled by the Mayor as part of the annual review of policies and budget documentation.

Whenever the Minister of Finance or the National Treasury or the Auditor – General requests changes to the policy by way of legislation, changes to GRAP or otherwise, it must be reviewed and submitted for consideration by the Council. Such submission must be accompanied with a full description of the reasons for the change to the policy.

BERGRIVIER

Munisipaliteit / Municipality



FUNDING, RESERVES AND LONG-TERM FINANCIAL PLANNING POLICY

INDEX

FUNDING, RESERVES AND LONG-TERM FINANCIAL PLANNING	
POLICY	0
1. INTRODUCTION AND OBJECTIVE	3
2. SECTION A: FUNDING POLICY	3
2.1 LEGISLATIVE REQUIREMENTS	3
2.2 STANDARD OF CARE	3
2.3 STATEMENT OF INTENT	4
2.4 CASH MANAGEMENT	4
2.5 DEBT MANAGEMENT	4
2.6 FUNDING THE OPERATING BUDGET	4
2.7 FUNDING THE CAPITAL BUDGET	6
2.8 FUNDING COMPLIANCE MEASUREMENT	7
3. SECTION B: RESERVES POLICY	12
3.1 INTRODUCTION	12
3.2 LEGAL REQUIREMENTS.....	12
3.3 TYPES OF RESERVES	12
3.4 ACCOUNTING FOR RESERVES	13
4. SECTION C: LONG-TERM FINANCIAL PLANNING	14
4.1 LEGISLATIVE REQUIREMENTS	14
4.2 PREPARATION AND REVIEW.....	14
4.3 ELEMENTS OF LONG-TERM FINANCIAL PLAN	14
4.4 LIQUIDITY AND RATIO MANANGEMENT	14
5. SECTION D: REVIEW OF THE POLICY.....	15
APPENDIX A	16
APPENDIX B	17

Version: First Draft

Date: 14 March 2014

Summary: This document describes the Funding and Reserves Policy that will be applicable to the municipality, detailed.

Approved: This policy was approved by the Municipal Council on 27 May 2014

Signature: _____ **Date:** _____

Municipal Manager

FUNDING, RESERVES AND LONG-TERM FINANCIAL PLANNING POLICY

1. INTRODUCTION AND OBJECTIVE

The Council sets as objective a long term financially sustainable municipality with acceptable levels of service delivery to the community.

This policy aims to set standards and guidelines towards ensuring financial viability over both the short- and long term and includes funding as well as reserves requirements.

2. SECTION A: FUNDING POLICY

2.1 LEGISLATIVE REQUIREMENTS

In terms of Sections 18 and 19 of the Municipal Finance Management Act (Act No 56 of 2003) (MFMA), an annual budget may only be funded from:

- Realistically anticipated revenues to be collected;
- Cash backed accumulated funds from previous years' surpluses not committed for other purposes. and
- Borrowed funds, but only for capital projects.

Furthermore, spending on a capital project may only be commenced once the funding sources have been considered, are available and have not been committed for other purposes.

The requirements of the MFMA are therefore clear in that the budget must be cash – funded i.e. cash receipts inclusive of prior cash surpluses must equal or be more than cash paid.

In determining whether the budget is actually cash funded and in addition ensuring long term financial sustainability, the municipality will use analytical processes, tools and benchmarks, including those specified or developed by the National- and Provincial Treasuries, from time to time.

2.2 STANDARD OF CARE

Each functionary in the budgeting and accounting process must do so with judgment and care, under the prevailing circumstances, as a person of prudence, discretion and intelligence would exercise to the management of his or her own finances with the primary objective of ensuring that the objectives of this policy are achieved.

2.3 STATEMENT OF INTENT

The municipality will not pass a budget which is not cash – funded or where any of the indicators as listed in this document are negative, unless acceptable reasons can be provided for non-compliance, provided that the requirements of the MFMA must at all times be adhered to.

2.4 CASH MANAGEMENT

Cash must be managed in terms of the municipality's Cash Management and Investment Policy.

2.5 DEBT MANAGEMENT

Debt must be managed in terms of the municipality's Debt Management Policy, together with any requirements in this policy.

2.6 FUNDING THE OPERATING BUDGET

2.6.1 INTRODUCTION

The municipality's objective is that the user of municipal resources must pay for such usage in the period it occurs.

The municipality however, recognises the plight of the poor, and in line with national and provincial objectives, the municipality commits itself to subsidised services to the poor. This may necessitate cross subsidisation in tariffs to be calculated in the budget process.

2.6.2 GENERAL PRINCIPLE WHEN COMPILING THE OPERATING BUDGET

The following specific principles apply when compiling the budget:

- a) The budget must be cash – funded, i.e. revenue and expenditure projections must be realistic and the provision for impairment of receivables must be calculated on proven recovery rates;
- b) Growth parameters must be realistic and be based on historic patterns adjusted for current reliable information;
- c) Tariff adjustments must be fair, taking into consideration general inflation indicators and guidance from National Treasury;
- d) Revenue from Government Grants and Subsidies must be in accordance with the amounts promulgated in the Division of Revenue Act, proven

provincial transfers and any possible transfers to or from other municipalities.

For the purpose of the Cash flow budget any National or Provincial grants that have been re-appropriated for roll-over purposes must be excluded from the calculation as it must be included in changes in Cash and Cash Equivalents and Payables.

Furthermore, in the budget the total grants recognised as revenue must equal the total expected expenditure from grants, inclusive of capital expenditure and VAT as per directive given in MFMA circular 48.

- e) Projected revenue from services charges must be reflected as net (all billing less revenue foregone, which is free basic services, discounts and rebates).
- f) Projected revenue from property rates must include all rates to be levied, but rebates and discounts must be budgeted for as revenue foregone as per directive in MFMA Budget Circular 51, depending on the conditions of the exemption, rebate or reduction.

For the purpose of the Cash flow Budget all rebates and discounts must be deducted from the projected revenue.

- g) Only changes in fair values related to cash may be included in the cash flow budget. Changes to unamortised discount must be included in the Operating Budget but excluded in the cash flow budget.
- h) Employee related costs include contributions to non-current and current employee benefits. It is acknowledged that the non-current benefits' requirements are well above the cash capabilities of the municipality, and it is therefore determined that provision for the short term portion of employee benefits, be included in the operating budget, in order to build sufficient cash for the requirements.
- i) Depreciation must be fully budgeted for in the operating budget.

In order to ensure a sufficient accumulation of cash for the replacement of Property, Plant and Equipment and Intangible Assets, the amount of depreciation on assets funded from own sources, excluding assets funded from grants, public contributions and external loans must be reflected as a surplus on the cash flow budget.

- j) Contributions to provisions (non-current and current) do not form part of the cash flow. It is however, necessary to provide for an increase in cash resources in order to comply with the conditions of the provision at the time when it is needed.

It is therefore a requirement that the contribution to current provisions is budgeted as cash surpluses until the necessary funding level is obtained.

2.7 FUNDING THE CAPITAL BUDGET

2.7.1 INTRODUCTION

The municipality's objective is to maintain, through proper maintenance and replacement measures, existing levels of service and to improve and implement services which are neglected or non – existent.

In order to achieve this objective the municipality must annually, within financial means, budget for the replacement of redundant assets as well as new assets.

2.7.2 FUNDING SOURCES FOR CAPITAL EXPENDITURE

The capital budget can be funded by way of own contributions, grants, public contributions as well as external loans.

Own Contributions

The capital budget financed from own contributions must primarily be funded from the Capital Replacement Reserve.

The Capital Replacement Reserve should be at least equal to the expected capital expenditure financed from the Capital Replacement Reserve in the following year.

Grants (Including Public Contributions)

Grants for capital expenditure have become a common practice, especially in order to extend service delivery to previously disadvantaged areas. While such grants are welcomed, care should also be taken that unusual grant funding does not place an unreasonable burden on the residents for future maintenance costs which may be higher than their ability to pay.

It is therefore determined that the accounting officer must evaluate the long term effect of unusual capital grants on future tariffs, and if deemed necessary, report on such to Council.

It is furthermore determined that the depreciation charges on assets financed from grants and donations must not have a negative effect on tariffs charged to the users of such assets. The Accounting Officer must put such accounting measures, including the use of the Equitable Share, in place to comply with this requirement, to a reasonable extent.

External Loans

The municipality may only raise loans in accordance with its Debt Management Policy.

The Accounting Officer must also put such accounting measures in place to ensure that no unspent portions of loans are utilised for operating purposes.

For budgeting purposes any difference between proposed capital spending from loans and proposed loans raised must be included in the cash surplus for the year but excluded from the calculation whether the budget is credible.

2.8 FUNDING COMPLIANCE MEASUREMENT

2.8.1 INTRODUCTION

The municipality wants to ensure that the budget or adjustments budget complies with the requirements of the MFMA and this policy. For this purpose a set of indicators must be used as part of the budget process and be submitted with the budget. These indicators include all the indicators as recommended by the National- and Provincial Treasuries as well as reconciliations according to this policy. Any additional indicators recommended by the said Treasuries in future must also be taken into account, as well as any additional reconciliation items as either determined by the Council or the Accounting Officer.

If any of the indicators are negative during the compilation or approval process of the budget, the budget may not be approved until all the indicators provide a positive return, unless any negative indicators can be reasonably explained and future budget projections address the turn-around of these indicators to within acceptable levels.

2.8.2 CASH AND CASH EQUIVALENTS AND INVESTMENTS

A positive Cash and Cash Equivalents position throughout the year is crucial. In addition, the forecasted cash position at year-end must at least be the amount as calculated in the Reconciliation of Cash Requirements as determined by this policy and attached to this policy as Appendix "A".

2.8.3 CASH PLUS INVESTMENTS LESS APPLICATION OF FUNDS

The overall cash position of the municipality must be sufficient to include:

- unspent conditional grants;
- unspent conditional public contributions;

- unspent borrowings;
- vat due to SARS;
- secured investments;
- the cash portion of statutory funds such as the Housing Development Fund;
- other working capital requirements; and
- In addition, it must be sufficient to back reserves as approved by the municipality and the portions of provisions as indicated elsewhere in this policy.

2.8.4 MONTHLY AVERAGE PAYMENT COVERED BY CASH AND CASH EQUIVALENTS (“CASH COVERAGE”)

This indicator shows the level of risk should the municipality experience financial stress.

2.8.5 SURPLUS/DEFICIT EXCLUDING DEPRECIATION OFFSETS

It is almost certain that the operating budget, which includes depreciation charges on assets funded by grants and public contributions, as well as on revalued assets, will result in a deficit.

As determined elsewhere in this policy it is not the intention that the users of the assets funded from grants, public contributions and revaluations must be burdened with tariff increases to provide for such depreciation charges. In order to ensure a “balanced” budget but excluding such depreciation charges, the depreciation charges may be offset against the net surplus / deficit.

Should the budget result in a deficit after the offsetting, the budget will be deemed unfunded and must be revised.

2.8.6 PROPERTY RATES/SERVICE CHARGE REVENUE PERCENTAGE INCREASE LESS MACRO INFLATION TARGET

The intention of this indicator is to ensure that tariff increases are in line with macro economic targets, but also to ensure that revenue increases for the expected growth in the geographic area is realistically calculated.

The formula to be used is as follows:

	DESCRIPTION	PROPERTY RATES	SERVICE CHARGES	TOTAL
A	Revenue of budget year	R XX	R XX	R XX
B	Less: Revenue of prior year	R XX	R XX	R XX
C	=Revenue increase/decrease	R XX	R XX	R XX
D	% Increase/(Decrease)	C/B %	C/B %	C/B %
E	Less: Upper limit of macro Inflation target	%	%	%
F	=Growth in excess of inflation target	%	%	%
G	Less: Expected growth %	%	%	%
H	=Increase attributed to tariff Increase above macro inflation target	%	%	%

In the event that the percentage in (h) above is greater than zero, a proper motivation must accompany the budget at submission, or the budget must be revised.

2.8.7 CASH COLLECTION % RATE

The object of the indicator is to establish whether the projected cash to be collected is realistic and complies with section 18 of the MFMA.

The collection rate for calculating the provision for impairment of receivables must be based on past and present experience. Past experience refers to the collection rates of the prior years and present experience refers to the collection rate of the current financial year as from 1 July.

It is not permissible to project a collection rate higher than the rate currently being obtained, even if the municipality recently approved a debt collection policy or implemented additional debt collection measures. Any improvement in collection rates during the budget year may be appropriated in an Adjustment Budget.

2.8.8 DEBT IMPAIRMENT EXPENSE AS A PERCENTAGE OF BILLABLE REVENUE

This indicator provides information whether the contribution to the provision for impairment of receivables is adequate. In theory it should be equal to the difference between 100% and the cash collection rate, but other factors such as

past performance might have an influence on it. Any difference, however, must be motivated in the budget report.

2.8.9 CAPITAL PAYMENTS AS A PERCENTAGE OF CAPITAL EXPENDITURE

This indicator provides information as to the timing for payments on capital projects and utilising allowed payment terms.

2.8.10 BORROWING AS A PERCENTAGE OF CAPITAL EXPENDITURE (EXCLUDING GRANTS AND CONTRIBUTIONS)

This indicator provides information as to compliance with the MFMA in determining borrowing needs. The Accounting Officer must ensure compliance with the Municipality's Debt Management Policy.

2.8.11 GRANTS REVENUE AS A PERCENTAGE OF GRANTS AVAILABLE

The percentage should never be less than 100% and the recognition of expected unspent grants at the current year-end as revenue in the next financial year must be substantiated in a report.

2.8.12 CONSUMER DEBTORS CHANGE (CURRENT AND NON - CURRENT)

The object of the indicator is to determine whether budgeted reductions in outstanding debtors are realistic.

An unacceptable high increase in either current- or non- current debtors' balances should be investigated and acted upon.

2.8.13 REPAIRS AND MAINTENANCE EXPENDITURE LEVEL

It is of utmost importance that the municipality's Property Plant and Equipment and Investment Properties be maintained properly, in order to ensure sustainable service delivery. The budget should allocate sufficient resources to maintain assets and care should be exercised not to allow a declining maintenance program in order to fund other less important expenditure requirements.

Similarly, if the maintenance requirements become excessive, it could indicate that a capital renewal strategy should be implemented or reviewed.

As a general benchmark the maintenance budget should be between 4% and 8% of the carrying value of assets.

2.8.14 ASSET RENEWAL/REHABILITATION EXPENDITURE LEVEL

This indicator supports further the indicator for repairs and maintenance.

The Accounting Officer must, as part of the capital budget, indicate whether each project is a new asset or a replacement/renewal asset in order to determine whether the renewal program is sufficient or needs revision. As a general benchmark, and in line with National Treasury directives, should not be least than 40% of the capital budget must be allocated to the renewal of existing assets.

2.8.15 FINANCIAL PERFORMANCE BUDGET

Although it is not a legal requirement that the financial performance budget should balance, it only makes management sense that it should balance.

A number of line-items influence the net result of the financial performance budget. It includes capital grant revenue, depreciation charges including those where assets were funded from grants and public contributions, unamortised discounts and gains/losses on the disposal of Property Plant and Equipment. These items need to be taken into consideration in order to establish if the operating budget is realistic and credible.

2.8.16 FINANCIAL POSITION BUDGET

This indicator provides an overall view of the projected financial position over the periods of the Medium Term Expenditure framework, including movements in inventory and payables.

2.8.17 CASH FLOW BUDGET

A positive cash flow is a good indicator of a balanced budget, as well as the ability of the municipality to meet its future commitments.

The cash flow budget, however, does not include those items such as contributions to the provisions described elsewhere in this policy, the effect of depreciation charges etc, and care must be taken not to let a projected positive cash inflow lead to additional expenditure requests, without taking the requirements of those items into consideration.

3. SECTION B: RESERVES POLICY

3.1 INTRODUCTION

Fund accounting historically formed a huge part of municipal finance in the IMFO standards.

Since the municipality changed to General Recognised Accounting Practices (GRAP), fund accounting is no more allowed.

The municipality, however, recognises the importance of providing to the municipality itself, as well as its creditors, financiers, staff, and general public a measure of protection for future losses, as well as providing the necessary cash resources for future capital replacements and other current and non-current liabilities.

This policy aims to provide for such measure of protection by creating certain reserves.

3.2 LEGAL REQUIREMENTS

There are no specific legal requirements for the creation of reserves, except for the Housing Development Fund. The National Treasury, in Circular 70 of 2014, recommends that a cash funded reserve be created for non-current provisions. The GRAP Standards itself also do not provide for reserves.

However, the GRAP “Framework for the Preparation and Presentation of Financial Statements” states in paragraph 91 that such reserves may be created, but “Fund Accounting” is not allowed and any such reserves must be a “legal” reserve, i.e. created by law or Council Resolution. The accounting for reserves is specified in GRAP 1 (Presentation of Financial Statements).

3.3 TYPES OF RESERVES

Reserves can be classified into two main categories being “cash funded reserves” and “non – cash funded reserves”.

3.3.1 CASH FUNDED RESERVES

In order to provide for sufficient cash resources for future expenditure, the municipality hereby approves the establishment of the following reserves:

(a) Capital Replacement Reserve (CRR)

The CRR is to be utilised for future capital expenditure from own funds and may not be used for maintenance– or other operating expenditure.

The CRR must be cash-backed and the Accounting Officer is hereby delegated to determine the contribution to the CRR during the compilation of the annual financial statements.

(b) Other statutory reserves

It may be necessary to create reserves prescribed by law, such as the Housing Development Fund. The Accounting Officer must create such reserves according to the directives in the relevant laws.

3.3.2 NON – CASH FUNDED RESERVES

It might be necessary to create non – cash funded reserves for a variety of reasons, including GRAP requirements. The Accounting Officer must create any reserves prescribed by the accounting standards, such as the Revaluation Reserve, if required.

The Accounting Officer is hereby delegated and may also in the discretion of the Accounting Officer, create reserves for future depreciation offsetting, in the absence of a standard similar to IAS 20.

3.4 ACCOUNTING FOR RESERVES

3.4.1 REVALUATION RESERVE

The accounting for the Revaluation Reserve must be done in accordance with the requirements of GRAP 17.

3.4.2 OTHER RESERVES

The accounting for all other reserves must be processed through the Statement of Financial Performance. The required transfer to or from the reserves must be processed in the Statement of Net Assets to or from the accumulated surplus.

It is a condition of GRAP and this policy that no transactions may be directly appropriated against these reserves.

4. SECTION C: LONG-TERM FINANCIAL PLANNING

4.1 LEGISLATIVE REQUIREMENTS

Paragraph 7(1) of the Local Government: Municipal Finance Management Act (56/2003): Municipal budget and reporting regulations requires municipalities to have a policy related to long-term financial planning

4.2 PREPARATION AND REVIEW

Bergrivier Municipality decided to prepare their first Long-term Financial Plan, for a 10 year period, before 31 December 2014.

The Long-term Financial Plan should be reviewed annually during the annual budget process.

4.3 ELEMENTS OF LONG-TERM FINANCIAL PLAN

The Long-term Financial Plan should consist of at least the following items:

- (a) Financial assessment of the municipality's demographic, economic, household infrastructure and financial perspectives;
- (b) Future Municipal Revenues
- (c) Future Operational Expenditure
- (d) Demand for Future Capital Expenditure
- (e) Affordability of Future Capital Expenditure
- (f) Funding of Future Capital Expenditure
- (g) Liquidity and Ratio Management

4.4 LIQUIDITY AND RATIO MANAGEMENT

Healthy Liquidity is considered the key factor to effective managing the financial viability of a municipality in the longer term in conjunction with the necessary financial ratios against which to monitor actual performance.

The norm for each ratio is attached to this policy as Annexure B

5. SECTION D: REVIEW OF THE POLICY

This Funding and Reserves Policy is the only policy of the municipality and replaces any past policies in this regard. Any revision of the policy must be approved by the Municipal Council.

Whenever the Minister of Finance or the National Treasury or the Auditor – General requests changes to the policy by way of legislation, changes to GRAP or otherwise, it must be reviewed and submitted for consideration by the Council on an annual basis. Such submission must be accompanied with a full description of the reasons for the change to the policy.

APPENDIX A**RECONCILIATION OF CASH REQUIREMENTS**

Cash flow from operating activities	R XX
Add : Depreciation from own funds	R XX
Add : Contribution to current provisions	R XX
Add : Unspent conditional grants	R XX
Add : Unspent public contributions	R XX
Add : Unspent borrowings	R XX
Add : VAT due to SARS	R XX
Add : Secured investments	R XX
Add : Cash portion of Statutory Reserves	R XX
Add : Working Capital Requirements	R XX
= Minimum Cash Surplus Requirements for the year	R XX

APPENDIX B

1. FINANCIAL POSITION

A. Asset Management

RATIO		FORMULA	DATA SOURCE	NORM/ RANGE
1	Capital Expenditure to Total Expenditure	Total Capital Expenditure / Total Expenditure (Total Operating expenditure + Capital expenditure) × 100	Statement of Financial Position, Statement of Financial Performance, Notes to the AFS, Budget, In-Year reports, IDP and AR	10% - 20%
2	Impairment of Property, Plant and Equipment, Investment Property and Intangible assets (Carrying Value)	Property, Plant and Equipment + Investment Property + Intangible Assets Impairment/(Total Property, Plant and Equipment + Investment Property + Intangible Assets) × 100	Statement of Financial Position, Notes to the AFS and AR	0%
3	Repairs and Maintenance as a % of Property, Plant and Equipment and Investment Property (Carrying Value)	Total Repairs and Maintenance Expenditure/ Property, Plant and Equipment and Investment Property (Carrying value) × 100	Statement of Financial Position, Statement of Financial Performance, IDP, Budgets and In-Year Reports	4% - 8%

B. Debtors Management

1	Collection Rate	$\frac{\text{(Gross Debtors Closing Balance + Billed Revenue - Gross Debtors Opening Balance - Bad Debts Written Off)}}{\text{Billed Revenue}} \times 100$	Statement of Financial Position, Statement of Financial Performance, Notes to the AFS, Budget , In-Year Reports, IDP and AR	93%
2	Bad Debts Written-off as % of Provision for Bad Debt	$\frac{\text{Bad Debts Written-off}}{\text{Provision for Bad debts}} \times 100$	Statement of Financial Position, Statement of Financial Performance, Notes to the AFS, Budget and AR	100%
3	Net Debtors Days	$\frac{\text{((Gross Debtors - Bad debt Provision) / Actual Billed Revenue)}}{\text{Revenue}} \times 365$	Statement of Financial Position, Statement of Financial Performance, Notes to the AFS, Budget and AR	30 days

C. Debtors Management

1	Cash / Cost Coverage Ratio (Excl. Unspent Conditional Grants)	((Cash and Cash Equivalents - Unspent Conditional Grants - Overdraft) + Short Term Investment) / Monthly Fixed Operational Expenditure excluding (Depreciation, Amortisation, Provision for Bad Debts, Impairment and Loss on Disposal of Assets)	Statement of Financial Position, Statement of Financial Performance, Notes to the AFS, Budget, In year Reports and AR	1 - 3 Months
2	Current Ratio	Current Assets / Current Liabilities	Statement of Financial Position, Budget, IDP and AR	1.1 - 2:1

D. Liability Management

1	Capital Cost(Interest Paid and Redemption) as a % of Total Operating Expenditure	Capital Cost(Interest Paid and Redemption) / Total Operating Expenditure x 100	Statement of Financial Position, Statement of Cash Flows, Statement of Financial Performance, Budget, IDP, In-Year Reports and AR	6% - 8%
2	Debt (Total Borrowings) / Revenue	(Overdraft + Current Finance Lease Obligation + Non current Finance Lease Obligation + Short Term Borrowings + Long term borrowing) / (Total Operating Revenue - Operational Conditional Grants) x 100	Statement of Financial Position, Statement of Financial Performance, Budget, IDP and AR	45%

E. Sustainability

1	Level of Cash Backed Reserves (Net Assets - Accumulated Surplus)	$\frac{\text{(Cash and Cash Equivalents - Bank overdraft + Short Term Investment + Long Term Investment - Unspent grants)}}{\text{(Net Assets - Accumulated Surplus - Non Controlling Interest Share Premium - Share Capital - Fair Value Adjustment - Revaluation Reserve)}} \times 100$	Statement Financial Position, Budget and AR	100%
---	------------------------------------------------------------------	-------------------------------------------------------------------------------------------------------------------------------------------------------------------------------------------------------------------------------------------------------------------------------------------	---------------------------------------------	------

2. FINANCIAL POSITION

A. Efficiency

1	Net Operating Surplus Margin	$(\text{Total Operating Revenue} - \text{Total Operating Expenditure}) / \text{Total Operating Revenue}$	Statement of Financial Performance, Budget, In-Year reports, AR, Statement of Comparison of Budget and Actual Amounts and Statement of Changes in Net Asset	= or > 0%
2	Net Surplus /Deficit Electricity	$\text{Total Electricity Revenue less Total Electricity Expenditure} / \text{Total Electricity Revenue} \times 100$	Statement of Financial Performance, Notes to AFS, Budget, IDP, In-Year reports and AR	0% - 15%
3	Net Surplus /Deficit Water	$\text{Total Water Revenue less Total Water Expenditure} / \text{Total Water Revenue} \times 100$	Statement of Financial Performance, Budget, IDP, In-Year reports and AR	= or > 0%
4	Net Surplus /Deficit Refuse	$\text{Total Refuse Revenue less Total Refuse Expenditure} / \text{Total Refuse Revenue} \times 100$	Statement of Financial Performance, Budget, IDP, In-Year reports and AR	= or > 0%
5	Net Surplus /Deficit Sanitation and Waste Water	$\text{Total Sanitation and Waste Water Revenue less Total Sanitation and Waste Water}$	Statement of Financial Performance, Notes to AFS, Budget, IDP, In-	= or > 0%

		Expenditure/Total Sanitation and Waste Water Revenue × 100	Year reports and AR	
--	--	------------------------------------------------------------	---------------------	--

B. Distribution Losses

1	Electricity Distribution Losses (Percentage)	$(\text{Number of Electricity Units Purchased and/or Generated} - \text{Number of units sold}) / \text{Number of Electricity Units Purchased and/or generated} \times 100$	Annual Report, Audit Report and Notes to Annual Financial Statements	5% - 10%
2	Water Distribution Losses (Percentage)	$(\text{Number of Kilolitres Water Purchased or Purified} - \text{Number of Kilolitres Water Sold}) / \text{Number of Kilolitres Water Purchased or Purified} \times 100$	Annual Report, Audit Report and Notes to Annual Financial Statements	5% - 10%

C. Revenue Management

1	Growth in Number of Active Consumer Accounts	(Period under review's number of Active Debtor Accounts - previous period's number of Active Debtor Accounts)/ previous number of Active Debtor Accounts x 100	Debtors System	None
2	Revenue Growth (%)	(Period under review's Total Revenue - previous period's Total Revenue)/ previous period's Total Revenue) x 100	Statement of Financial Performance, Budget, IDP, In-Year reports and AR	= CPI
3	Revenue Growth (%) - Excluding capital grants	(Period under review's Total Revenue Excluding capital grants- previous period's Total Revenue excluding capital grants)/ previous period's Total Revenue excluding capital grants) x 100	Statement of Financial Performance, Notes to AFS , Budget, IDP, In-Year reports and AR	= CPI

D. Expenditure Management

1	Creditors Payment Period (Trade Creditors)	Trade Creditors Outstanding / Credit Purchases (Operating and Capital) × 365	Statement of Financial Performance, Notes to AFS, Budget, In-Year reports and AR	30 days
2	Irregular, Fruitless and Wasteful and Unauthorised Expenditure / Total Operating Expenditure	(Irregular, Fruitless and Wasteful and Unauthorised Expenditure) / Total Operating Expenditure x100	Statement Financial Performance, Notes to Annual Financial Statements and AR	0%
3	Remuneration as % of Total Operating Expenditure	Remuneration (Employee Related Costs and Councillors' Remuneration) /Total Operating Expenditure x100	Statement of Financial Performance, Budget, IDP, In-Year reports and AR	25% - 40%
4	Contracted Services % of Total Operating Expenditure	Contracted Services / Total Operating Expenditure x100	Statement of Financial Performance, Budget, IDP, In-Year reports and AR	2% - 5%

E. Grant Dependency

<p>1</p>	<p>Own funded Capital Expenditure (Internally generated funds + Borrowings) to Total Capital Expenditure</p>	<p>Own funded Capital Expenditure (Internally generated funds + Borrowings) / Total Capital Expenditure x 100</p>	<p>Statement of Financial Position, Budget, AFS Appendices, Notes to the Annual Financial Statements (Statement of Comparative and Actual Information), Budget, IDP, In-Year reports and AR</p>	<p>None</p>
<p>2</p>	<p>Own funded Capital Expenditure (Internally Generated Funds) to Total Capital Expenditure</p>	<p>Own funded Capital Expenditure (Internally Generated Funds) / Total Capital Expenditure x 100</p>	<p>Statement of Financial Position, Budget, AFS Appendices, Notes to the Annual Financial Statements (Statement of Comparative and Actual Information), Budget, IDP, In-Year reports and AR</p>	<p>None</p>
<p>3</p>	<p>Own Source Revenue to Total Operating Revenue(Including Agency Revenue)</p>	<p>Own Source Revenue (Total revenue - Government grants and Subsidies - Public Contributions and Donations)/ Total Operating Revenue (including agency services) x 100</p>	<p>Statement Financial Performance, Budget, IDP, In-Year reports and AR</p>	<p>None</p>

3. BUDGET IMPLEMENTATION

1	Capital Expenditure Budget Implementation Indicator	Actual capital Expenditure / Budget Capital Expenditure x 100	Statement of Financial Position, Budget, AFS Appendices, In-Year reports and AR	95% - 100%
2	Operating Expenditure Budget Implementation Indicator	Actual Operating Expenditure / Budgeted Operating Expenditure x 100	Statement of Financial Position, Budget, AFS Appendices, IDP, In- Year reports and AR	95% - 100%
3	Operating Revenue Budget Implementation Indicator	Actual Operating Revenue / Budget Operating Revenue x 100	Statement of Financial Position, Budget, AFS Appendices, IDP, In- Year reports and AR	95% - 100%
4	Service Charges and Property Rates Revenue Budget Implementation Indicator	Actual Service Charges and Property Rates Revenue / Budget Service Charges and Property Rates Revenue x 100	Statement of Financial Position, Budget, AFS Appendices, IDP, In- Year reports and AR	95% - 100%

BERGRIVIER MUNICIPALITY

BUDGET IMPLEMENTATION AND MONITORING POLICY




Table of Contents	Page
1. PREAMBLE	2
2. DEFINITIONS	3-6
3. OBJECTIVES OF POLICY	6
4. BUDGET PRINCIPLES	6-11
4.1 Capital Budgets.	
4.1.1 Basis of Calculation	
4.1.2 Financing	
4.1.3 Process and responsible parties	
4.1.4 Implementation	
4.2 Operational Budget	
4.2.1 Basis of Calculation	
4.2.2 Financing	
4.2.3 Budget Categories	
4.2.4 Process	
4.2.5 Implementation	
5. ADJUSTMENTS BUDGET	11
6. BUDGET IMPLEMENTATION	12-13
7. REVIEW OF THE POLICY	13

1. PREAMBLE

In the spirit of the Municipal Finance Management Act, (No.56 of 2003) to modernize budget and financial management practices by placing local government finances on a sustainable footing in order to maximize the capacity of municipalities to deliver services to all residents, customers, users and investors; and

Whereas chapter 4 of the Municipal Finance Management Act, (No 56 of 2003) determines that a municipality may, except where otherwise provided in the Act, incur expenditure only in terms of an approved budget; and within the limits of the amounts appropriated for the different votes in an approved budget,

In terms of the Budget and Reporting Regulations the municipality has to adopt a policy which include the following:

1. a policy dealing with the shifting of funds within votes
2. a policy dealing with the introduction of adjustment budgets
3. policies dealing with unforeseen and unavoidable expenditure
4. policies dealing with management and oversight

Therefore the BERGRIVIER Municipality adopted a Budget Policy to give effect to the Budget and Reporting Regulations as set out in this policy.

2. DEFINITIONS

"Accounting officer" means a person appointed in terms of section 82(1) (a) or (b) of the Municipal Structures Act;

"Allocation" means

- (a) a municipality's share of the local government's equitable share referred to in section 214(1)(a) of the Constitution;
- (b) an allocation of money to a municipality in terms of section 214(1) (c) of the Constitution;
- (c) an allocation of money to a municipality in terms of a provincial budget; or
- (d) any other allocation of money to a municipality by an organ of state, including by another municipality, otherwise than in compliance with a commercial or other business transaction;

"Annual Division of Revenue Act" means the Act of Parliament, which must be enacted annually in terms of section 214 (1) of the Constitution;

"Approved budget" means an annual budget

- (a) approved by a municipal council, or
- (b) includes such an annual budget as revised by an adjustments budget in terms of section 28 of the MFMA;

"Basic Municipal Service" means a municipal service that is necessary to ensure an acceptable and reasonable quality of life and which, if not provided, would endanger public health or safety or the environment;

"Budget-related Policy" means a policy of a municipality affecting or affected by the annual budget of the municipality, including

- (a) the tariff policy, which the municipality must adopt in terms of section 74 of the Municipal Systems Act;
- (b) the rates policy which the municipality must adopt in terms of legislation regulating municipal property rates; or
- (c) the credit control and debt collection policy, which the municipality must adopt in terms of section 96 of the Municipal Systems Act;

"Budget steering committee" means a committee established in terms of section 4 of the Municipal Budget and Reporting Regulations, published in Government Gazette 32141 dated 17 April 2009

"Budget transfer" means transfer of funding within a function / vote subject to limitations.

"Budget Year" means the financial year of the municipality for which an annual budget is to be approved in terms of section 16(1) of the MFMA;

"Chief Financial Officer" means a person designated in terms of section 80(2) (a) of the MFMA;

"Councillor" means a member of a municipal council;

"Current year" means the financial year, which has already commenced, but not yet ended;

"Delegation", in relation to a duty, includes an instruction or request to perform or to assist in performing the duty;

"Executive mayor" means the councillor elected as the executive mayor of the municipality in terms of section 55 of the Municipal Structures Act;

"Financial recovery plan" means a plan prepared in terms of section 141 of the MFMA

"Financial year" means a twelve months period commencing on 1 July and ending on 30 June each year

"Financing agreement" includes any loan agreement; lease; and instalment purchase contract or hire purchase arrangement under which a municipality undertakes to repay a long-term debt over a period of time;

"Fruitless and wasteful expenditure" means expenditure that was made in vain and would have been avoided had reasonable care been exercised;

"Irregular expenditure" means

- (a) expenditure incurred by a municipality or municipal entity in contravention of, or that is not in accordance with, a requirement of the MFMA , and which has not been condoned by Council
- (b) expenditure incurred by a municipality or municipal entity in contravention of, or that is not in accordance with, a requirement of the Municipal Systems Act, and which has not been condoned in terms of that Act;
- (c) expenditure incurred by a municipality in contravention of, or that is not in accordance with, a requirement of the Public Office-Bearers Act, 1998 (Act No. 20 of 1998); or
- (d) expenditure incurred by a municipality or municipal entity in contravention of, or that is not in accordance with, a requirement of the supply chain management policy of the municipality or entity or any of the municipality's by-laws giving effect to such policy, and which has not been condoned in terms of such policy or by-law, but excludes expenditure by a municipality which falls within the definition of "unauthorised expenditure";

"Investment/s" in relation to funds of a municipality, means

- (a) The placing on deposit of funds of a municipality with a financial institution; or
- (b) The acquisition of assets with funds of a municipality not immediately required, with the primary aim of preserving those funds;

"Local community" has the meaning assigned to it in section 1 of the Municipal Systems Act;

"Municipal Structures Act" means the Local Government: Municipal Structures Act, 1998 (Act No. 117 of 1998);

"Municipal Systems Act" means the Local Government: Municipal Systems Act, 2000 (Act No. 32 of 2000);

"Long-term debt" means debt repayable over a period exceeding one year;

"Municipal council" or "council" means the council of a municipality referred to in section 18 of the Municipal Structures Act;

"Municipality"

- (a) when referred to as a corporate body, means a municipality as described in section 2 of the Municipal Systems Act; or
- (b) when referred to as a geographic area, means a municipal area determined in terms of the Local Government: Municipal Demarcation Act, 1998 (Act No. 27 of 1998);

"Municipal service" has the meaning assigned to it in section 1 of the Municipal Systems Act (refer to the MSA for definition);

"Municipal tariff" means a tariff for services which a municipality may set for the provision of a service to the local community, and includes a surcharge on such tariff;

"National Treasury" means the National Treasury established by section 5 of the Public Finance Management Act;

"Official" means

- (a) an employee of a municipality or municipal entity;
- (b) a person seconded to a municipality or municipal entity to work as a member of the staff of the municipality or municipal entity; or
- (c) a person contracted by a municipality or municipal entity to work as a member of the staff of the municipality or municipal entity otherwise than as an employee;

"Overspending"

- (a) means causing the operational or capital expenditure incurred by the municipality during a financial year to exceed the total amount appropriated in that year's budget for its operational or capital expenditure, as the case may be;
- (b) in relation to a vote, means causing expenditure under the vote to exceed the amount appropriated for that vote; or
- (c) in relation to expenditure under section 26 of the MFMA, means causing expenditure under that section to exceed the limits allowed in subsection (5) of this section;
 - 1 July to 30 September;
 - 1 October to 31 December;
 - 1 January to 31 March; or
 - 1 April to 30 June;

"Service delivery and budget implementation plan" means a detailed plan approved by the executive mayor of a municipality in terms of section 53(1)(c)(ii) of the MFMA for implementing the municipality's delivery of municipal services and its annual budget, and which must indicate

- (a) projections for each month of
 - (i) revenue to be collected, by source; and
 - (ii) operational and capital expenditure, by vote;
- (b) service delivery targets and performance indicators for each quarter; and
- (c) any other matters that may be prescribed, and includes any revisions of such plan by the executive mayor in terms of section 54(1) (c) of the MFMA;

"Unauthorised expenditure" means any expenditure incurred by a municipality otherwise than in accordance with section 15 or 11(3) of the MFMA, and includes

- (a) overspending of the total amount appropriated in the municipality's approved budget;
- (b) overspending of the total amount appropriated for a vote in the approved budget;
- (c) expenditure from a vote unrelated to the department or functional area covered by the vote;
- (d) expenditure of money appropriated for a specific purpose, otherwise than for that specific

purpose;

(e) spending of an allocation referred to in paragraph (b), (c) or (d) of the definition of "allocation" otherwise than in accordance with any conditions of the allocation; or

(f) a grant by the municipality otherwise than in accordance with the MFMA;

"Quarter" means any of the following periods in a financial year:

"Virement" refer to the definition of budget transfer

"Vote" means

(a) one of the main segments into which a budget of a municipality is divided for the appropriation of money for the different departments or functional areas of the municipality; and

(b) which specifies the total amount that is appropriated for the purposes of the department or functional area concerned.

3. OBJECTIVES OF POLICY

The policy sets out the budgeting principles which BERGRIVIER Municipality will follow in preparing and implementing each annual budget. This policy shall give effect to the requirements and stipulations of the Municipal Finance Management Act and Municipal Budget and Reporting Framework in terms of the planning, preparation and approval of the annual and adjustments budgets. The policy shall apply to all staff and councillors of the BERGRIVIER Municipality that are involved in budget implementation.

4. BUDGET PRINCIPLES

The municipality shall ensure that revenue projections in the budget are realistic taking into account actual collection levels. The expenses may only be incurred in terms of the approved annual budget (or adjustments budget) and within the limits of the amounts appropriated for each vote in the approved budget.

BERGRIVIER Municipality shall prepare a three-year budget (medium term revenue and expenditure framework (MTREF)) which will be reviewed annually and will be approved by Council. The MTREF budget will at all times be within the framework of the Municipal Integrated Development Plan (IDP).

The annual budget will consist of a Capital and Operating Budget which will be discussed below:

4.1. Capital Budgets

The capital budget refers to the allocations made to specific infrastructural projects and the purchase of equipment and other forms of assets having a lifespan of more than one year.

4.1.1. Basis of Calculation

- a) The **zero based method** is used in preparing the new MTREF capital budget, except in cases where a contractual commitment has been made that would span over more than one financial year.
- b) The annual capital budget shall be based on realistically anticipated revenue (capital loans to be taken up will be deemed to be part of this), which should be equal to the anticipated capital expenditure in order to result in a balanced budget.

- c) The impact of the capital budget on the current and future operating budgets in terms of finance charges to be incurred on external loans, depreciation of fixed assets, maintenance of fixed assets and any other operating expenditure to be incurred resulting directly from the capital expenditure, should be carefully analysed when the annual capital budget is being compiled.
- d) In addition, the council shall consider the likely impact of such operational expenses, net of any revenues expected to be generated by such item, on future property rates and service tariffs.

4.1.2. Financing

Own Financing Sources

The Council shall establish a Capital Replacement Reserve (CRR) for the purpose of financing capital projects and the acquisition of capital assets. Such reserve shall be established from the following:

- a) Unappropriated cash-backed surpluses to the extent that such surpluses are not required for operational purposes
- b) Further amounts appropriated as contributions in each annual or adjustments budget; and

Other Finance Sources

The Ad-Hoc capital budget shall be financed from external sources such as the following:

- a) Grants and subsidies as allocated in the annual Division of Revenue of Act
- b) Grants and subsidies as allocated by Provincial government.
- c) External Loans
- d) Private Contributions
- e) Any other financing source secured by the local authority.

4.1.3. Process and responsible parties

The process to be followed in the compilation of the capital budget is as follows:

- a) The CFO, in conjunction with the Manager: Budget Office, and after consultation with the Portfolio Councillor of Finance sets the realistic growth level of the capital budget to be financed out of own sources (CRR).
- b) The draft capital budget is compiled based on the projects that emanated out of the engagements with the different stakeholders.
- c) The CFO, together with the Manager: Budget Office, engage with the Directors and the IDP Manager in order to determine the priorities for a particular financial year and to determine the ranking of projects based on these priorities.
- d) The draft capital budget is submitted to the Budget Steering Committee for their perusal and suggestions.
- e) The draft capital budget is tabled to Council 90 days before the start of the new financial year 31 March.

- f) After the draft budget is approved by Council, it is released for public comment.
- g) Once the comments from the public have been submitted, noted and considered, amendments are made to the draft budget and the budget is tabled to Council for final approval 30 days before the start of the financial year (31 May).

4.1.4. Implementation

- a) After the budget has been approved, the service delivery and budget implementation plan (SDBIP) should be compiled.
- b) The SDBIP must be tabled to the Mayor within 14 days after aforementioned approval.
- c) Each director has to indicate the intended spending patterns of both their capital and operating budgets. (Cash flows)
- d) These listed cash flows are consolidated into the Service Delivery and Budget Implementation Plan of the organisation.
- e) The SDBIP will be monitored on a monthly basis where actual spending will be compared with the planned spending as indicated by the directors at the beginning of the year.
- f) Each directorate can use their respective vote numbers as indicated on the capital budget

4.2. Operational Budget

The operational budget refers to the funds that would be raised in the delivery of basic services, grants and subsidies and any other municipal services rendered. These funds are in turn used to cover the expenses incurred in the day to day running of the organization.

4.2.1. Basis of Calculation

- a) The **zero based approach** is used in preparing the annual operating budget, except in cases where impractical. In these instances the incremental method will be followed.
- b) The annual operating budget shall be based on realistically anticipated revenue.
- c) An income based approach shall be used whereby realistically anticipated income is determined first and the level of operating expenditure would be based on the determined income flows.

4.2.2. Financing

The operating budget shall be financed from the following sources:

- a) Service Charges
 - (i) Electricity Charges
 - (ii) Water Sales
 - (iii) Refuse Removal Fees

- (iv) Sewerage Fees
- (v) Property Rates
- b) Taxes: Increases in tariffs and rates will as far as possible be limited to inflation plus an additional percentage increase to accommodate the growth of the town.
- c) Grants and Subsidies: Grants and subsidies shall be based on all the gazetted grants and subsidies plus all other subsidies received by the organization.
- d) Interest on Investments: The budget for interest and investment shall be in accordance with the Cash Management and Investment policy of the organization.
- e) Rental Fees: Income from rental property will be budgeted for based on the percentage growth rate as determined by Financial Services for a particular budget year
- f) Fines: Income from fines will be budgeted for based on the actual income received in the preceding year (calculated on the basis of actual receipts until end of February of each year, extrapolated over 12 months) and the percentage growth rate as determined by Financial Services for a particular budget year
- g) Other Income: All other income items will be budgeted for based on the actual income received in the preceding year (calculated on the basis of actual receipts until end of February of each year, extrapolated over 12 months) and the percentage growth rate as determined by Financial Services for a particular budget year
- h) Notwithstanding the aforementioned, National and other benchmarks and ratios shall also be utilized to prevent uncontrolled negative growth of this source of income

4.2.3. Budget Categories

The following expenditure categories shall be accommodated in the operating budget.

- a) Salaries, Wages and Allowances The salaries and allowances are calculated based on the percentage increases as per the collective agreement between organised labour and the employer for a particular period. The remuneration of all political office bearers is based on the limitations and percentages as determined by the responsible National Minister.
- b) Collection Costs: It refers to costs attributed to the maintenance of the financial system used for the collection of outstanding amounts and is based on the service level agreement.
- c) Depreciation: The above is calculated at cost, using the straight line method, to allocate their cost to their residual values over the estimated useful lives of the assets
- d) Interest External Borrowings: The above refers to interest that has to be paid on an external loan taken up by Council. The budget will be determined by the repayments that the municipality is liable for based on the agreements entered into with the other party.
- e) Bulk Purchases: The expenditure on bulk purchases shall be determined using the tariffs as stipulated by NERSA and by any other service provider from time to time.

- f) Other General Expenditure: A percentage growth for all other general expenditure will be based on the percentage determined by Financial Services in line with prevailing growth rates, CPI and prior actual expenditure trends.
- g) Repairs and Maintenance: The budget of repairs and maintenance shall be based on the increment as determined by Financial Services in conjunction with the needs of the departments in terms of repairing their assets.
- h) Contributions to Funds: Refers to the contribution made to provisions (e.g. leave reserve fund) on annual basis and are determined based on the actual expenditure in the previous year and any other factor that could have an effect.
- i) Less: Debited Elsewhere This category refers to interdepartmental charges within the organization. The performance of each of line item is analysed where after the budget is based on the preceding year's performance.
- j) Appropriations: Refers to the transfers to-and from the Capital Replacement Reserve, to offset depreciation charges. Appropriations are determined on an annual basis.

4.2.4. Process

- a) The CFO, in conjunction with the Budget Steering Committee, set the reasonable growth level of the operational budget based on the current financial performance and the prevailing industry growth levels. (i.e. CPI).
- b) After the income has been determined, an acceptable growth level for the operating expenditure is determined and the principles informing the compilation of the draft operating budget are discussed at directors' forum.
- c) The draft operating budget is compiled based on realistically anticipated revenue resulting from detailed income modelling exercises.
- d) The draft operating budget is submitted to the Steering Committee for consideration.
- e) The draft operating budget is tabled to Council 90 days before the start of the new financial year (31 March).
- f) After the draft operating budget is approved by Council, it is released for public comment.
- g) Once the comments from the public have been submitted, same is considered in terms of the MFMA, where after the final budget is tabled to Council for approval, at least 30 days before the start of the new financial year (31 May)

4.2.5. Implementation

- a) The draft SDBIP must be submitted with the draft budget as per the new treasury guideline and can be refined after budget approval
- b) The SDBIP must be tabled to the Mayor within 14 days after aforementioned approval.
- c) Each director has to indicate the intended spending patterns of both their capital and

operating budgets. (Cash flows)

- d) These listed cash flows are consolidated into the Service Delivery and Budget Implementation Plan of the organisation.
- e) The SDBIP will be monitored on a monthly basis where actual spending will be compared with the planned spending as indicated by the directors at the beginning of the year.
- f) Each directorate can use their respective vote numbers as indicated on the capital budget.
- g) The principles of efficient, effective and economic implementation should at all times be applied.
- h) Standard for income and expenditure where such have been determined via NT Circulars shall be adhered to, eg Water losses and electricity distribution allowable losses.

5. Adjustments Budget

- a) An adjustments budget will be compiled only once a year if intended adjustments fall in one of the following categories:
 - i. to appropriate additional revenues that have become available over and above those anticipated in the annual budget, but only to revise or accelerate spending programmes already budgeted for;
 - ii. to authorise the utilisation of projected savings in one vote towards spending under another vote;
 - iii. to authorise the spending of funds that were unspent at the end of the past financial year where the under-spending could not reasonably have been foreseen at the time to include projected roll-overs when the annual budget for the current year was approved by the council;
 - iv. to correct any errors in the annual budget. The adjustments budget for above mentioned categories will be tabled to council at any time after the mid-year budget and performance assessment but not later than 28 February of the that financial year.
- b) An adjustments budget will be compiled more than once a year if intended adjustments fall in one of the following categories:
 - i. to adjust the revenue and expenditure downwards if there is material under collection of revenue during the current year
 - ii. to appropriate additional revenues from National and Provincial Government that have become available over and above those anticipated in the annual budget, but only to revise or accelerate spending programs already budgeted for;
 - iii. to authorise unforeseeable and unavoidable expenditure recommended by the mayor to authorise unauthorised expenditure as anticipated by section

28(2)(g) of the MFMA

- iv. to authorise the spending of funds that were unspent at the end of the past financial year where the under-spending could not reasonably have been foreseen at the time to include projected roll-overs when the annual budget for the current year was approved by the council
- vi. to correct any errors in the annual budget

The adjustments budgets for above mentioned categories will be tabled to council at the first available opportunity after above mentioned events occurred.

- c) The adjustments budget will be treated in the same manner as the annual budget in terms of calculation and implementation.
- d) The adjustments budget must be approved by Council.

6. BUDGET IMPLEMENTATION

6.1 Monitoring (Section 71 of MFMA)

The Accounting Officer with the assistance of the Chief Financial Officer and other senior managers is responsible for the implementation of the budget, and must take all reasonable steps to ensure that:

- i. funds are spent in accordance with the budget;
- ii. expenses are reduced if expected revenues are less than projected; and
- iii. revenues and expenses are properly monitored.

6.2 Reporting

6.2.1 Monthly budget statements (Section 71 of the MFMA)

The Accounting Officer with the assistance of the Chief Financial Officer must, not later than ten working days after the end of each calendar month, submit to the Executive Mayor and Provincial and National Treasury a report in the prescribed format on the state of the municipality's budget for such calendar month, as well as on the state of the budget cumulatively for the financial year to date.

This report must reflect the following:

- i. actual revenues per source, compared with budgeted revenues;
- ii. actual expenses per vote, compared with budgeted expenses;
- iii. actual capital expenditure per vote, compared with budgeted expenses;
- iv. actual borrowings, compared with the borrowings envisaged to fund the capital budget;
- v. the amount of allocations received, compared with the budgeted amount;
- vi. actual expenses against allocations, but excluding expenses in respect of the equitable share;
- vii. explanations of any material variances between the actual revenues and expenses as indicated above and the projected revenues by source and expenses by vote as set out in

- the service delivery and budget implementation plan;
- viii. the remedial or corrective steps to be taken to ensure that the relevant projections remain within the approved or revised budget; and
 - ix. projections of the revenues and expenses for the remainder of the financial year, together with an indication of how and where the original projections have been revised.

The Executive Mayor must submit to Council within thirty days of the end of each quarter a report on the implementation of the budget and the financial state of affairs of the municipality. The report submitted to National and Provincial Treasury must be both in electronic format and in a signed written document.

6.2.3 Mid-year budget and performance assessment (Section 72 and 88 of MFMA)

The Accounting Officer must assess the budgetary performance of the municipality for the first half of the financial year, taking into account all the monthly budget reports for the first six months, the service delivery performance of the municipality as against the service delivery targets and performance indicators which were set in the service delivery and budget implementation plan. The Accounting officer must then submit a report on such assessment to the Executive Mayor by 25 January each year and to Council, Provincial Treasury and National Treasury by 31 January each year.

The Accounting Officer may in such report make recommendations after considering the recommendation of the Chief Financial Officer for adjusting the annual budget and for revising the projections of revenues and expenses set out in the service delivery and budget implementation plan.

7. REVIEW OF POLICY

This policy took effect on 1 July 2015 (excluding the amended sections for consideration) and shall be reviewed on an annual basis to ensure that it is in line with the municipality's strategic objectives, good governance, and prudent expenditure management and with relevant legislation.

Western Cape: Bergrivier Municipality (WC013) - Schedule of Service Delivery Standards

Description Standard	Ref	Year C-2	Year C-1	Year C-0	Current year			Service Level
		Actual Outcome	Actual Outcome	Audited Outcome	Original Budget	Adjusted Budget	Full Year Forecast	
Solid Waste Removal								
Premise based removal (Residential Frequency)		Weekly	Weekly	Weekly	Weekly	Weekly	Weekly	Weekly
Premise based removal (Business Frequency)		Weekly x2	Weekly x2	Weekly x2	Weekly x2	Weekly x2	Weekly x2	Weekly x2
Bulk Removal (Frequency)		As Required	As Required	As Required	As Required	As Required	As Required	As Required
Removal Bags provided(Yes/No)		Yes	Yes	Yes	Yes	Yes	Yes	Yes
Garden refuse removal Included (Yes/No)		Yes	Yes	Yes	Yes	Yes	Yes	Yes
Street Cleaning Frequency in CBD		Weekly	Weekly	Weekly	Weekly	Weekly	Weekly	Weekly
Street Cleaning Frequency in areas excluding CBD		Monthly	Monthly	Monthly	Monthly	Monthly	Monthly	Monthly
How soon are public areas cleaned after events (24hours/48hours/longer)		24 Hours	24 Hours	24 Hours	24 Hours	24 Hours	24 Hours	24 Hours
Clearing of illegal dumping (24hours/48hours/longer)		1 Day per week	1 Day per week	1 Day per week	1 Day per week	1 Day per week	1 Day per week	1 Day per week
Recycling or environmentally friendly practices(Yes/No)		Yes	Yes	Yes	Yes	Yes	Yes	Yes
Licensed landfill site(Yes/No)		Closure permits	Closure permits	Closure permits	Closure permits	Closure permits	Closure permits	Closure permits
Water Service								
Water Quality rating (Blue/Green/Brown/N0 drop)		SANS241	SANS241	SANS241	SANS241	SANS241	SANS241	SANS241
Is free water available to all? (All/only to the indigent consumers)		only indigent customers	only indigent customers	only indigent customers	only indigent customers	only indigent customers	only indigent customers	only indigent customers
Frequency of meter reading? (per month, per year)		Monthly	Monthly	Monthly	Monthly	Monthly	Monthly	Monthly
Are estimated consumption calculated on actual consumption over (two month's/three month's/longer period)		3	3	3	3	3	3	3
On average for how long does the municipality use estimates before reverting back to actual readings? (months)		3	3	3	3	3	3	3
Duration (hours) before availability of water is restored in cases of service interruption (complete the sub questions)								
One service connection affected (number of hours)		6 hours	6 hours	6 hours	6 hours	6 hours	6 hours	24 hours
Up to 5 service connection affected (number of hours)		6 hours	6 hours	6 hours	6 hours	6 hours	6 hours	24 hours
Up to 20 service connection affected (number of hours)		6 hours	6 hours	6 hours	6 hours	6 hours	6 hours	24 hours
Feeder pipe larger than 800mm (number of hours)		N/A	N/A	N/A	N/A	N/A	N/A	N/A
What is the average minimum water flow in your municipality?		Sufficient	Sufficient	Sufficient	Sufficient	Sufficient	Sufficient	Sufficient
Do you practice any environmental or scarce resource protection activities as part of your operations? (Yes/No)		Yes	Yes	Yes	Yes	Yes	Yes	Yes
How long does it take to replace faulty water meters? (days)		3 Working days	3 Working days	3 Working days	3 Working days	3 Working days	3 Working days	3 Working days
Do you have a cathodic protection system in place that is operational at this stage? (Yes/No)		No	No	No	No	No	No	No
Electricity Service								
What is your electricity availability percentage on average per month?		100%	100%	100%	100%	100%	100%	100%
Do your municipality have a ripple control in place that is operational? (Yes/No)		No	No	No	No	No	No	No
How much do you estimate is the cost saving in utilizing the ripple control system?		N/A	N/A	N/A	N/A	N/A	N/A	N/A

Description Standard	Ref	Year C-2	Year C-1	Year C-0	Current year			Service Level
		Actual Outcome	Actual Outcome	Audited Outcome	Original Budget	Adjusted Budget	Full Year Forecast	
What is the frequency of meters being read? (per month, per year)		Monthly	Monthly	Monthly	Monthly	Monthly	Monthly	Monthly
Are estimated consumption calculated at consumption over (two month's/three month's/longer period)		3	3	3	3	3	3	3
On average for how long does the municipality use estimates before reverting back to actual readings? (months)		3	3	3	3	3	3	3
Duration before availability of electricity is restored in cases of breakages (immediately/one day/two days/longer)								
Are accounts normally calculated on actual readings? (Yes/no)		yes	yes	yes	yes	yes	yes	yes
Do you practice any environmental or scarce resource protection activities as part of your operations? (Yes/No)		Yes	Yes	Yes	Yes	Yes	Yes	Yes
How long does it take to replace faulty meters? (days)		3 Working days	3 Working days	3 Working days	3 Working days	3 Working days	3 Working days	3 Working days
Do you have a plan to prevent illegal connections and prevention of electricity theft? (Yes/No)		Yes	Yes	Yes	Yes	Yes	Yes	Yes
How effective is the action plan in curbing line losses? (Good/Bad)		Good	Good	Good	Good	Good	Good	Good
How soon does the municipality provide a quotation to a customer upon a written request? (days)		14 Working days	14 Working days	14 Working days	14 Working days	14 Working days	14 Working days	14 Working days
How long does the municipality takes to provide electricity service where existing infrastructure can be used? (working days)		3 Working days	3 Working days	3 Working days	3 Working days	3 Working days	3 Working days	3 Working days
How long does the municipality takes to provide electricity service for low voltage users where network extension is not required? (working days)		3 Working days	3 Working days	3 Working days	3 Working days	3 Working days	3 Working days	3 Working days
How long does the municipality takes to provide electricity service for high voltage users where network extension is not required? (working days)		3 Working days	3 Working days	3 Working days	3 Working days	3 Working days	3 Working days	3 Working days
Sewerage Service								
Are your purification system effective enough to put water back in to the system after purification?		Yes	Yes	Yes	Yes	Yes	Yes	Yes
To what extend do you subsidize your indigent consumers?		100%	100%	100%	100%	100%	100%	100%
How long does it take to restore sewerage breakages on average								
Severe overflow? (hours)		6 hours	6 hours	6 hours	6 hours	6 hours	6 hours	6 hours
Sewer blocked pipes: Large pipes? (Hours)		6 hours	6 hours	6 hours	6 hours	6 hours	6 hours	24 hours
Sewer blocked pipes: Small pipes? (Hours)		6 hours	6 hours	6 hours	6 hours	6 hours	6 hours	24 hours
Spillage clean-up? (hours)		6 hours	6 hours	6 hours	6 hours	6 hours	6 hours	24 hours
Replacement of manhole covers? (Hours)		24 hours	24 hours	24 hours	24 hours	24 hours	24 hours	24 hours
Road Infrastructure Services								
Time taken to repair a single pothole on a major road? (Hours)		48 Hours	48 Hours	48 Hours	48 Hours	48 Hours	48 Hours	72 Hours
Time taken to repair a single pothole on a minor road? (Hours)		48 Hours	48 Hours	48 Hours	48 Hours	48 Hours	48 Hours	72 Hours
Time taken to repair a road following an open trench service crossing? (Hours)		48 Hours	48 Hours	48 Hours	48 Hours	48 Hours	48 Hours	72 Hours
Time taken to repair walkways? (Hours)		48 Hours	48 Hours	48 Hours	48 Hours	48 Hours	48 Hours	72 Hours
Property valuations								

Description Standard	Ref	Year C-2	Year C-1	Year C-0	Current year			Service Level
		Actual Outcome	Actual Outcome	Audited Outcome	Original Budget	Adjusted Budget	Full Year Forecast	
How long does it take on average from completion to the first account being issued? (one month/three months or longer)		1	1	1	1	1	1	1
Do you have any special rating properties? (Yes/No)		No	No	No	No	No	No	No
Financial Management								
Is there any change in the situation of unauthorised and wasteful expenditure over time? (Decrease/Increase)		Decrease	Decrease	Decrease	Decrease	Decrease	Decrease	Decrease
Are the financial statement outsourced? (Yes/No)		Only for review	Only for review	Only for review	Only for review	Only for review	Only for review	Only for review
Are there Council adopted business process restructuring the flow and management of documentation feeding to Trial Balance?		No	No	No	No	No	No	No
How long does it take for an Tax/Invoice to be paid from the date it has been received?		30 Days	30 Days	30 Days	30 Days	30 Days	30 Days	30 Days
Is there advance planning from SCM unit linking all departmental plans quarterly and annually including for the next two to three years procurement plans?		No	No	No	No	No	No	No
Administration								
Reaction time on enquiries and requests?		immediately	immediately	immediately	immediately	immediately	immediately	immediately
Time to respond to a verbal customer enquiry or request? (working days)		immediately	immediately	immediately	immediately	immediately	immediately	immediately
Time to respond to a written customer enquiry or request? (working days)		immediately	immediately	immediately	immediately	immediately	immediately	immediately
Time to resolve a customer enquiry or request? (working days)		1-2 days	1-2 days	1-2 days	1-2 days	1-2 days	1-2 days	1-2 days
What percentage of calls are not answered? (5%,10% or more)		5	5	5	5	5	5	5
How long does it take to respond to voice mails? (hours)		NA	NA	NA	NA	NA	NA	NA
Does the municipality have control over locked enquiries? (Yes/No)		yes	yes	yes	yes	yes	yes	yes
Is there a reduction in the number of complaints or not? (Yes/No)		yes	yes	yes	yes	yes	yes	yes
How long does it take to open an account to a new customer? (1 day/ 2 days/ a week or longer)		1 day	1 day	1 day	1 day	1 day	1 day	1 day
How many times does SCM Unit, CFO's Unit and Technical unit sit to review and resolve SCM process delays other than normal monthly management meetings?		When needed	When needed	When needed	When needed	When needed	When needed	When needed
Community safety and licensing services								
How long does it take to register a vehicle? (minutes)		5 Minutes	5 Minutes	5 Minutes	5 Minutes	5 Minutes	5 Minutes	5 Minutes
How long does it take to renew a vehicle license? (minutes)		5 Minutes	5 Minutes	5 Minutes	5 Minutes	5 Minutes	5 Minutes	5 Minutes
How long does it take to issue a duplicate registration certificate vehicle? (minutes)		5 Minutes	5 Minutes	5 Minutes	5 Minutes	5 Minutes	5 Minutes	5 Minutes
How long does it take to de-register a vehicle? (minutes)		5 Minutes	5 Minutes	5 Minutes	5 Minutes	5 Minutes	5 Minutes	5 Minutes
How long does it take to renew a drivers license? (minutes)		10 Minutes	10 Minutes	10 Minutes	10 Minutes	10 Minutes	10 Minutes	10 Minutes
What is the average reaction time of the fire service to an incident? (minutes)		15 - 20 Minutes	15 - 20 Minutes	15 - 20 Minutes	15 - 20 Minutes	15 - 20 Minutes	15 - 20 Minutes	15 - 20 Minutes
What is the average reaction time of the ambulance service to an incident in the urban area? (minutes)								

Description Standard	Ref	Year C-2	Year C-1	Year C-0	Current year			Service Level
		Actual Outcome	Actual Outcome	Audited Outcome	Original Budget	Adjusted Budget	Full Year Forecast	
What is the average reaction time of the ambulance service to an incident in the rural area? (minutes)								
Economic development								
How many economic development projects does the municipality drive?		A comprehensive economic strategy	A comprehensive economic strategy	A comprehensive economic strategy	A comprehensive economic strategy	A comprehensive economic strategy	A comprehensive economic strategy	A comprehensive economic strategy
How many economic development programme are deemed to be catalytic in creating an enabling environment to unlock key economic growth projects?		Impossible to quantify	Impossible to quantify	Impossible to quantify	Impossible to quantify	Impossible to quantify	Impossible to quantify	Impossible to quantify
What percentage of the projects have created sustainable job security?		All the projects	All the projects	All the projects	All the projects	All the projects	All the projects	All the projects
Does the municipality have any incentive plans in place to create an conducive environment for economic development? (Yes/No)		yes	yes	yes	yes	yes	yes	yes
Other Service delivery and communication								
Is a information package handed to the new customer? (Yes/No)		No	No	No	No	No	No	No
Does the municipality have training or information sessions to inform the community? (Yes/No)		yes	yes	yes	yes	yes	yes	yes
Are customers treated in a professional and humanly manner? (Yes/No)		yes	yes	yes	yes	yes	yes	yes