



# **BERGRIVIER MUNICIPALITY**

## **REPORT BY THE STRATEGIC MANAGER**

TO: MAYORAL COMMITTEE  
COUNCIL

### **2018/19 QUARTERLY BUDGET AND PERFORMANCE REPORT FOR QUARTER 1: 1 JULY – 30 SEPTEMBER 2018 SUBMITTED IN TERMS OF SECTION 52(d) OF THE MUNICIPAL FINANCE MANAGEMENT ACT, 2003 (ACT 56 OF 2003)**

#### **1. INTRODUCTION**

The purpose of this report is to present the quarterly performance report of the municipality for the first quarter of the financial year (1 July – 30 September 2018).

#### **2. LEGAL FRAMEWORK**

This Performance Report is compliance with:

- Section 52(d) of the Municipal Management Act, 2003 (Act 56 of 2003) which requires the Mayor to within 30 days of the end of each quarter, submit a report to Council on the implementation of the budget and the financial state of affairs of the Municipality;
- Item 31 of the Municipal Budget and Reporting Regulations, 2009 (GN 393) which prescribes the format of the Section 52(d) Report. This section furthermore requires that the report be submitted to National Treasury within 5 days of being tabled.
- Regulation 30 of the Municipal Budget and Reporting Regulations, 2009 (GN 393) which requires that the Section 52(d) Report be publicized by placing it on the Municipal website in accordance with Section 75(1) of the MFMA.
- Regulation 14 of the Municipal Planning and Performance Regulations, 2001 (GN 796) which requires the Internal Auditor to audit the Municipality's performance and submit quarterly reports thereon to the Municipal Manager and the Performance Audit Committee.

- MFMA Circular 13 which requires the Municipality to report quarterly on its Service Delivery Budget Implementation Plan (SDBIP).

### **3. DISCUSSION**

Performance Management is done in terms of the Municipality's Performance Management Policy which was approved in October 2017. The Performance Management System is an internet based system that uses the approved Service Delivery Budget Implementation Plan (SDBIP) as its basis. The SDBIP is a layered plan comprising a Top Level SDBIP and Departmental SDBIP's. The SDBIP comprises quarterly high level non-financial service delivery targets as well as financial projections for revenue collection (cash flow) as well as operational and capital expenditure.

The SDBIP is a public document which was approved by the Mayor in June 2018. Performance reporting on the top level SDBIP is done to the Executive Mayoral Committee and Council on a quarterly, half yearly (Mid-year Budget and Performance Report) and on an annual basis (Annual Report). Any amendments to the Top Level SDBIP must be approved by Council following the submission of the Mid-Year Budget and Performance Report and the approval of the adjustment budget.

### **4. RECOMMENDATION**

- 4.1 That the quarterly performance report for Quarter 1 (1 July -30 September 2018) be noted.
- 4.2 That this report be read in conjunction with the Quarterly Budget Report which is submitted to Council in terms of Section 52(d) of the Municipal Finance Management Act, Act 56 of 2003.







**Bergrievier Municipality**  
Section 52 Quarter 1 201819

**Office of the Municipal Manager**

Ref	Municipal KPA	KPI	Unit of Measurement	Baseline	Annual Target	KPI Calculation Type	Sep-18			
							Target	Actual	R	Departmental Corrective Measures
TL1	Basic Service Delivery	The percentage of the municipal capital budget actually spent on capital projects as at 30 June 2019 (Actual amount spent on capital projects/ Total amount budgeted for capital projects) X 100	% of Capital budget spent as at 30 June 2019 [(Actual amount spent on capital projects/Total amount budgeted for capital projects) X100]	95%	95%	Last Value	0%	0%	N/A	
TL2	Municipal Transformation and Institutional Development	100% compliance with Selection & Recruitment Policy when vacant posts within the 3 highest levels of management are filled subject to suitably qualified candidates	% compliance with the selection and recruitment policy	100%	100%	Stand-Alone	100%	100%	G	<b>[D1] Municipal Manager:</b> None required. (July 2018) <b>[D1] Municipal Manager:</b> None required (August 2018) <b>[D1] Municipal Manager:</b> None required (September 2018)
TL3	Municipal Transformation and Institutional Development	Improve staff productivity & responsiveness through quarterly leadership development meetings and/or initiatives	Number of Leadership Forum Meetings and/or other leadership initiatives	4	4	Accumulative	1	11	B	<b>[D2] Municipal Manager:</b> None required (July 2018) <b>[D2] Municipal Manager:</b> None required (August 2018) <b>[D2] Municipal Manager:</b> None required (September 2018)
TL4	Municipal Financial Viability and Management	MFMA Section 131(1): Ensure that any issues raised by the Auditor General in an Audit Report are addressed	% of issues raised by the Auditor General in an audit report addressed.	100%	100%	Carry Over	0%	0%	N/A	<b>[D3] Municipal Manager:</b> Performance comment was incorrectly added to D3 as it had to be at D4 (August 2018)
TL5	Municipal Transformation and Institutional Development	Develop a risk based audit plan with an internal audit plan (RBAP) (MFMA - Section 165(2)(a)) & submit to Audit Committee by 30 June 2019	RBAP with internal audit programme submitted to the Audit Committee by 30 June 2019	1	1	Carry Over	0	0	N/A	
TL6	Good Governance and Public Participation	Convene a Councillor & Senior Management strategic planning session for IDP & budget process by 30 Nov 2018	Strategic planning session held by 30 November 2018	1	1	Carry Over	0	0	N/A	
TL7	Good Governance and Public Participation	Communicate with the public on a quarterly basis through printed media	Number of editions and/ or communications	8	8	Accumulative	2	11	B	<b>[D32] Head: Communication:</b> None

										Required. (September 2018)
TL8	Good Governance and Public Participation	Regular ward committee meetings and/or engagements	Number of ward committee meetings and/or engagements	28	42	Accumulative	14	14	G	
TL9	Local Economic Development	Facilitate economic development for the SMME's in Porterville through the implementation of the LFA project time-frame by 30 June 2019	Submission of LFA project time frame to ICLD and completion of project timeframe by 30 June 2019.	New KPI	1	Carry Over	0	0	N/A	
TL10	Good Governance and Public Participation	Develop a well-functioning communications department by submitting a social media policy to EMC by 30 June 2019	A social media policy submitted to EMC by 30 June 2019	New KPI	1	Carry Over	0	0	N/A	
TL11	Municipal Transformation and Institutional Development	Filling of all vacant strategic funded positions to ensure sustainable service delivery by submitting a selection and recruitment requisition within 30 days and make the appointment within 3 months, subject to availability of suitable candidates. (Strategic positions per definition are all funded positions as signed off by Municipal Manager)	% of vacant strategic funded positions filled within the time frame of a selection and recruitment requisition within 30 days and the appointment within 3 months, (subject to availability of suitable candidates)	New KPI	100%	Stand-Alone	100%	100%	G	<b>[D4] Municipal Manager:</b> None required (July 2018) <b>[D4] Municipal Manager:</b> None required (August 2018) <b>[D4] Municipal Manager:</b> None required (September 2018)
TL12	Municipal Transformation and Institutional Development	Develop a culture of zero tolerance to corruption and dishonesty by the efficient completion of disciplinary steps in terms of transgressions of the MFMA .	% of transgressions investigated in terms of the Anti-Fraud and Corruption Policy	1	100%	Stand-Alone	100%	100%	G	<b>[D5] Municipal Manager:</b> None required (July 2018) <b>[D5] Municipal Manager:</b> None required (August 2018) <b>[D5] Municipal Manager:</b> None required (September 2018)
TL13	Good Governance and Public Participation	Facilitate at least 1 LDAC Awareness Campaign per semester	Number of Local Drug Action Committee Awareness Campaigns per semester	New KPI	2	Accumulative	0	2	B	
TL14	Good Governance and Public Participation	Facilitate the establishment of a Bergrivier Social Development Forum	1 Social Development Forum established by 30 June 2019	New KPI	1	Carry Over	0	0	N/A	

**Summary of Results: Office of the Municipal Manager**

	KPI Not Yet Measured	7
	KPI Not Met	0
	KPI Almost Met	0
	KPI Met	4
	KPI Well Met	0
	KPI Extremely Well Met	3
<b>Total KPIs</b>		<b>14</b>

Corporate Services

Ref	Municipal KPA	KPI	Unit of Measurement	Baseline	Annual Target	KPI Calculation Type	Sep-18			
							Target	Actual	R	Departmental Corrective Measures
TL15	Municipal Transformation and Institutional Development	The percentage of the Corporate Services capital budget excl grant funding actually spent on capital projects as at 30 June 2019 (Actual amount spent on capital projects/ Total amount budgeted for capital projects) X100	% of Capital budget excl grant funding spent as at 30 June 2019 [(Actual amount spent on capital projects/ Total amount budgeted for capital projects) X 100]	95%	95%	Last Value	0%	0%	N/A	
TL16	Municipal Transformation and Institutional Development	The development and approval of at least 1 SOP per quarter for Human Resources	Number of SOP's for Human Resources developed and approved by the Director: Corporate Services	4	4	Accumulative	1	1	G	
TL17	Municipal Transformation and Institutional Development	Compile a new 5-year SDF (Spatial Development Framework) and present draft SDF to Council by 31 December 2018	Draft 5-year SDF presented to Council by 31 December 2018	1	1	Carry Over	0	0	N/A	
TL18	Municipal Transformation and Institutional Development	Monitoring of the approved RSEP project plan for Piketberg within the approved budget and submit at least 4 reports to the Portfolio Committee	At least 4 reports submitted to the Portfolio Committee	1	4	Accumulative	0	1	B	
TL19	Good Governance and Public Participation	Undertake an annual Customer Service evaluation & submit report with recommendation on customer service to EMC by 30 June 2019	Customer service evaluations completed and report with recommendations submitted to the EMC by 30 June 2019	1	1	Carry Over	0	0	N/A	
TL20	Good Governance and Public Participation	Develop a culture of zero tolerance to corruption and dishonesty by the efficient completion of disciplinary steps in terms of transgressions of the MFMA.	% of transgressions investigated in terms of the Anti-Fraud and Corruption Policy	100%	100%	Stand-Alone	100%	100%	G	
TL21	Municipal Transformation and Institutional Development	Monitor the process to enable interfacing between the Vesta Financial System and sub-systems on a regular basis to ensure all requirements are met in accordance with the ITC policy	At least 4 reports submitted to Portfolio Committee	4	4	Accumulative	0	0	N/A	
TL22	Municipal Transformation and Institutional Development	95% of training budget spent by 30 June 2019 to implement the Work Place Skills Plan (Total amount spent on training/Total amount budgeted)x100)	% of the training budget spent by 30 June 2019 to implement the Work Place Skills Plan	95%	95%	Last Value	0%	0%	N/A	
TL23	Municipal Transformation and Institutional Development	Develop a Human Resource strategy in line with the approved budget and submit to Portfolio Committee by 30 June 2019	Strategy submitted to Portfolio Committee by 30 June 2019	New KPI	1	Carry Over	0	0	N/A	

TL24	Municipal Transformation and Institutional Development	Compile a central Human Resources master file for all statistical queries by 30 June 2019	Master file for Human Resources compiled and approved by the Director: Corporate Services by 30 June 2019	New KPI	1	Carry Over	0	0	N/A	
TL25	Municipal Transformation and Institutional Development	Filling of all vacant strategic funded positions to ensure sustainable service delivery by submitting a selection and recruitment requisition within 30 days and make the appointment within 3 months, subject to availability of suitable candidates. (Strategic positions per definition are all funded positions as signed off by Municipal Manager)	% of vacant strategic funded positions filled within the time frame of a selection and recruitment requisition within 30 days and the appointment within 3 months, (subject to availability of suitable candidates)	New KPI	100%	Stand-Alone	100%	100%	G	
TL26	Good Governance and Public Participation	Monitoring of Customer Care Survey results and submit at least 4 reports to the Portfolio Committee	At least 4 reports submitted to the Portfolio Committee	New KPI	4	Accumulative	0	1	B	
TL27	Basic Service Delivery	Submit ecological study on Erf 471, Laaiplek to EMC by 30 June 2019	Ecological study submitted to EMC by 30 June 2019	New KPI	1	Carry Over	0	0	N/A	

#### Summary of Results: Corporate Services

KPI Not Yet Measured	8
KPI Not Met	0
KPI Almost Met	0
KPI Met	3
KPI Well Met	0
KPI Extremely Well Met	2
<b>Total KPIs</b>	<b>13</b>

#### Technical Services

Ref	Municipal KPA	KPI	Unit of Measurement	Baseline	Annual Target	KPI Calculation Type	Sep-18			
							Target	Actual	R	Departmental Corrective Measures
TL28	Basic Service Delivery	Limit unaccounted for water to 10% by 30 June 2019 {(Number of Kilolitres Water Purchased or Purified minus Number of Kilolitres Water Sold (incl free basic water) / Number of Kilolitres Water Purchased or Purified × 100}	% unaccounted water by 30 June 2019 {(Number of Kilolitres Water Purchased or Purified minus Number of Kilolitres Water Sold (including Free basic water) / Number of Kilolitres Water Purchased or Purified × 100}	10%	10%	Reverse Last Value	0%	0%	N/A	
TL29	Basic Service Delivery	95% of MIG funding allocated for the financial year to build a new waste water treatment works in Porterville by 30 June 2019 [(Total amount spent/ Total amount allocated)x100]	% of MIG funding allocated for the financial year to build a new waste water treatment works in Porterville by 30 June 2019	95%	95%	Last Value	0%	0%	N/A	

TL30	Basic Service Delivery	Limit unaccounted for electricity to 10% by 30 June 2019 {(Number of Electricity Units Purchased and/or Generated - Number of Electricity Units Sold (incl Free basic electricity)) / Number of Electricity Units Purchased and/or Generated} × 100}	% unaccounted electricity by 30 June 2019 {(Number of Electricity Units Purchased and/or Generated - Number of Electricity Units Sold (incl. Free basic electricity)) / Number of Electricity Units Purchased and/or Generated} × 100}	10%	10%	Reverse Last Value	0%	0%	N/A	
TL31	Basic Service Delivery	95% of the MIG conditional grant spent by 30 June 2019 to upgrade infrastructure [(Total amount spent/Total allocation received)x100]	% of MIG conditional grant spent by 30 June 2019	95%	95%	Last Value	10%	22.39%	B	<b>[D139] Director: Technical Services:</b> Monitoe project and ensure progress according to project planning and cash flow projections. (September 2018)
TL32	Basic Service Delivery	95% of conditional road maintenance operational grant spent by 30 June 2019 [(Total amount spent/ Total allocation received)x100]	% of conditional road maintenance operational grant spent by 30 June 2019	95%	95%	Last Value	0%	0%	N/A	
TL33	Basic Service Delivery	Raise public awareness on recycling to reduce household waste with awareness initiatives	Number of awareness initiatives	2	2	Accumulative	0	0	N/A	
TL34	Basic Service Delivery	95% spend of transferred funds before September 2018 (Jan 2018 - Dec 2018) for the implementation of the approved business plan on the waste programme by 30 June 2019 ((Total amount spent/Total approved budget) x 100) (subject to in international funding	% of funds transferred before September 2018 (Jan 2018 - Dec 2018) spend by 30 June 2019	100%	100%	Last Value	0%	0%	N/A	
TL35	Basic Service Delivery	95% water quality level obtained as per SANS 241 physical & micro parameters as at 31 December 2018 and 30 June 2019	% water quality level as at 31 December 2018 and 30 June 2019	95%	95%	Last Value	0%	0%	N/A	

TL36	Basic Service Delivery	Sign SLA's for each development to facilitate an environment conducive to infrastructure development in partnership with the developer and/or investors. Signed SLA's/total number of developments where SLA's are required)	% of developments with Signed SLA's with developers and/or investors	100%	100%	Stand-Alone	100%	100%	G	<p><b>[D144] Director: Technical Services:</b> Report and liase wit Manager Civil services regarding SLA completed <i>(July 2018)</i></p> <p><b>[D144] Director: Technical Services:</b> Report and liase wit Manager Civil services regarding SLA completed <i>(August 2018)</i></p> <p><b>[D144] Director: Technical Services:</b> Monitor developments and ensure that SLA is drawn up when applicable. <i>(September 2018)</i></p>
TL37	Basic Service Delivery	Do bi-annual inspections per major town for building transgressions and submit report to Portfolio Committee with findings and law enforcement actions instituted	Number of reports submitted to the Portfolio Committee	2	2	Accumulative	0	0	N/A	
TL38	Local Economic Development	Create full time equivalents (FTE's) in terms of the EPWP programme by 30 June 2019	Number of FTE's created by 30 June 2019	36	36	Accumulative	0	0	N/A	
TL39	Municipal Transformation and Institutional Development	Develop a culture of zero tolerance to corruption and dishonesty by the efficient completion of disciplinary steps in terms of transgressions of the MFMA .	% of transgressions investigated in terms of the Anti-Fraud and Corruption Policy	100%	100%	Stand-Alone	100%	100%	G	<p><b>[D147] Director: Technical Services:</b> Hr to submit disciplinary report. <i>(July 2018)</i></p> <p><b>[D147] Director: Technical Services:</b> Hr to submit disciplinary report. <i>(August 2018)</i></p> <p><b>[D147] Director: Technical Services:</b> Monitor process and progress report from HR. <i>(September 2018)</i></p>



TL40	Municipal Transformation and Institutional Development	Filling of all vacant strategic funded positions to ensure sustainable service delivery by submitting a selection and recruitment requisition within 30 days and make the appointment within 3 months, subject to availability of suitable candidates. (Strategic positions per definition are all funded positions as signed off by Municipal Manager)	% of vacant strategic funded positions filled within the time frame of a selection and recruitment requisition within 30 days and the appointment within 3 months, (subject to availability of suitable candidates)	New KPI	100%	Stand-Alone	100%	66.67%	R	<p><b>[D148] Director: Technical Services:</b> Follow up with HR for the advertisements, shortlists and interviews. (July 2018)</p> <p><b>[D148] Director: Technical Services:</b> Follow up with HR for the advertisements, shortlists and interviews. (August 2018)</p> <p><b>[D148] Director: Technical Services:</b> Discuss at Directorate meeting. (September 2018)</p>
------	--	---	---	---------	------	-------------	------	--------	---	---

**Summary of Results: Technical Services**

KPI Not Yet Measured	9
KPI Not Met	1
KPI Almost Met	0
KPI Met	2
KPI Well Met	0
KPI Extremely Well Met	1
<b>Total KPIs</b>	<b>13</b>

**Financial Services**

Ref	Municipal KPA	KPI	Unit of Measurement	Baseline	Annual Target	KPI Calculation Type	Sep-18			
							Target	Actual	R	Departmental Corrective Measures
TL41	Municipal Financial Viability and Management	Institute legal processes by 30 June 2019 against 95% of non-exchange debtors to improve credit control (Number of rates & availability charges debtors older than 90 days handed over for collection/ Total number of rates & availability chargers debtors older than 90 days)x100]	% of non-exchange debtors against whom legal action can be and was instituted by 30 June 2019	95%	95%	Carry Over	0%	0%	N/A	
TL42	Municipal Financial Viability and Management	Achieve a payment percentage of 96% as at 30 June 2019 ((Gross Debtors Closing Balance + Billed Revenue - Gross Debtors Opening Balance + Bad Debts Written Off)/Billed Revenue) x 100)	Payment % as at 30 June 2019 ((Gross Debtors Closing Balance + Billed Revenue - Gross Debtors Opening Balance + Bad Debts Written Off) /Billed Revenue) x 100)	96%	96%	Last Value	60%	81.29%	G2	
TL43	Municipal Financial Viability and Management	Complete the monthly bank reconciliations within 30 days after month end	Number of bank reconciliations completed monthly within 30 days after month end	12	12	Accumulative	3	3	G	

TL44	Municipal Financial Viability and Management	Submit monthly Section 71 Report to National Treasury i.t.o. MFMA before 10th working day of each month	Number of reports submitted	12	12	Accumulative	3	3	G
TL45	Municipal Financial Viability and Management	Submit monthly VAT 201 returns to SARS by 25th of each month	Number of VAT 201 returns submitted to SARS	12	12	Accumulative	3	3	G
TL46	Municipal Financial Viability and Management	100% of the FMG conditional grant spent by 30 June 2019 [(Total amount spent/ Total allocation received) x100]	% of FMG conditional grant spent by 30 June 2019	100%	100%	Last Value	25%	26.38%	G2
TL47	Municipal Financial Viability and Management	Monitor the implementation of the VESTA system to ensure MScoa compliance and submit report/data strings to National Treasury	Number of reports/data strings submitted to National Treasury	11	11	Accumulative	2	3	B
TL48	Municipal Financial Viability and Management	Develop a culture of zero tolerance to corruption and dishonesty by the efficient completion of disciplinary steps in terms of transgressions of the MFMA .	% of transgressions investigated in terms of the Anti-Fraud and Corruption Policy	100%	100%	Last Value	100%	100%	G
TL49	Municipal Transformation and Institutional Development	Filling of all vacant strategic funded positions to ensure sustainable service delivery by submitting a selection and recruitment requisition within 30 days and make the appointment within 3 months, subject to availability of suitable candidates. (Strategic positions per definition are all funded positions as signed off by Municipal Manager)	% of vacant strategic funded positions filled within the time frame of a selection and recruitment requisition within 30 days and the appointment within 3 months, (subject to availability of suitable candidates)	New KPI	100%	Stand-Alone	100%	100%	G

**Summary of Results: Financial Services**

KPI Not Yet Measured	1
KPI Not Met	0
KPI Almost Met	0
KPI Met	5
KPI Well Met	2
KPI Extremely Well Met	1
<b>Total KPIs</b>	<b>9</b>







**Council**

Ref	Municipal KPA	KPI	Unit of Measurement	Baseline	Annual Target	KPI Calculation Type	Sep-18			
							Target	Actual	R	Departmental Corrective Measures

TL50	Municipal Financial Viability and Management	Number of formal households that receive piped water (credit & pre-paid water) that is connected to the municipal water infrastructure network as at 30 June 2019	Number of households which are billed for water or have prepaid meters as at 30 June 2019	9085	9,238	Last Value	0	0	N/A	
TL51	Municipal Financial Viability and Management	Number of formal households connected to the municipal electrical infrastructure network (credit & prepaid electrical metering) (Excl Eskom areas) at 30 June 2019	Number of households billed for electricity or have prepaid meters (Excl Eskom areas) at 30 June 2019 ( Conlog + Active meters)	9484	9,484	Last Value	0	0	N/A	
TL52	Municipal Financial Viability and Management	Number of formal households connected to the municipal waste water sanitation/sewerage network for sewerage service, irrespective of number of water closets (toilets) at 30 June 2019	Number of households which are billed for sewerage at 30 June 2019	7318	7,346	Last Value	0	0	N/A	
TL53	Municipal Financial Viability and Management	Number of formal households for which refuse is removed once per week at 30 June 2019	Number of households which are billed for refuse removal at 30 June 2019	9568	9,505	Last Value	0	0	N/A	
TL54	Municipal Financial Viability and Management	Provide free basic water to indigent households	Number of households receiving free basic water	1880	1,800	Last Value	0	0	N/A	
TL55	Municipal Financial Viability and Management	Provide free basic electricity to indigent households	Number of households receiving free basic electricity	1700	1,800	Last Value	0	0	N/A	
TL56	Municipal Financial Viability and Management	Provide free basic sanitation to indigent households	Number of households receiving free basic sanitation	1701	1,600	Last Value	0	0	N/A	
TL57	Municipal Financial Viability and Management	Provide free basic refuse removal to indigent households	Number of households receiving free basic refuse removal	1880	1,800	Last Value	0	0	N/A	
TL58	Municipal Transformation and Institutional Development	The percentage of a municipality's personnel and training budget actually spent on implementing its workplace skills plan as at 30 June 2019 [(Total expenditure on training/total personnel budget)/100]	% of personnel and training budget spent on training [(Total expenditure on training/ total personnel budget) /100] as at 30 June 2019	1%	1%	Last Value	0%	0%	N/A	
TL59	Municipal Financial Viability and Management	Financial viability measured into municipality's ability to meet its service debt obligations as at 30 June 2019 (Short Term Borrowing + Bank Overdraft + Short Term Lease + Long Term Borrowing + Long Term Lease) / Total Operating Revenue – Operating Conditional Grant)	Debt to Revenue as at 30 June 2019 (Short Term Borrowing + Bank Overdraft + Short Term Lease + Long Term Borrowing + Long Term Lease) / Total Operating Revenue - Operating Conditional Grant)	3	2.54	Last Value	0	0	N/A	

TL60	Municipal Financial Viability and Management	Financial viability measured in terms of outstanding service debtors as at 30 June 2019 (Total outstanding service debtors/ revenue received for services)	Service debtors to revenue as at 30 June 2019 – (Total outstanding service debtors/ revenue received for services)	32%	33%	Reverse Last Value	0%	0%	N/A	
TL61	Municipal Financial Viability and Management	Financial viability measured in terms of available cash to cover fixed operating expenditure as at 30 June 2019 ((Cash and Cash Equivalents – Unspent Conditional Grants – Overdraft) + Short Term Investment ) /Monthly Fixed Operational Expenditure exc (Depreciation, Amortisation, & Provision for Bad Debts, Impairment & Loss on Disposal of Assets))	Cost coverage as at 30 June 2019 ((Cash and Cash Equivalents - Unspent Conditional Grants – Overdraft) + Short Term Investment) / Monthly Fixed Operational Expenditure excl (Depreciation, Amortisation, and Provision for Bad Debts, Impairment and Loss on Disposal of Assets))	14.5	2.5	Last Value	0	0	N/A	

**Summary of Results: Council**







	KPI Not Yet Measured	12
	KPI Not Met	0
	KPI Almost Met	0
	KPI Met	0
	KPI Well Met	0
	KPI Extremely Well Met	0
<b>Total KPIs</b>		<b>12</b>

**Community Services**







Ref	Municipal KPA	KPI	Unit of Measurement	Baseline	Annual Target	KPI Calculation Type	Sep-18			
							Target	Actual	R	Departmental Corrective Measures
TL62	Basic Service Delivery	95% spent of library grant by 30 June 2019 i.t.o approved business plan [(Actual amount spent/Total allocation received)x100]	% of library grant spent by 30 June 2019	95%	95%	Last Value	10%	21%	B	
TL63	Basic Service Delivery	Collect 95% of budgeted income by 30 June 2019 for speeding fines (Excl budgeted debt provision) [(Actual amount collected/total amount budgeted) x 100]	% of budgeted income for speeding fines collected by 30 June 2019	95%	95%	Last Value	10%	20%	B	
TL64	Basic Service Delivery	Collect 95% of budgeted income by 30 June 2019 for resorts (Excl budgeted debt provision)[(Actual amount collected /total amount budgeted)x100]	% of budgeted income for resorts collected by 30 June 2019	95%	95%	Last Value	10%	21%	B	

TL65	Basic Service Delivery	Develop a Sport Master Plan and submit to Portfolio Committee by June 2019	Number of Sport Master Plans developed and submitted to Portfolio Committee by June 2019	New KPI	1	Carry Over	0	0	N/A	
TL66	Municipal Transformation and Institutional Development	Develop a culture of zero tolerance to corruption and dishonesty by the efficient completion of disciplinary steps in terms of transgressions of the MFMA .	% of transgressions investigated in terms of the Anti-Fraud and Corruption Policy	100%	100%	Stand-Alone	100%	100%	G	
TL67	Municipal Transformation and Institutional Development	Filling of all vacant strategic funded positions to ensure sustainable service delivery by submitting a selection and recruitment requisition within 30 days and make the appointment within 3 months, subject to availability of suitable candidates. (Strategic positions per definition are all funded positions as signed off by Municipal Manager)	% of vacant strategic funded positions filled within the time frame of a selection and recruitment requisition within 30 days and the appointment within 3 months, (subject to availability of suitable candidates)	New KPI	100%	Stand-Alone	100%	100%	G	
TL68	Basic Service Delivery	Facilitate 95% of title deeds transferred to eligible beneficiaries by 30 June 2019	% of title deeds transferred to eligible beneficiaries by 30 June 2019	New KPI	95%	Last Value	0%	0%	N/A	
TL69	Local Economic Development	Monitor the performance of Bergrivier Tourism Organisation in accordance with the SLA by 30 June 2019	Number of reports submitted from BTO to Portfolio Committee by 30 June 2019	New KPI	4	Accumulative	1	1	G	
TL70	Basic Service Delivery	Facilitate the upgrading of at least 2 play parks in the municipal area by 30 June 2019	Number of play parks upgraded in municipal area by 30 June 2019	New KPI	2	Accumulative	0	0	N/A	
TL71	Basic Service Delivery	Develop a Disaster Management Contingency Plan and submit to Portfolio Committee by 30 June 2019	Number of Disaster Management Contingency Plans developed and submitted to Portfolio Committee by 30 June 2019	New KPI	1	Carry Over	0	0	N/A	
TL72	Municipal Transformation and Institutional Development	Develop an Emergency Evacuation Plan for Velddrif Offices and submit to Portfolio Committee by 30 June 2019	Number of Emergency Evacuation Plans for Velddrif Offices developed and submitted to Portfolio Committee by 30 June 2019	New KPI	1	Carry Over	0	0	N/A	
TL73	Basic Service Delivery	Develop a Community Facility Maintenance Plan and submit to Portfolio Committee by 30 June 2019	Number of Community Maintenance Plan developed and submitted to Portfolio Committee by March 2019	New KPI	1	Carry Over	0	0	N/A	

**Summary of Results: Community Services**

	KPI Not Yet Measured	6
	KPI Not Met	0
	KPI Almost Met	0
	KPI Met	3
	KPI Well Met	0
	KPI Extremely Well Met	3
<b>Total KPIs</b>		<b>12</b>

### Summary of Results

	KPI Not Yet Measured	43
	KPI Not Met	1
	KPI Almost Met	0
	KPI Met	17
	KPI Well Met	2
	KPI Extremely Well Met	10
<hr/>		
	<b>Total KPIs</b>	<b>73</b>
<hr/>		

